

Name (s) \_\_\_\_\_

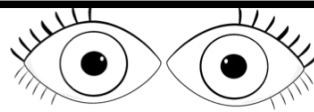
# spring sensory walk observations

write or draw pictures about spring

i smell



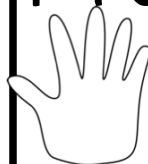
i see



i hear



i feel or touch



for our spring sensory walk, we do not  
use our sense of taste!

Name (s) \_\_\_\_\_

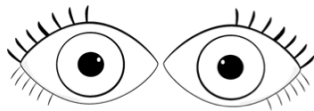
# spring sensory walk observations

write or draw pictures about spring

i smell



i see



i hear



i feel or touch



for our spring sensory walk, we do not  
use our sense of taste!

Name (s) \_\_\_\_\_

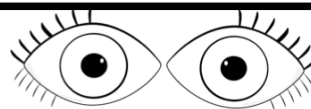
# spring sensory walk predictions

this what i think we will see on our walk

smell



see



hear



feel or touch



Name (s) \_\_\_\_\_

# spring sensory walk predictions

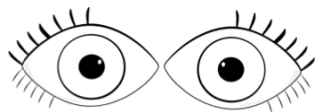
write or draw pictures of what you think you will  
see on your walk

---

smell



see



hear



feel or touch



# Spring...

I see...

In spring, I like to...

In spring, I feel...

Spring  
Activities:

Name \_\_\_\_\_



## Spring is in the Air...or...Should be!

All kids need to get outside and explore so why not use a **Spring Sensory Walk** to get those kiddos moving and discovering signs of spring.

When the weather changes and you can feel spring in the air, your students need to move and using the outdoors to support learning is perfect for you and your class!

### **Here is what is included in this free resource:**

2 Sensory walk observation sheets

2 making prediction sheets to use before the walk

A spring recording sheet that can be used after your walk or you can use it alone.

2 KWL frames to use however you want

A link to my blogpost about spring.

## Thank you for respecting my work!

© Kathy Simpson Sunshine and Lollipops

All rights reserved. Purchase of this unit entitles the purchaser the right to reproduce the pages in limited quantities **for single classroom use only**. Duplication for an entire school, an entire school system or commercial purposes is strictly forbidden without written permission from the publisher.

Copying **any** part of this product and placing it on the Internet in any form (even a personal/classroom website) is strictly forbidden and is a violation of the Digital Millennium Copyright Act (DMCA). These items can be picked up in a google search and then shared worldwide for free.

Since this a free resource, simply send your friends back to Sunshine and Lollipops and have them download their own copy! Thank you! ENJOY!



Thank you for purchasing, downloading, browsing, following and inspiring! I hope this brings bit of sunshine your way! I appreciate customer feedback and comments. If you find anything in this packet that needs to be reworked or might work better for your students, please let me know and I will be happy to rework any activity/packet that you have purchased to fit your needs.

Blog:: [joyssunshineandlollipops@blogspot.com](mailto:joyssunshineandlollipops@blogspot.com)

FB: <https://www.facebook.com/joyssunshineandlollipops>

IG <https://instagram.com/joyssunshineandlollipops/>

Pinterest: <https://www.pinterest.com/kajoyson/>



To earn credit for future purchases, go to My Purchases page (you may need to login). Beside each purchase you'll see a Provide Feedback button. Simply click it and you will be taken to a page where you can give a quick rating and leave a short comment for the product. Each time you give feedback, you receive feedback credits that you use to lower the cost your future purchases. I value and appreciate your feedback as it helps me decide which products are most helpful and valuable for your students. I love to create so if there is anything that you might need or want to make your job easier, just let me know! Also, if you discover any errors with your eagle eyes, please let me know and I will fix them and give you an updated product!

If you would like to be the first to know about my new discounts, freebies and product launches, click to become a follower and this "easy peasy" action will now send you email updates about my shop!



Thanks,  
Kathy



Credits: Graphics and Clipart by:

