

Kindergarten E-Learning at Home Week 3/4

April 1-3, April 13-17

Please do 1 activity from each column each day. When the activity is completed, color in the block. All work will be turned in when we return to school. Parents must sign the bottom of this paper for student to receive attendance credit.
(*** The "I Can Create" activities are OPTIONAL)

Reading	Math	Writing	Science/Social Studies	Related Arts
Write your lowercase letters. Say each letter and sound. Listen/read a story. Who were the characters? Setting?	What comes before/after? ___ 8 ___ ___ 9 ___ Start at 22 and count to 50.	Write 1-3 sentences about an animal.	Sink or Float Pick 5 objects to test the ability to sink or float. Fill up your bathtub with water and test each object. Draw and label one picture of the objects that sank or floated.	Peel 3 crayons. Find 3 objects with texture (bottom of your shoe, a leaf, sidewalk). Put a piece of paper on top of object and rub crayon on top of paper.
Read the story and answer the questions. Title: Bob's Pets	Draw 12 triangles. Solve. Use pictures or items to show your work. 4+1= 5+2= 3+3= 8+2=	Write a sentence using like and the.	Sorting Take a peak around your bedroom and pick 7 objects. Sort them into groups based on similar characteristics (such as color, texture, size). Draw a picture of how you sorted your objects.	Create an obstacle course with things you can find around the house. What can you go over, under, around, and through? How fast can you go?
Listen/read a story. Draw the beginning, middle, and end.	Solve. Use pictures or items to show your work. 6-1= 5-5= 9-3= 10-8=	Write a story about your best friend.	Maps Draw a picture of a large heart and inside draw symbols (pictures) to represent things that make you who you are.	Take a sound walk. What sounds do you notice? Sing your favorite song from music class on your walk.
Read and draw a picture to match the sentence below. The cat has a big red and white hat	Solve. Use pictures or items to show your work. 6+3= 4-2= 8-1= 4+2=	Write 1-3 sentences about your favorite food.	Jobs Discuss different jobs that people in our community have. Some people have jobs in offices, hospitals, schools, or shops. What job would you like to have? Draw a picture of yourself as that community helper.	Challenge a family member to a fitness competition. Who can do more or go longer? Pushups, Situps, Planks, Squats
Read the story and answer the questions. Title: Clouds	Show 2 ways to make 8. Show 2 ways To make 10.	Write your 4 words that rhyme with pet. Write 4 words that rhyme with hop.	Jobs Take the job that you picked yesterday and now draw the place you would work. Write 1-3 sentences about where you would work.	Listen to or sing a song. Tap the steady beat along with it.

ELearning Week #3: Student name _____

Parent signature _____

Dear Families!

If you need any assistance during our ELearning day, please email your teacher anytime between 10:00am-12:00pm. We will be happy to help! Remember to have your child turn in their work when they return.

Mrs. Heyward: BHeyward@rhmail.org

Ms. DeRue: LDeRue@rhmail.org

Ms. Mobley: AMobley@rhmail.org

Kindergarten E-Learning at Home Week 3/4

April 1-3, April 13-17

Please do **1 activity** from **each column each day**. When the activity is completed, color in the block. All work will be turned in when we return to school. Parents must sign the bottom of this paper for student to receive attendance credit.
(*** The "I Can Create" activities are **OPTIONAL**)

Reading	Math	Writing	Science/Social Studies	Related Arts (Other Activities-Optional)
Read the story and answer the questions. Title: Feelings	Draw a picture and solve. My teacher has 4 apples and 3 bananas. How many fruits all together? _____ + _____ = _____	Make a list of different types of weather. It's okay if you don't spell the words correctly, just write what you hear. Draw pictures to match.	What Will the Weather Be Like on Your Birthday? Color the Seasons Sorting Cards and talk with an adult about what you might observe during the four classic seasons of the temperate zone: snowy winter, warm spring, hot summer, and cool autumn with colorful leaves. Discuss the order of the seasons.	Practice tying your shoes independently. Help a family member with a chore.
Read the story and complete the sequence story. Activity Title: Read and Sequence	Draw a picture and solve. I see some cars. 3 are red and 1 is blue. How many cars in all? _____ + _____ = _____	Fix these sentences by writing them correctly on a piece of paper. i see a duck this mat is red the dog ran fast	Maps Complete the poem below of what is in your neighborhood. Use those three things you see as the symbols and draw a map of your neighborhood. What Do I See? What do I see As I walk down the street In my city or town On my very own feet? I see a _____ And a _____, too. I see a _____ There is so much to do!	Take a walk outside and count the trees, cars, animals. Draw a picture or write a letter to a family member.
Read the story and answer the questions. Title: Playground	Draw a picture and solve. There are 3 frogs on a log. 3 more frogs hop on the log. How many frogs all together? _____ + _____ = _____	Write two sentences about your favorite toy. What is your favorite toy and why do you like it? Use sentences like: -My favorite toy is _ I like it because	Natural Resources Read the mini-book titled, "How we use our Earth's Resources" with someone. You will learn about natural resources.	Recite nursery rhymes like Humpty Dumpty and identify the rhyming words. Explore free online websites and learn something new!

E-Learning Week #4: Student name _____

Parent signature _____

Dear Families!

If you need any assistance during our E-Learning day, please email your teacher anytime between 10:00am-12:00pm. We will be happy to help! Remember to have your child turn in their work when they return.

Mrs. Heyward: BHeyward@rhmail.org

Ms. DeRue: LDeRue@rhmail.org

Ms. Mobley: AMobley@rhmail.org

dog cat bird
fish blue green

Bob's Pets

Bob has a dog.

The dog has a red ball.

Bob has a cat.


The cat has a blue ball.

Bob has a bird.

The bird has a green ball!

Bob has a fish.

The fish has no ball.



Bob's Pets (exercises)

1. Answer each question.

a. Who has a red ball?

_____.

b. Who has a blue ball?

_____.

c. Who has a green ball?

_____.

2. Answer each question.

a. How many pets does Bob have?

_____.

b. Which pet is the biggest?

_____.

c. Which pet is the smallest?

_____.

3. Draw the pet with no ball.



Bob's Pets (answers)

1. Answer each question.

a. Who has a red ball?

The dog has a red ball.

b. Who has a blue ball?

The cat has a blue ball.

c. Who has a green ball?

The bird has a green ball.

2. Answer each question.

a. How many pets does Bob have?

Bob has four pets.

b. Which pet is the biggest?

The dog is Bob's biggest pet.

c. Which pet is the smallest?

The fish is Bob's smallest pet.

3. A picture of a fish.

clouds fluffy white
bunny truck look

The Clouds

The clouds are in the sky.

They are fluffy.

They are white.

I look at the clouds.

That one looks like a bunny!

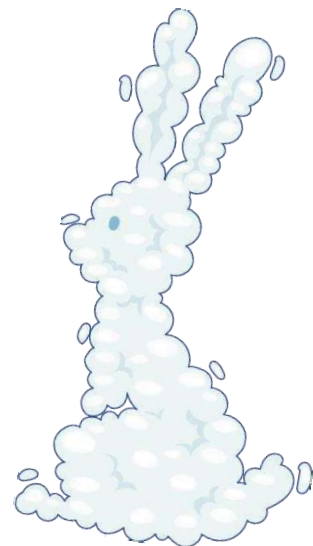
That one looks like a truck!

That one looks like a big doll!

Look at the fluffy clouds.

What do you see?

They are fun to look at!



The Clouds (exercises)

1. Put the words in order to make each sentence.

you / do / see / What
_____?

the / clouds / fluffy / at / Look
_____.

The / sky / in / are / clouds / the
_____.

2. Answer each question to complete the sentences.

What is in the sky?

There are _____ in the sky.

What color are they?

The clouds are _____.

What do the clouds in the story look like?

They look like a _____ and a _____.

- 3. Draw a picture of a cloud from the story and label it.**



The Clouds (answers)

1. Put the words in order to make each sentence.

What do you see ?

Look at the fluffy clouds.

The clouds are in the sky.

2. Answer each question to complete the sentences.

What is in the sky?

There are clouds in the sky.

What color are they?

The clouds are white.

What do the clouds in the story look like?

They look like a bunny and
a truck.

3. Picture of a cloud with label.

feelings nervous proud
excited scared angry

Feelings

How do you feel?

Matt wins a big game.

He feels proud!

Sarah's little toy breaks.

She feels angry.

Joe's friends come to play.

He feels happy!

Jenna is going to a new school.

She feels nervous.

Kara knows how to tie her shoes.

She feels excited!

Your feelings are important!

Your feelings are different each day.

How do you feel today?



Feelings (exercises)

- 1. Write “happy”, “sad” or “proud” on each line.**

I won an award. I feel _____.

I lost my favorite book. I feel _____.

I won the contest. I feel _____.

- 2. Complete this sentence.**

I was excited when _____

_____.

3. Draw lines to match the words to the correct pictures.

angry



excited



nervous



sad



Feelings (answers)

1. Write “happy”, “sad” or “proud” on the line.

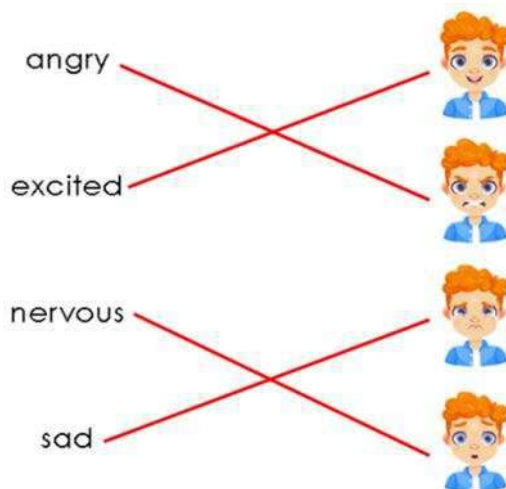
I won an award. I feel happy.

I lost my favorite book. I feel sad.

I won the contest. I feel proud.

2. Answers will vary.

3. Draw lines to match the words to the correct pictures.



Read the short story. Then answer each question.

Playground

We are going to the playground. First, I swing on the swings. Then I take two turns at the slide. We climb on the new climbing wall. My friends and I play hide and seek. We build a sand castle in the sandbox. I drink water from the water fountain. Time to go home.



Questions:

Write answers to the questions:

1. Where are they going? _____
2. What does the writer take two turns at? _____

3. What do they climb? _____
4. What do the friends play together? _____

5. What do they build? _____

Answers:

1. Where are they going?
They are going to the playground.
2. What does the writer take two turns at?
He take two turns at the slide.
3. What do they climb?
They climbed on the new climbing wall.
4. What do the friends play together?
They play hide and seek.
5. What do they build?
They build a sand castle in the sandbox.

Reading and sequencing

Kindergarten Reading Comprehension Worksheet

Read the story:

Walking the Dog

The first thing I do when I walk my dog is put on his leash. Then I walk out the door. Next I lead him down the driveway. Then we walk around the block. After our walk, I take off his leash.



Now put the events in order 1-5:

_____ walk out the door

_____ walk around the block

_____ take off his leash

_____ lead him down the driveway

_____ put on his leash



What is a **natural resource**?

- Something of value we get from the earth's environment.
- It is found in nature and is important to humans.



Land



Water



Air

The earth's land is a natural resource.



How do we use the earth's land?


For growing food...



For transportation...



For building things...



For recreation...



The earth's air is a natural resource.

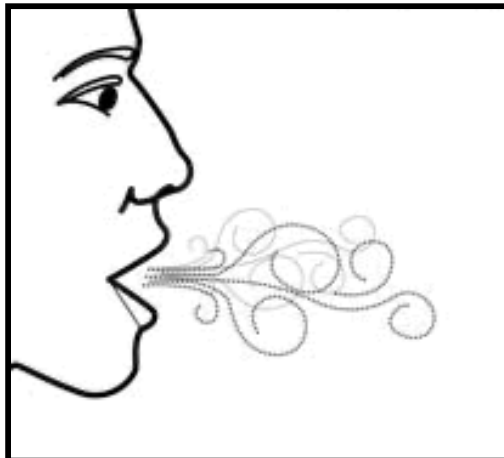


How do we use the earth's air?

For traveling...



For breathing...



The earth's water is a natural resource.



How do we use the earth's water?

For drinking...



For traveling...



For recreation...



How do **you** use earth's
natural resources?



Go swimming at the beach or pool



Animals collect food to store or eat a lot to prepare for winter.



Trees and flowers are in full bloom. Apples are green and still growing.



Cold weather with snow



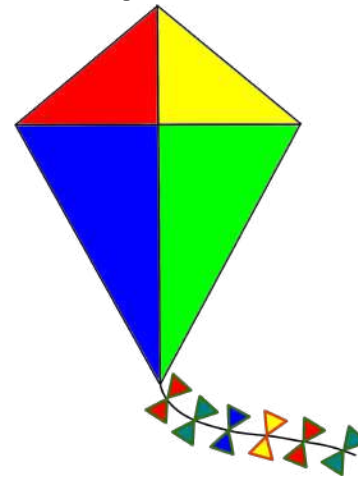
Blossoms begin to show on trees and flowers




Warm weather with lots of rain.




Plant flowers and fly kites.



Trees have no leaves and flowers have died.



Some animals hibernate and some migrate.



Play in the leaves, rake the leaves, and make piles of leaves.



Leaves change color. Apples are red, ripe, and ready to be picked.



Baby animals are born.



Baby animals grow and get bigger.



Weather cools off




Hot weather with lots of thunderstorms.



Make snowmen, snowballs, and drink hot chocolate.






Spring



Summer



Fall



Winter

For Pre-K, K, 1st Grade, and SPED

I CAN CREATE

STEM CHOICE BOARDS (MONTHLY EDITION)



How to Use
This Resource

It is often thought that STEM is only for older and advanced learners, but this can't be further from the truth. STEM is for everyone. **I CAN CREATE STEM Choice Boards** was created to encourage little ones and pre-readers to think creatively, work to the best of their ability, complete their work on time, and build using the engineering design process.

These STEM Choice Boards will be really useful in a classroom or library Makerspace. You can print the boards on colored paper and display them on the walls or you can also photocopy these for your students so they can cross off tasks as they complete them.

Each **I CAN CREATE STEM Choice Board (Monthly Edition)** comes with nine choices for a build (with the middle one being a **FREE CHOICE**). You can use these STEM Choice Boards for **morning work, group work, homework, early finisher activity, or extension/enrichment work**. You get a choice board for each month of the year. Please see Table of Contents for the seasons/activities/holidays covered for each month.

Students can complete their chosen task using any of the materials in the Makerspace or whichever ones you have available. LEGO, linking cubes, unifix cubes, pattern blocks, play dough, geoboards, Qubits, Magformers, Keva Planks, and Kinetic sand are just some of the materials students can use, as well as the ones that are on this [FREE STEM supplies list](#).

You can choose to have students plan their build using the planning sheet included. You can also encourage students to assess their work using an assessment rubric. Included are two versions – one for self assessment and one for self AND teacher assessment.

Once students are finished with their task, you can choose to take photos of their work, display them, or even have them take it home, especially if they used recyclable materials. Also included are certificates that can be given to students when they complete a board.

Have fun!

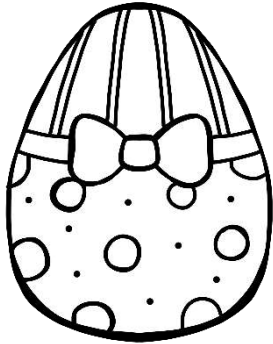
Name: _____

I CAN CREATE

STEM CHOICE BOARD (MONTHLY EDITION)




April




an Easter egg



a jellybean



an Easter basket



a tree


**FREE
CHOICE**




a disguise



an umbrella



the
American flag



the Earth

Name: _____

I CAN CREATE

STEM CHOICE BOARD

Chosen
Task: _____

Material/s Used:

=====

=====

=====




Design:

Name: _____

I CAN CREATE

Chosen Task: _____

STEM CHOICE BOARD



	WOW!	YES!	AHH	UH-OH
I used my creativity.				
I used my best effort.				
I finished my work on time.				
I love how my work turned out.				