


# **Some Morning Meeting Greetings**



[Link to store](#)

# Who Do YOU See?

Group: \_\_\_\_\_, \_\_\_\_\_, who do YOU see?

Child: I see \_\_\_\_\_ smiling at me!

Variations:

- Around the circle
- Choose your own - stand up then sit after your turn

# We'll Cheer, "Hooray!"

May sing to  
Twinkle, Twinkle

\_\_\_\_\_ came to school today.

We're so glad, we'll cheer

Hooray!

• • •


We see good friends here today.

We're so glad, we'll cheer

Hooray!

# Lumberjack Greeting

1. First greeter moves to a peer and puts out a fist with thumb up.
2. Make a “thumb stack” with all 4 hands.
3. Move thumb stack back and forth as if they are sawing lumber while greeting each other.
4. First greeter returns to seat and peer chooses another student to greet.



# Stand and Reach Up High

May sing to Frere  
Jacques

Stand up, \_\_\_\_\_. Stand up,  
\_\_\_\_\_.

Stand up, \_\_\_\_\_. Stand up,  
\_\_\_\_\_.

Reach up very high now.

# We're So Glad You Came Today

Good morning, \_\_\_\_\_.

May sing to  
If You're  
Happy...

How are you? {clap, clap}

Good morning, \_\_\_\_\_.

How are you? {clap, clap}

How are you this special day?

We're so glad you came today.

Good morning, \_\_\_\_\_.

How are you? {clap, clap}

# We're So Glad You're Here Today

May sing to Frere  
Jacques

There is \_\_\_\_\_.

There is \_\_\_\_\_.

That's her/his name.

That's her/his name.

We're so glad you're here at

We're so glad you're here at

School today.


School today.

# American Sign Language: "learn"

The sign for "learn" sort of looks like you are trying to grab information from the page of a book and stuff it into your head.



LEARN: Memory hint: Think of grabbing information from a book or piece of paper and placing it in your head.



# American Sign Language: "play"

The word "play" has several different signs depending on what you mean.

If you mean play as in an "act" or a "drama," see: [See: THEATER / act / play / drama](#)

If you mean "play" as in "playing around" then you can use the version of this sign that shakes "Y" handshapes.

PLAY (as in "play time," "playing,")





# Friends in Our Class

Addams  
Family

Friends in our class {snap, snap},

Friends in our class {snap, snap},

Friends in our class, friends in our class,

Friends in our class {snap, snap}.

There's \_\_\_\_\_ and there's \_\_\_\_\_,

There's \_\_\_\_\_ and there's \_\_\_\_\_,

There's \_\_\_\_\_ and there's \_\_\_\_\_,

We're here to learn and play!

# Knock, Knock

*Greeter:* Knock, knock!

*Receiver:* Who's there?

*Greeter:* \_\_\_\_\_ (Greeter says own first name)

*Receiver:* \_\_\_\_\_ who?

*Greeter:* \_\_\_\_\_! (Greeter says full name)

*Whole Group:* Good morning, \_\_\_\_\_!

# Here We Are Together

May sing to The  
More We Get  
Together

Here we are together,

Together, together.

Oh, here we are together,

Back at school again.

There's \_\_\_\_\_. Hi, \_\_\_\_\_!

And \_\_\_\_\_. Hi, \_\_\_\_\_!

And \_\_\_\_\_. Hi, \_\_\_\_\_!

And \_\_\_\_\_. Hi, \_\_\_\_\_!

Oh, here we are together,

Back at school again!

• • •

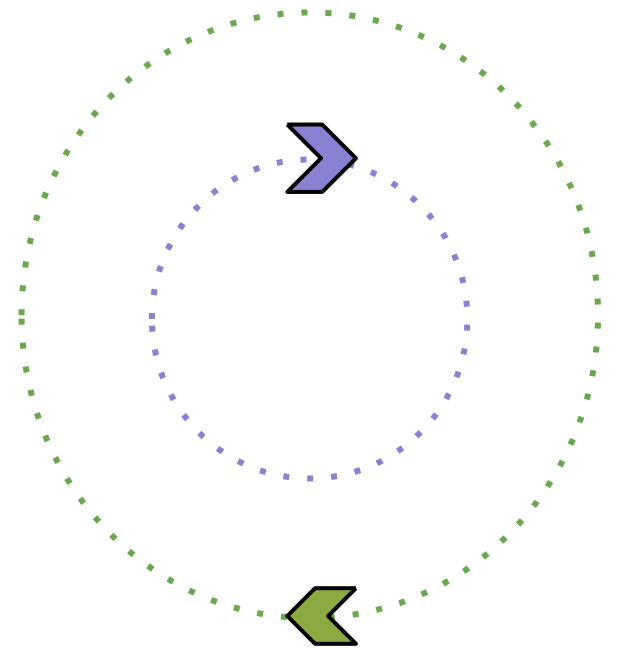
All done with our greeting!

# Chant Your Name

Chant your name,  
And when you do,  
We will chant it back  
to you!

# Greeting Around

Round I go  
Friendly I'll be  
Round and round  
What do I see?  
I see a friend  
Looking at me!



# I Can...

"My name is \_\_\_\_\_ and I can  
<do something!>."

"Her/his name is \_\_\_\_\_ and  
s/he can <copy the action>."