

SOCIAL STUDIES

Kindergarten

TEKS ALIGNED

- ✓ National Holidays
- ✓ Historical Figures
- ✓ Chronology
- ✓ Geography / Location
- ✓ Landforms & more

Name: _____

Where does food

Some of our food comes from ground, trees, _____

DIRECTIONS: Draw a line matching the _____ from _____



Name: _____

Chronology

chronology means we put things that happened in the past in the correct order.

DIRECTIONS: Think about this morning and waking up. Put the events in order.

First	Next	Then	Last
-------	------	------	------




Name: _____

George Washington

The timeline of George Washington.

DIRECTIONS: Cut and glue the events in order from first to last.

1	2	3
---	---	---


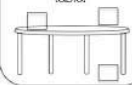

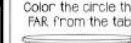
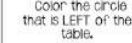
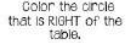
 Became the commander of the Virginia army.	 Became the first President of the USA in 1789.	 Born February 22, 1732.
---	---	--

Name: _____

Relative Location

We use special words to help us know where things are.

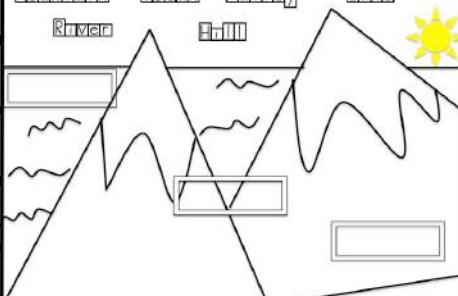
DIRECTIONS: Read and listen carefully to each instructions. Do as it says.

Over Color the square that is OVER the table. 	Under Color the square that is UNDER the table. 	Near Color the square that is NEAR the table. 
Far Color the circle that is FAR from the table. 	Left Color the circle that is LEFT of the table. 	Right Color the circle that is RIGHT of the table. 

Name: _____

Land and Water











Mountain Ocean Valley Lake
River Hill



Name: _____


Good -vs- Bad Citizens

Below are some pictures of people either being good or bad citizens. Color the word that they are being.




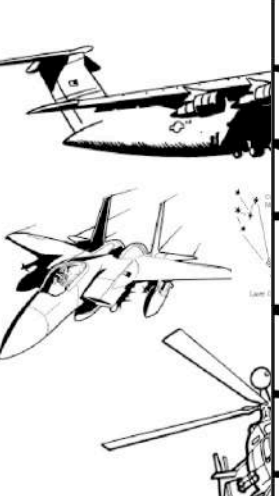

1  Good Bad	2  Good Bad
3  Good Bad	4  Good Bad
5  Good Bad	6  Good Bad
7  Good Bad	8  Good Bad
9  Good Bad	10  Good Bad

UNIT
1

1. Use picture books to teach the concept.



2. Follow up with worksheets.

Name: _____	Name: _____	Name: _____	Name: _____	Name: _____
Navy <i>The Navy has lots of jobs. Its seasafe for us and our</i>	Marines <i>The Marines are an elite jobs on land. In the</i>	Army <i>The Army does a lot for our always be ready to defend our</i>	Air Force <i>The Air Force protects our cyberspace</i>	Coast Guard <i>The Coast Guard protects the citizens out on coast or sea.</i>
				

What is a Holiday?

A holiday is a day of doing no work and spending time with friends and family.

DIRECTIONS: Read each clue, match the clue with the picture by drawing a line. Some picture will have multiple answers.

POW! CRACKLE! BOOM! ●

Independence Day! ●

This is something that we eat. ●

Bye bye year, hello new year! ●

The Pilgrims and Indians celebrated with a feast. ●

July 4th, 1776 is very important. ●

A long journey over the ocean. ●

Yay America! ●



What is a Celebration?

It is a special and happy event that people put together because something good happened.

DIRECTIONS: Look at each picture. If it is a happy event, color the word **celebrate**. If it is NOT happy, put an X on **celebrate**.



celebrate

celebrate

celebrate

celebrate

celebrate

celebrate

Veteran's Day

The Navy protects our

The Navy protects our

The Navy protects our

The Navy protects our

remember those who fought and dying for our country




The Marines protect our land, air, and

What was the Mayflower?

The Mayflower was a ship that brought the Pilgrims to America. It sailed from England and landed at Plymouth, Massachusetts in 1620. The journey lasted 65 days.

DIRECTIONS: Cut and paste the picture and words in order on a separate page.



ship. a It wa

Christopher Columbus

In 1492 Columbus sailed the ocean blue!

DIRECTIONS: Got with a partner, cut out the pictures and words. Flip them over, shuffle them and play the game. Your partner's clue.



He sailed 3 ships on his journey.



He discovered America.



Queen Elizabeth I gave him money.



He sailed home.



Was a sailor.



He called the people "Indians"



He wanted to go back to America.



Wanted to find a faster way to China.



Wanted to find a faster way to China.

Timeline - Seasons

1 of 2

Relative Location

We use special words to help us find things.

DIRECTIONS: Read and listen carefully to the instructions. Color the things that are.

Over

Color the square that is OVER the table.



Under

Color the square that is UNDER the table.



Left

Color the square that is LEFT of the table.



Right

Color the circle that is RIGHT of the table.



Far

Color the square that is FAR from the table.



Left

Color the square that is LEFT of the table.



Right

Color the circle that is RIGHT of the table.



Where are the camels?



Where are the flowering trees?



The airplane is where to the grass?



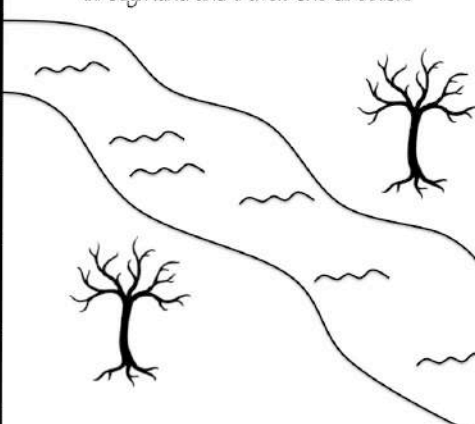
Near Far

Left Right

Under Over

River

A river is a natural stream of water that flows through land and travels one direction.



Color the river blue.

Draw 4 rocks.

Draw a bird and nest in a tree.

Earning a Living

Earning a living means you have a job that you go to and work at. Because you work, you get paid money.

DIRECTIONS: Color yes or no if you would like to do this job.



yes no



yes no



yes no



yes no



yes no



yes no



yes no



yes no



yes no

TEKS covered in this unit include:

- ☐ K.1A, B HISTORY: The student understands holidays are celebrations of special events. Identify national patriotic holidays such as Constitution Day, Presidents' Day, Veteran's Day, and Independence Day. Identify customs associated with national patriotic holidays such as parades and fireworks on Independence Day.
- ☐ K.2 HISTORY: The student understands how historical figures helped shape the state and nation. Identify contributions of historical figures, including Stephen F. Austin, George Washington, Christopher Columbus, and Jose Antonio Navarro, who helped shape the state and nation.
- ☐ K.3 A,B,C GEOGRAPHY: The student understands the concept of location. Use terms, including over, under, near, far, left, and right, to describe relative location. Locate places on the school campus and describe their relative locations. Identify tools that aid in determining location, including maps and globes.
- ☐ K.4 A,B GEOGRAPHY: The student understands physical and human characteristics of place to better understand self, home, family, classroom, and the world around them. Identify the physical characteristics of place such as landforms, bodies of water, Earth's resources, and weather. Identify how geographic location influences human characteristics of place such as shelter, clothing, food, and activities.
- ☐ K.13 A,B SOCIAL STUDIES SKILLS: The student applies critical thinking skills to organize and use information acquired from a variety of valid sources, including electronic technology. Obtain information about a topic using a variety of valid oral sources such as interviews, music, pictures, symbols, and artifacts with adult assistance; and sequence and categorize information.
- ☐ K.14 A,B, C, D SOCIAL STUDIES SKILLS: The student communicates in oral and visual forms. Place events in chronological order; use social studies terminology related to time and chronology correctly, including before, after, next, first, last, yesterday, today, and tomorrow; express ideas orally on knowledge and experiences; and create and interpret visuals, including pictures and maps.
- ☐ K.15 SOCIAL STUDIES SKILLS: The student uses problem-solving and decision-making skills, working independently and with others. To identify a problem, gather information, list and consider options, consider advantages and disadvantages, choose and implement a solution, and evaluate the effectiveness of the solution.

Recommended Books to help teach Concepts:

BOOK	AUTHOR
Kids around the World Celebrate	Lynda Jones
Same, Same but Different	Jenny Sue Kostecki-Shaw
Celebrating Patriotic Holidays	Joel Kupperstein
Presidents' Day	Anne Rockwell
Veterans: Heroes in our Neighborhood	Valerie Pfundstein
What is Veterans Day?	Elaine Landau
Independence Day	Robin Nelson
Red, White, and Boom!	Lee Wardlaw
The Mayflower	Mark Greenwood
The Pilgrims' First Thanksgiving	Ann McGovern
Look Where We Live!	Scott Ritchie
Who was George Washington	Roberta Edwards
Who was Christopher Columbus	Bonnie Bader
Jose Navarro	Christine Juarez
Being a Good Citizen	Mary Small
We are Citizens	Laine Falk
Being a Good Citizen	Adrian Vigliano
The Very Hungry Caterpillar	Eric Carle
Me on the Map	Joan Sweeney
Where Do I Live?	Neil Chesahow
The Everything Kids' Geography Book	Elizabeth Mills

Recommended Books to help teach Concepts:

BOOK	AUTHOR
Maps and Globes	Jack Knowlton
What is Landforms?	Rebecca Rissman
Earth's Landforms and Bodies of Water	Natalie Hyde
Natural Resources!	Anita Yasuda
The Everything Kids' Weather Book	Joseph Snedeker
White House Kids	Joe Rhatigan
Landmarks	Katie Wilson

Name: _____

What is a Celebration?

*It is a special and happy event that people put together because something **good** happened.*

DIRECTIONS: Look at each picture. If it is a happy event, color the word **celebrate**. If it is NOT happy, put an X on **celebrate**.



celebrate



celebrate



celebrate



celebrate



celebrate



celebrate

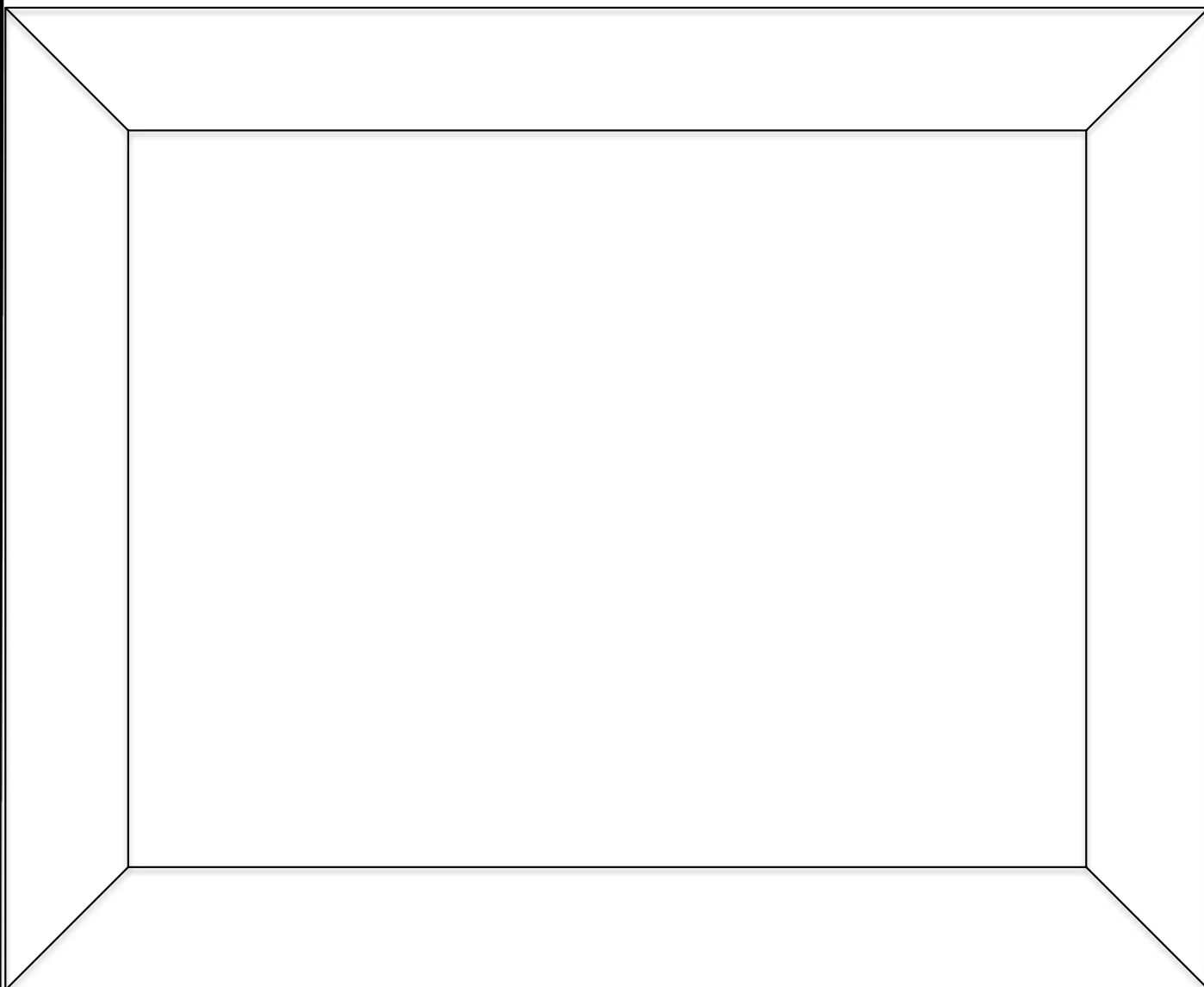
Name: _____

What is a Celebration?

It is a special and happy event that people put together because something good happened.

DIRECTIONS: Remember a time when you celebrated something good. Draw a picture of it below.

I celebrated: _____



Name: _____

New Years Eve

The day BEFORE the new year begins. Usually on this day, people celebrate with fireworks, cookouts, staying up till midnight, and watching the "ball drop" on television from New York. It's the last day of the year, December 31st.

DIRECTIONS: Draw a picture of how you celebrate New Years Eve.




Name: _____

New Years Day

This is the first day of a brand new year! January 1st. The calendar year changes to the next.

DIRECTIONS: Color the pictures that all show a New Year!

2017



2018



Name: _____

Labor Day

Every year on the first Monday in September, America remembers and honors people who work.

DIRECTIONS: Color the picture of Labor Day! Think of some workers that deserve the spotlight for what they do.



This is: _____

This is: _____

This is: _____

Name: _____

Christmas Eve

December 24th, the day before Christmas Day. Most people spend their time with family and friends, eating food, and maybe opening a present early.

DIRECTIONS: Draw a picture of what you do on Christmas Eve.




Name: _____

Christmas Day

December 25th, the day Jesus was born and the day we celebrate Christmas; rushing down the stairs in our pajamas to open presents laid under a tree.

DIRECTIONS: Color the pictures that show Christmas Day!



Name: _____

What is a Holiday?

A holiday is a day of doing no work and spending time with friends and family.

DIRECTIONS: Read each clue, match the clue with the picture by drawing a line. Some picture will have multiple answers.

Happy Birthday
America! ●




Bye bye year, hello
new year! ●



The pilgrims and
Indians celebrated
with a feast. ●



A long journey over
the ocean. ●



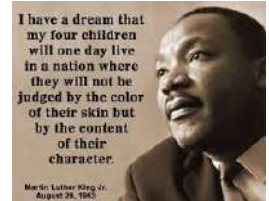
Name: _____

What is a Holiday?

A holiday is a day of doing no work and spending time with friends and family.

DIRECTIONS: Read each clue, match the clue with the picture by drawing a line. Some picture will have multiple answers.

I sneak down the chimney
to leave presents.



Remember the men and
women who fight for our
country.



"I have a dream..."



President's Day



Name: _____

What is a Holiday?

A day of doing no work and spending time with friends and family.

DIRECTIONS: Draw a picture of what you do on this holiday.



Name: _____


What is a Holiday?

A day of doing no work and spending time with friends and family.

DIRECTIONS: Draw a picture of what you do on this holiday.



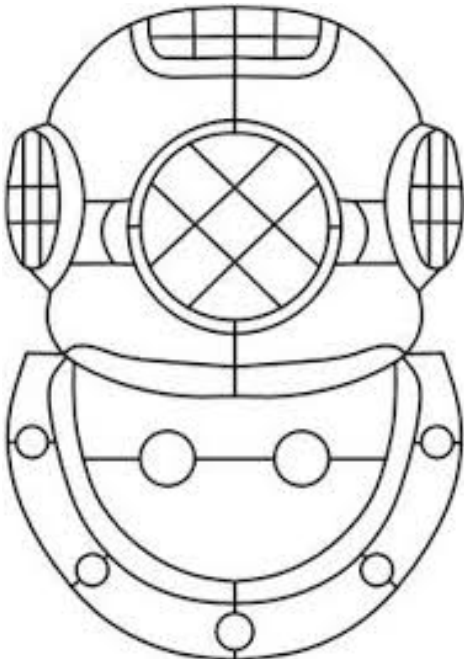
1.



Veteran's Day



3.



The Navy
protects our
seas.

2.



November 11th,
remember those
who used to fight
and are fighting for
our country.

4.



The Marines
protects our
land, air, and
seas.

1.



The Air Force
protects our
air space.


2.



The Coast
Guard
protects our
coasts.



3.



The Army
protects our
lands.

4.



THANK YOU FOR
SERVING
OUR COUNTRY

Name: _____

Veteran's Day

Someone who is currently in the military or has been in the military. This is their day of honor!

DIRECTIONS: Find the words below in the word search.

m	p	s	d	i	a
n	a	v	y	v	r
f	o	r	c	e	m
q	w	a	i	r	y
m	o	i	j	n	l
c	o	a	s	t	e

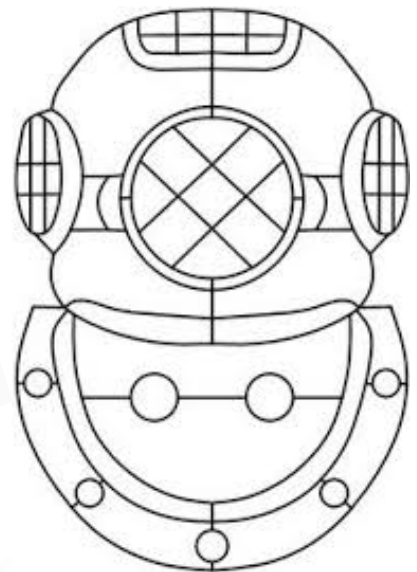

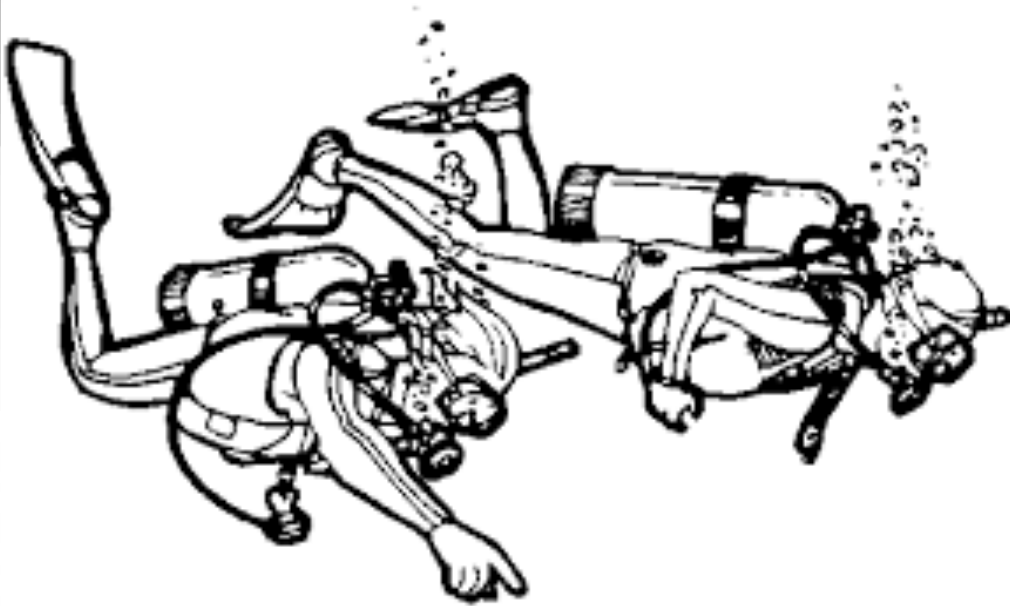
army
navy
marine

coast
air
force

Name: _____

Navy

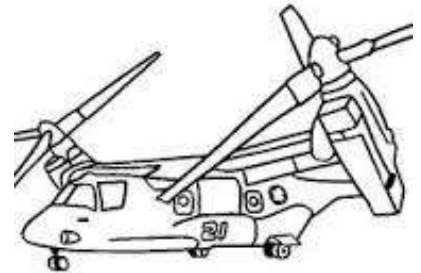
The Navy has lots of jobs, its main job is to keep the seas safe for us and our country's friends.



Name: _____

Marines

The Marines are an elite military force, they have jobs on land, in the air, and at sea.



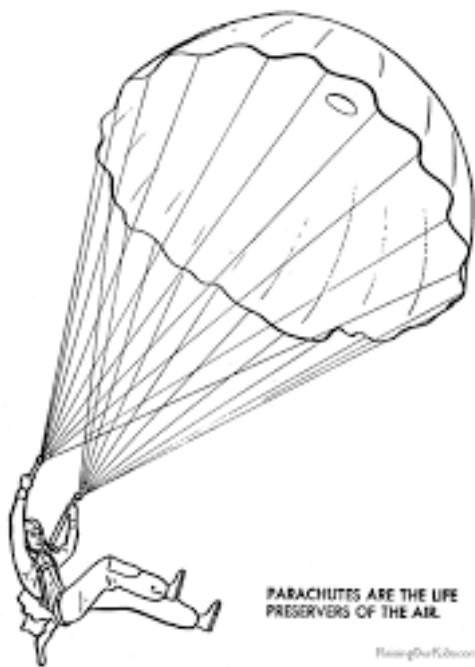

www.1000000.com



Name: _____

Army

The Army does a lot for our country. They must always be ready to defend our country on land.



PARACHUTES ARE THE LIFE
PRESERVERS OF THE AIR.

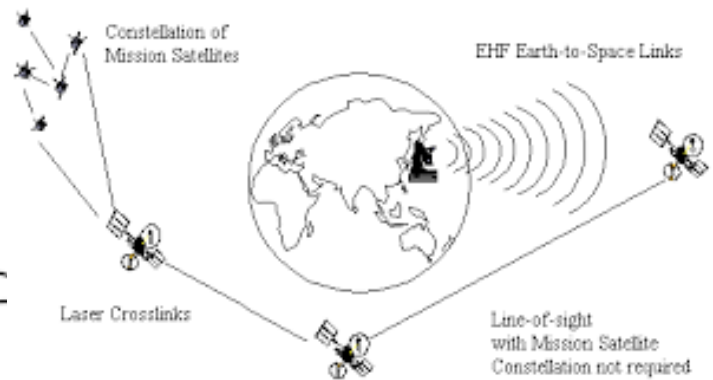
From Our Kids.com



Name: _____

Air Force

The Air Force protects our air, space, and cyberspace.




Name: _____

Coast Guard

The Coast Guard protects the citizens out on the coast or sea.



1.



Independence
Day
July 4th

2.



Colonists living in
America were tired
of British troops
bossing them
around.




3.



In 1775, a fight
broke out between
the colonists and
Britain troops.

4.



The name of the fight
was: The American
Revolution.


5.



A man named Thomas Jefferson wrote the Declaration of Independence.



6.



The Declaration of Independence is a letter that says we are FREE!

7.

8.

*John Penn John Hancock John Hart
 Stephen Hopkins Saml. Adams
 Charles Carroll of Carroll Md. John Jay
 Tho. M. Heath Roger Sherman Saml. Huntington
 Wm. Whipple Josiah Bartlett Benj. Franklin
 Wm. Williams Richd. Stockton John Morton
 Oliver Wolcott Geo. Washington Le. G. Potts
 Tho. Stone Samuel Chan. Rot. Treat. Paine
 George Wythe Mathew Harrison
 Fran. Lewis W. Jefferson
 Lewis Morris Hra. Clark Esqr. Livingston
 Arthur Middleton Jas. Alphonso
 Geo. Walton Conter Bracton James Wilson
 Richard Henry Lee John Boy n. arcy Junr
 Benjamin Rush John Adams Robt. Morris
 Simon Hall Joseph Humes Button Linnard
 Francis Lightfoot Lee
 William C. Cady Eutaw J. Smith*

Everyone important signed that letter.



Today we celebrate our Independence from Britain on July 4th with fireworks and fun.

Name: _____

Independence Day!

We celebrate Independence Day with parades and fireworks!

DIRECTIONS: Draw a picture of a time when you saw a parade or fireworks for celebrating Independence Day.



Name: _____

Independence Day!

We celebrate Independence Day because we are free from British rules and laws.

DIRECTIONS: Cut and paste the letters in order to spell
independence.

d e e d p n I e n n e c

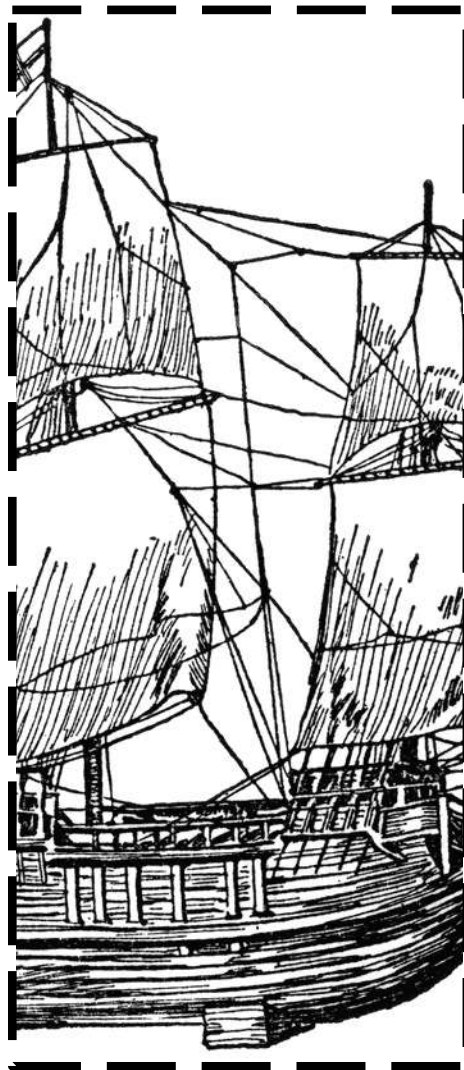
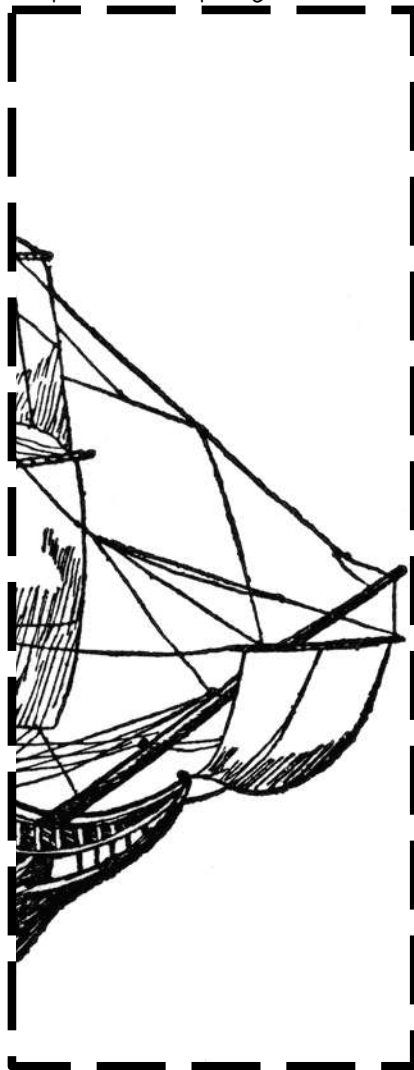
Draw a picture of something you are FREE to do:

Name:

What was the Mayflower?

*The Mayflower was a **ship** that brought the Pilgrims to America. It sailed from England and landed at Plymouth, Massachusetts in 1620. The journey lasted 65 days.*

DIRECTIONS: Cut and paste the picture and words in order on a separate page.



ship.

a


It

was

Name: _____

What is a Pilgrim?

A pilgrim is someone who goes on a long distance journey and settles there.



girl

boy

dress

hat

Name:

Thanksgiving Day

Thanksgiving Day is a day we spend with friends and family to remember what we are thankful for.

DIRECTIONS: Find the words below in the word search.

f	o	o	d	h
a	e	b	q	e
m	w	a	p	l
i	o	m	s	p
l	r	d	k	t
y	g	i	v	e

give
help
grow


feast
food
family

Name: _____

Stephen F. Austin

*Stephen F. Austin is a man you should know.
He moved to Texas and helped it grow.
He brought families from places far away.
He sold them land and asked them to stay.
Today Austin is a city in our state.
The people who live there think it is great!*

DIRECTIONS: Cut and paste the picture and words in order on a separate page.



Austin.

This

Stephen F.

is

Name: _____

Stephen F. Austin

Because of Stephen F. Austin, Texas' capitol is named after him, Austin.

DIRECTIONS: Color the word YES if it is something Stephen F. Austin did. Color the word NO if it is not something he did.

Yes No




Father of Christmas

Yes No



Father of Texas

Yes No



Wanted to start a new town

Yes No



Invented Fireworks

Yes No



Is a president

Yes No



He told other people about land in Texas.

Name: _____

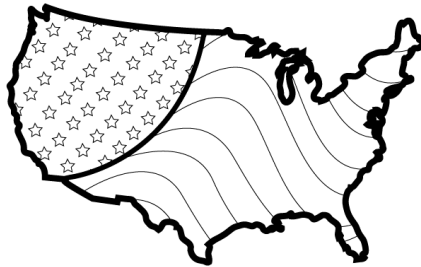
Christopher Columbus

In 1492 Columbus sailed the ocean blue!

DIRECTIONS: Get with a partner, cut out your cards and your partners cards, flip them over, shuffle them and play **the match game**.



He sailed 3
ships on his
journey.



He actually
found America.



The King and
Queen gave him
money.



Returned home.



Was a sailor.



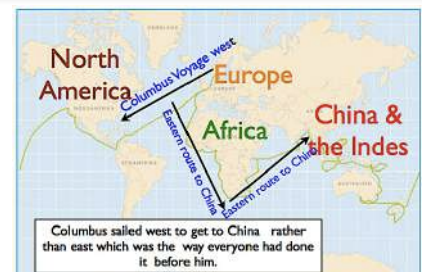
He called the
people "Indians"



They found land,
they thought it
was India.



He wanted to
go back to
America.



Wanted to find
a faster way
to China.

Name: _____


Christopher Columbus

In 1492 Columbus sailed the ocean blue!


DIRECTIONS: Get with a partner, cut out your cards and your partners cards, flip them over, shuffle them and play **the match game**.




Santa Maria



Telescope



Map



land



America

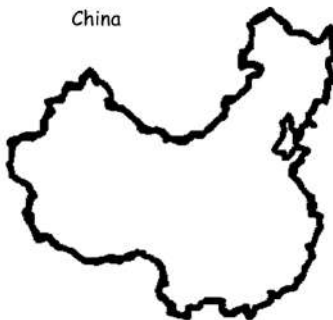


India




indian

China



China



Sail

Name: _____

George Washington

Known for leading the Continental Army in victory over the British. Also was the first President of the United States of America.

DIRECTIONS: Cut and paste the picture and words in order on a separate page.



George

This

Washington.

is

Name: _____

George Washington


The timeline of George Washington.

DIRECTIONS: Cut and glue the events in order from first to last.

1

2

3



Became the
commander of
the Virginia
army.



Became the first
President of the
USA in 1787.



Born February
22, 1732.

Name: _____

Jose Antonio Navarro

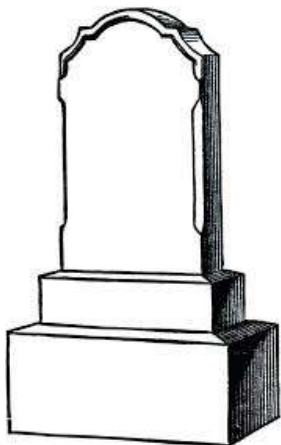
The timeline of Jose Antonio Navarro.

DIRECTIONS: Cut and glue the events in order from first to last.

1

2

3



Died January 13,
1871.



Signed the Texas
Declaration of
Independence in
1836.




Born February
27, 1795 in San
Antonio, Texas.

Name: _____

I'm a Good Citizen

Being a good citizen means we help and care for each other. We help and care for people we like and don't like.

DIRECTIONS: Draw a picture about a time when you were a good citizen. Write about it below.




Name: _____

I'm a **Bad** Citizen

A bad citizen is someone who does NOT help or care for others.

DIRECTIONS: Draw a picture about a time when you were a bad citizen. Write about it below.



Name:

Good -vs- Bad Citizens

Below are some pictures of people either being good or bad citizens. Color the word that they are being.

1



Good
Bad

2



Good
Bad

3



Good
Bad

4



Good
Bad

5



Good
Bad

6



Good
Bad

7




Good
Bad

8



Good
Bad

9



Good
Bad

10



Good
Bad

Name: _____

Community Helpers

A community helper works in our community and helps people who live there.

I help
people
when
they are
sick.

I make
sure
everyone
stays safe
and follows
the rules
in a
community.

When you
throw your
trash
away, I
pick it up
for you to
keep the
community
clean.

When your
house is on
fire, I will
be there to
put it out
and help.

When
you need
to learn
things,
this
person is
there to
help you.



Name: _____

Community Helpers

A community helper works in our community and helps people who live there.

If you need some things but don't have them at home, come visit me at the store and I will help you.

If you don't have a car and need a ride around town, I will help you.

When your hair gets too long and you need to cut it, come visit me.

Houses don't build themselves, they need people like me.

When your animal is sick, I will help.

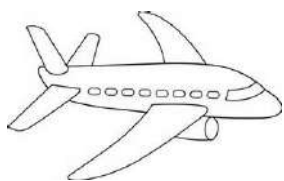




Name: _____

Time

Time is something that always moves forward. It never stops, it never speeds up, and it never slows down. Time is constant.

DIRECTIONS: Color each picture that shows time.



classroomclipart.com ©



Name: _____

Chronology

Chronology means we put things that happened in the past in the correct order.

DIRECTIONS: Think about this morning and waking up. Put the events in order.

First

Next

Then

Last



**Eat
breakfast**



**Wake
up.**



**Get out
of bed.**



**Go
potty.**

Name: _____

Timeline - Seasons

We put time in line.

DIRECTIONS: Think about the seasons. Put the seasons in order.

Spring

Summer

Fall

Winter



Fall



Winter



Summer



Spring

Timeline - Seasons

Name : _____



Summer

Spring

Fall

Winter

March

February

December

November

June

July

August

September

January

April


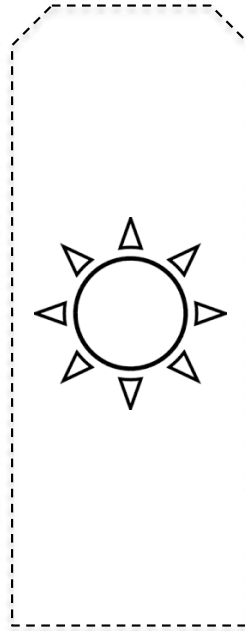

October

May

Flower Timeline

Name : _____

Buy Seeds	Plant Seeds	Water Seeds	Sun on Seeds	Sprouting Seed	Sprout	Tomato Plant



Name:

Time Order Words

*We use time order words to help up know where things are in **time**.*

DIRECTIONS: Listen to the words carefully, and draw a picture.

Before
breakfast
I...

Before
bed I...

Before
dinner I...

After
breakfast
I...

After
bed I...

After
dinner I...

Yesterday I...

Today I...

Tomorrow
I will...

Name: _____

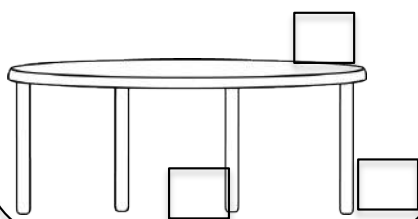
Relative Location

We use special words to help us know where things are.

DIRECTIONS: Read and listen carefully to each instructions. Do as it says.

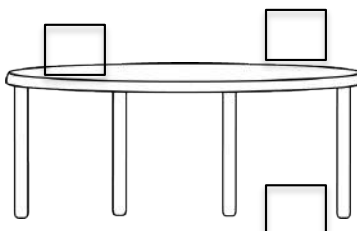
Over

Color the square that is **OVER** the table.



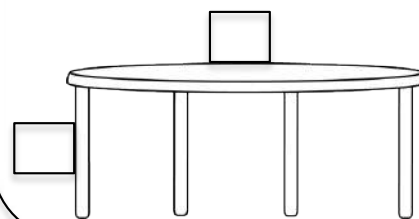
Under

Color the square that is **UNDER** the table.



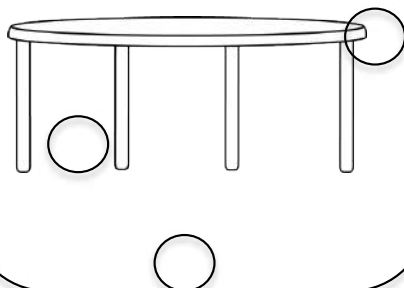
Near

Color the square that is **NEAR** the table.



Far

Color the circle that is **FAR** from the table.



Left

Color the circle that is **LEFT** of the table.



Right

Color the circle that is **RIGHT** of the table.



Where are the camels?



Near Far

Where are the blooming trees?



Left Right

The airplane is where to the grass?




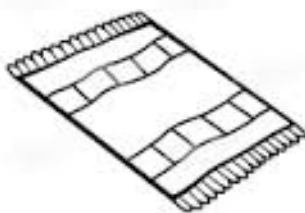

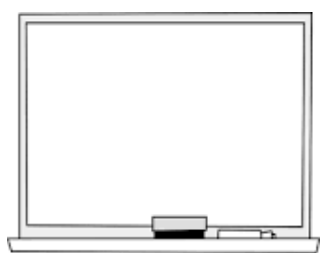
Under Over

Name: _____

Map of my Classroom


A map can show where things are.

Think of some things you have in your classroom. Color all the objects below that you have in your classroom. If there are some things missing, draw them in the blank boxes. Cut and paste those things on the next page.



Map of my Classroom

Name: _____



Name: _____

Relative Location

We use special words to help us know where things are to us.

DIRECTIONS: Read and listen carefully to each sentence. Color the correct answer choice.

My

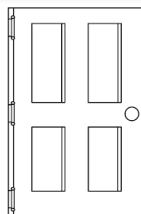


are

over
under

my desk.

The



is

far
near

to my desk.

A



is on my

left
right

A



is on my

right
left

The



is

under
over

the floor.

I am

near
far

to a



.

Name: _____

Relative Location

We use special words to help us know where things are to us.

DIRECTIONS: Read and listen carefully to each sentence. Color the correct answer choice.

The



is

near
far

to my class.

The



is

far
near

to my class.

The



is

close
far

to my class.

The



is

near
far

to my class.

The



is

under
over

the land.

I am

near
far

to the



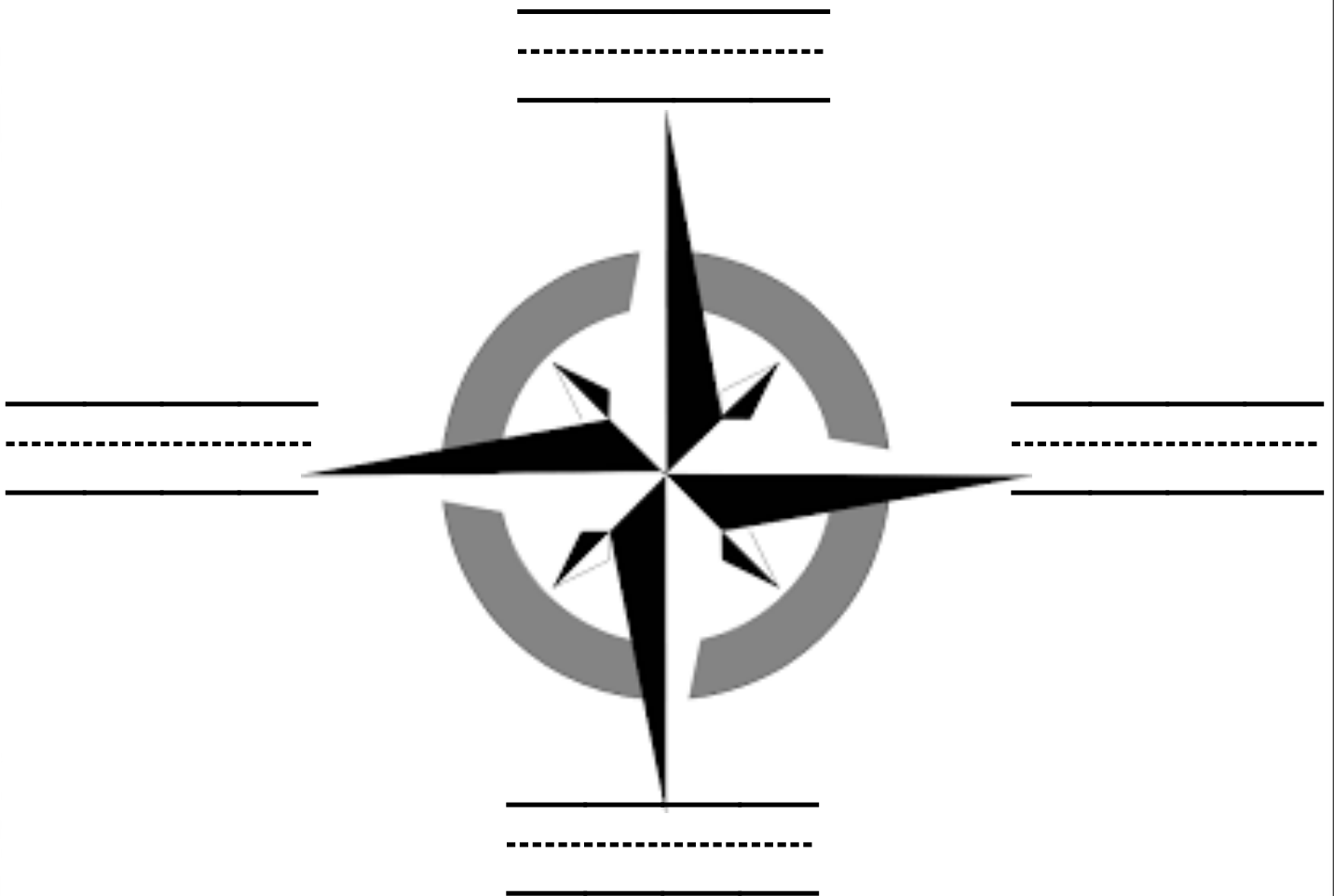
.

Name: _____

What is a Compass Rose?

*A Compass Rose is a symbol on a map, it shows the cardinal directions: **North**, **South**, **East**, and **West**.*

DIRECTIONS: Label the compass rose below.



Name:

What is a Compass Rose?

*A Compass Rose is a symbol on a map, it shows the cardinal directions: **North**, **South**, **East**, and **West**.*


DIRECTIONS: Face the North, draw an object in each direction.

North

In Front of you.

West

To your left.



East

To your right.

South


Behind you.

Name:

What is a Compass Rose?

*A compass rose is a symbol on a map, it shows the cardinal directions: **North**, **South**, **East**, and **West**.*

DIRECTIONS: Use your map to answer the questions on the next page..



Name:

What is a Compass Rose?

*A compass rose is a symbol on a map, it shows the cardinal directions: **North**, **South**, **East**, and **West**.*

DIRECTIONS: Use your map to answer the questions on this page.


The  is in the **North**
South direction.

The  is in the **East**
West direction.

The  is in the **North**
East direction.

The  is in the **South**
West direction.

The  is in the **North**
South direction.

The  is in the **East**
North direction.

Name: _____

What is a Continent?

A Continent is a large area of land. There are 7 continents on the globe.

DIRECTIONS: Use the Globe to answer each question below.



A Globe is round like a ball.

I live on the Continent of : _____

Is the world flat? YES NO

Is the world round? YES NO

Color all of the Globe blue where there is water.

Name: _____

What is a Country?

*A country is a land and the people who live there.
The United States is our country.*

DIRECTIONS: Use the map and follow the directions below.



Color our country red.

Color all of Canada blue.

Color all of Mexico Green.

Name: _____

What is a State?

A state is part of our country. There are 50 states in the United States of America.

DIRECTIONS: Use the map to answer each question below.



Color your state blue.

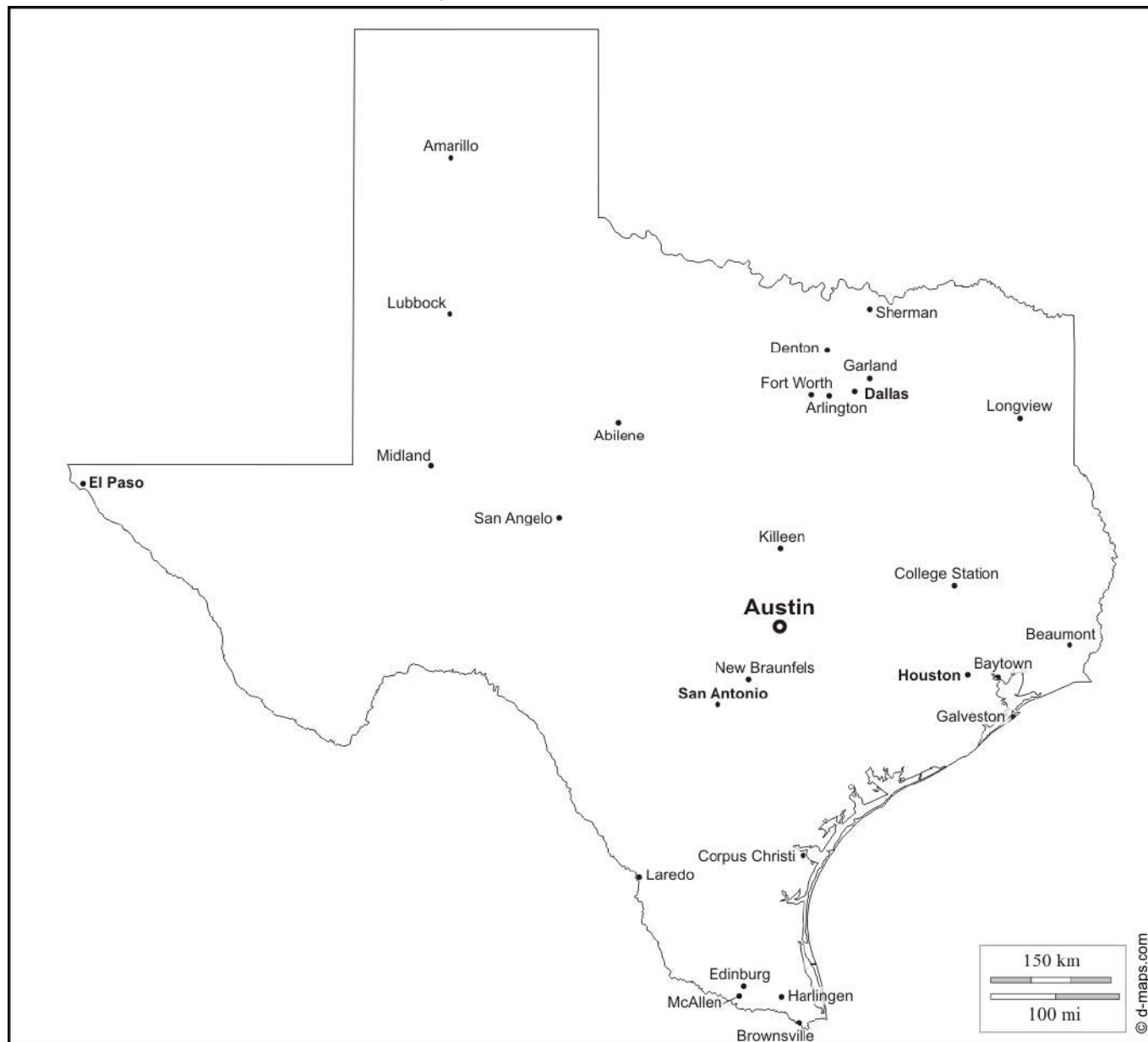
This is a map of The United States
of America.

Name: _____

What is a City?

A city is a town where people live.

DIRECTIONS: Use the map and follow the instructions below.



The name of our **state** is: _____

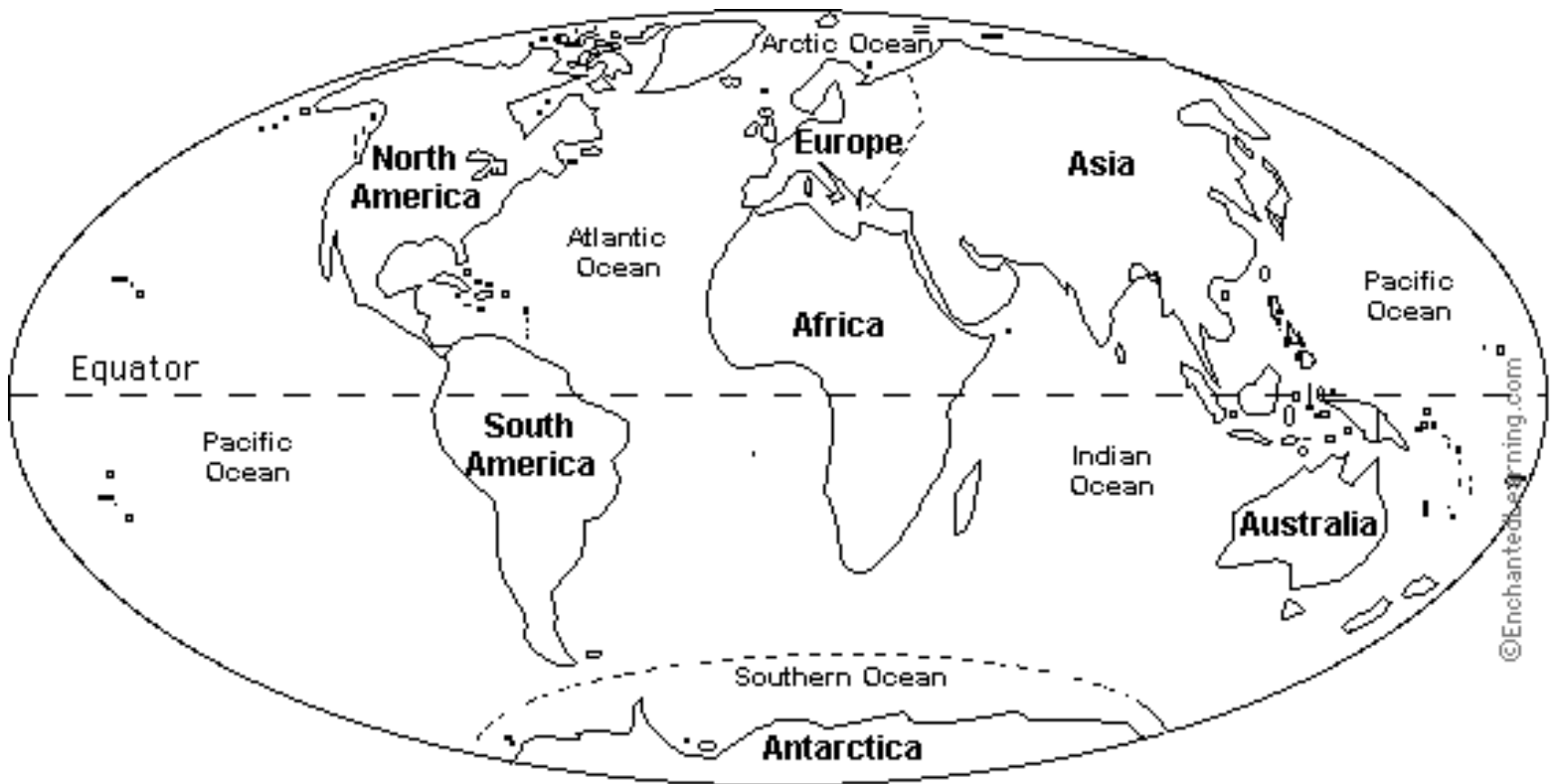
The name of our **city** is: _____

Name: _____


Equator


The equator is the invisible belt that runs right through the middle of Earth to separate it.

DIRECTIONS: Use the map and follow the instructions below.



1. Color the **EQUATOR** 

1. Color all the **land** that is **NORTH** of the equator 

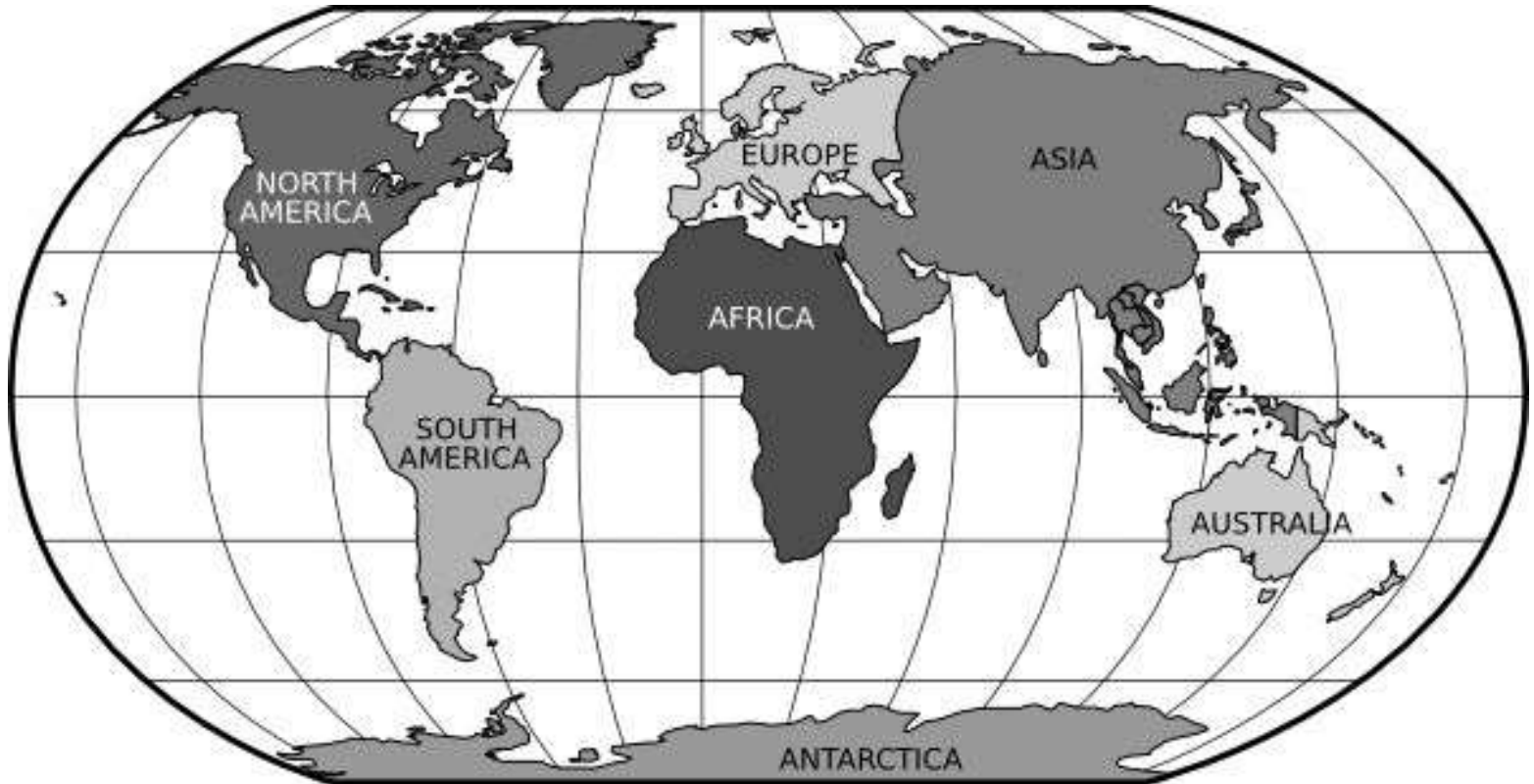
1. Color all the **land** that is **SOUTH** of the equator 

1. Color all the **water** 

Name: _____

Ocean


The ocean is the largest body of salt water that covers most of the Earth.



1. Color the **ocean** 

2. Draw a  in the ocean.

3. Draw a  in the ocean.

4. Draw a  in the ocean.

Name: _____

Beach

A beach is a place you go, to walk on the sand, wear a swim suit to swim in the ocean, and relax.


DIRECTIONS: Color all the things you would see at the beach.



Name: _____

Mountain

A huge amount of land that is taller than a hill.



It is tall.

It is rough.

It is hard to climb.

It has sharp edges.

It can be cold and have snow.


It is high above everything.

You may find bears, mountain lions, and deer.

Name: _____

Mountain

A huge amount of land that is taller than a hill.



Color the mountains grey and black.

Draw some green grass.

Draw 3 birds in the sky.

Draw any animal in the grass.

Name: _____

Lake

A large body of fresh or salt water that is surrounded by land.



It is peaceful.

It is surrounded by land.

It has fresh water.


There are fish and turtles in the water.

Great spot for a picnic.

Name: _____

Lake

A large body of fresh or salt water that is surrounded by land.



Color the land around the lake green.

Add leaves to the trees.


Draw 6 fish in the lake.

Color the lake blue.

Name: _____

River

A river is a natural stream of water that flows through land and travels one direction.




It tries to make it's way back to the ocean.

Fresh water, can run fast or slow.

Name: _____

River

A river is a natural stream of water that flows through land and travels one direction.



Color the river blue.

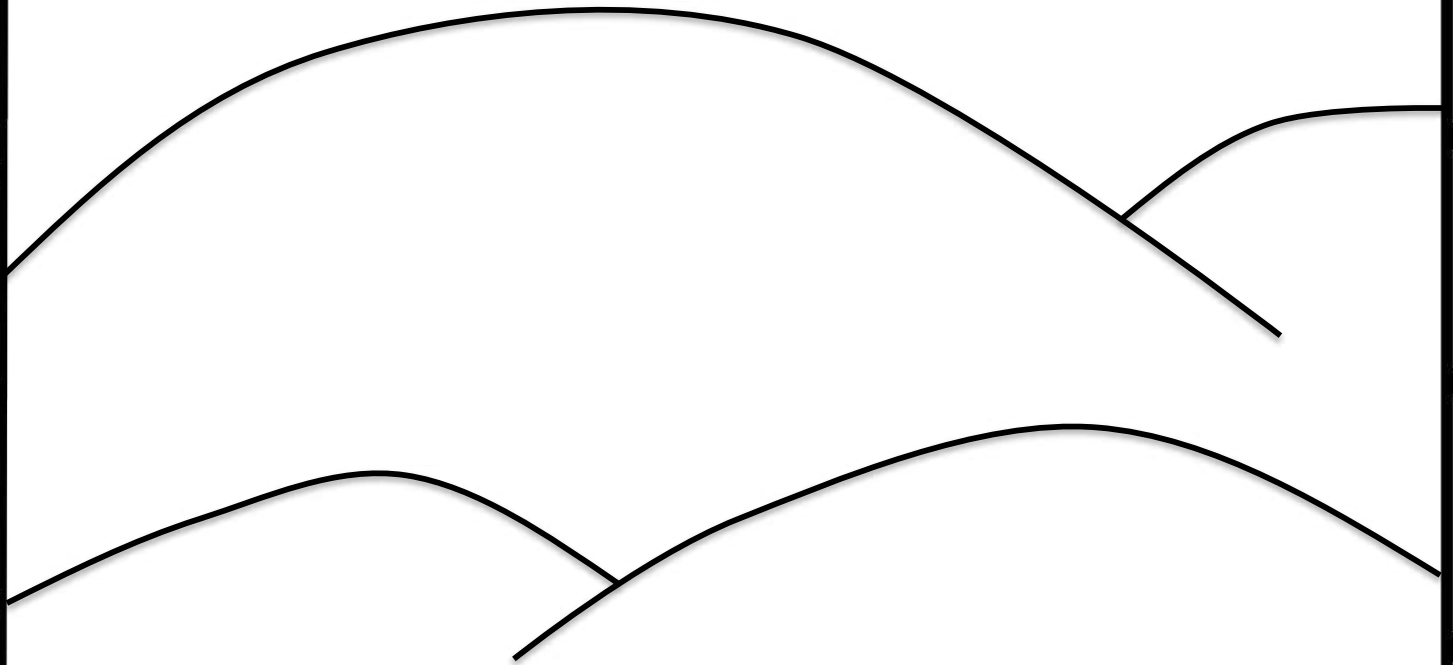
Draw 4 rocks.

Draw a bird and nest in a tree.

Name: _____

Hill

A smooth raised area of land.



Color the hills green.

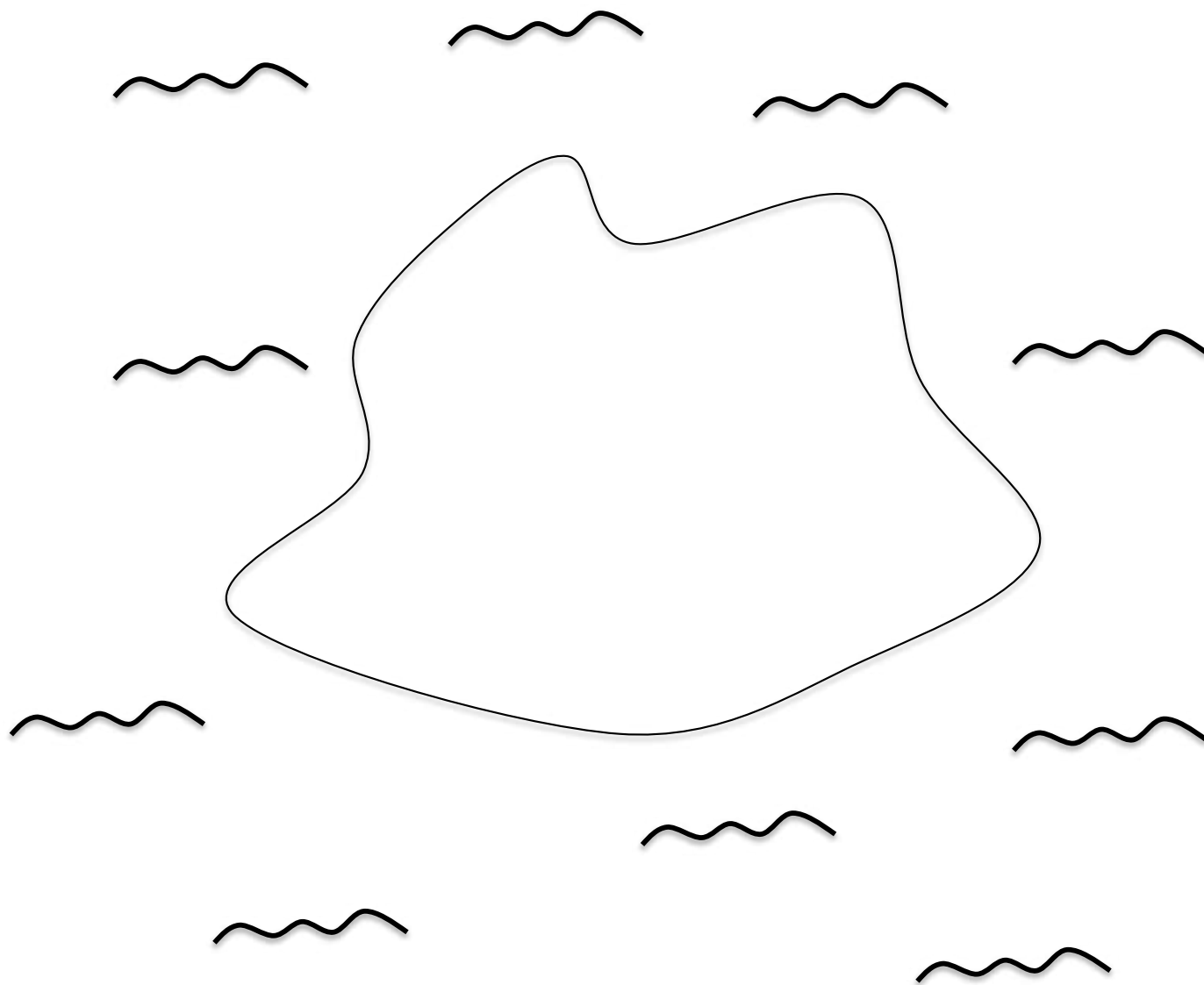
Draw 8 flowers on the hills.

Draw any animal.

Name: _____

Island

A piece of land surrounded by water.



Color the water blue.

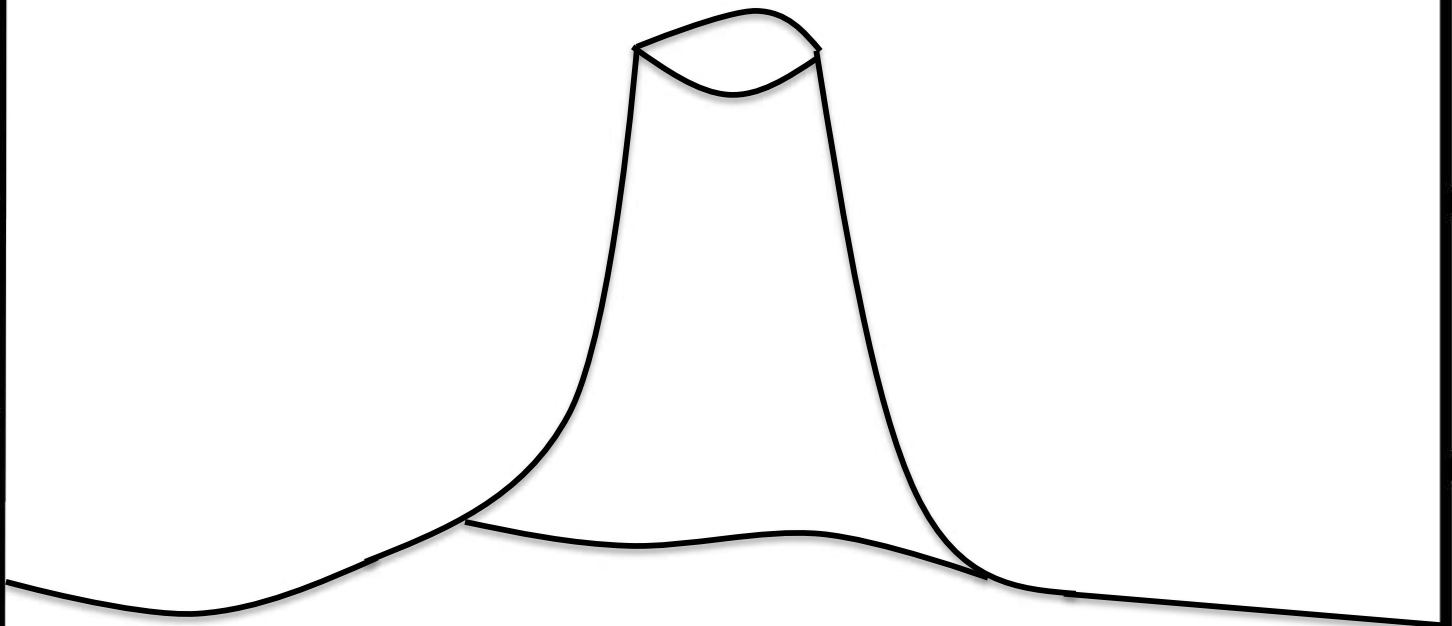
Draw 3 fish in the water.

Draw anything on the island.

Name: _____

Volcano

A mountain or hill through which lava erupts out of.



Draw lava coming out of the crater.

Color the ground brown.

Name: _____

Landforms

There are many different types of landforms.

DIRECTIONS: Draw a line to match the picture with the word.

Mountain


Hill

Coast

Valley

Plains

Island



Name: _____

Landforms

There are many different types of landforms.

DIRECTIONS: Draw a line to match the picture with the word.

Volcano



Canyon



Jungle



Desert



Waterfall



Pond



Name:

Land and Water

Mountain





Ocean

Valley

Lake

River

Hill


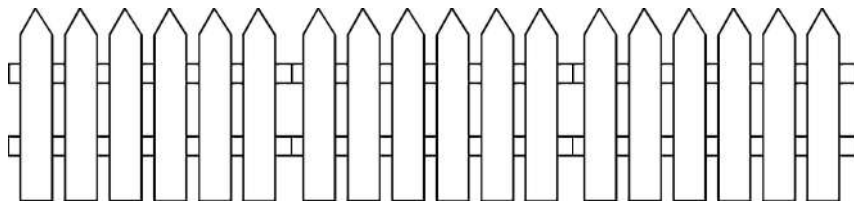
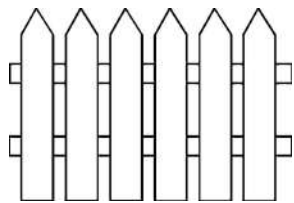



Name: _____

Seasons: Spring

*Spring is here! Good-bye snow, flowers grow. Birds
and bees, leaves on trees. Grass is green, hello
spring!*

DIRECTIONS: Use the picture to add to it and make it look like Spring!


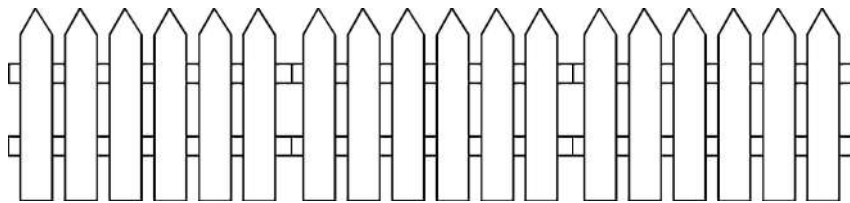
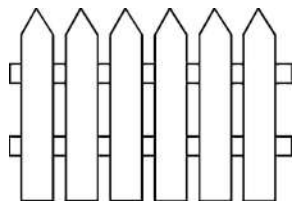


Name: _____

Seasons: Summer

Summer, Summer! Time for fun! Run all day in the hot sun. Don't have school. Jump in the pool. Eat ice cream to keep cool.

DIRECTIONS: Use the picture to add to it and make it look like Summer!


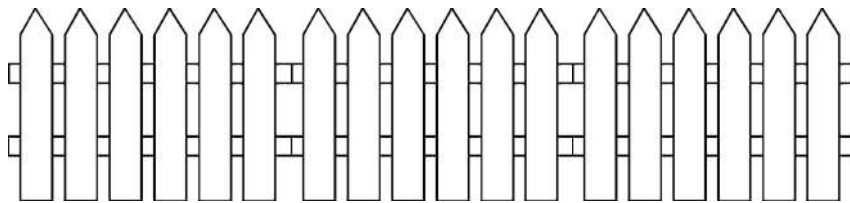
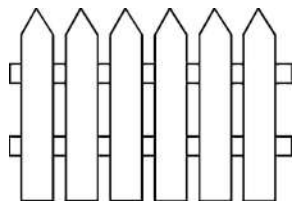


Name: _____

Seasons: Fall

Days are cooler. Red, yellow, orange, and brown leaves are falling to the ground. Days are getting shorter. Nights are getting longer.

DIRECTIONS: Use the picture to add to it and make it look like Fall!


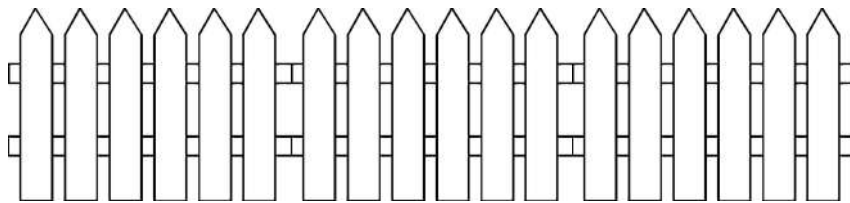
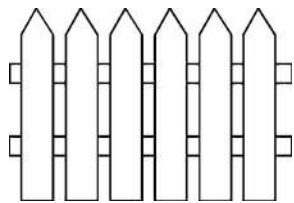



Name: _____

Seasons: **Winter**

Winter is cold! Bundle up for warmth. The sky is dark, the ground is white. Stay inside and drink hot cocoa.

DIRECTIONS: Use the picture to add to it and make it look like Winter!




Name: _____

Weather

We have lots of different weather.

DIRECTIONS: Match the weather word with the weather picture.



snowy

windy


foggy

rainy

cloudy

stormy

sunny



Name: _____

Natural Resources

A natural resource is something that only nature can make.

DIRECTIONS: Cut and glue the words to match the picture.













Water

Rocks

Oil

Air

Sun Light

Wind

Name: _____

Natural Resources

A natural resource is something that only nature can make.

DIRECTIONS: Cut and glue the words to match the picture.



Plants

Soil

Wind

Water

Animals

Sun Light

Name: _____

Earning a Living

Earning a living means you have a job that you go to and work at. Because you work, you get paid money.

DIRECTIONS: Color yes or no if you would like to do this job.



yes no



yes no




yes no



yes no



yes no



yes no



yes no



yes no



yes no

Name: _____

Earning a Living

Earning a living means you have a job that you go to and work at. Because you work, you get paid money.

DIRECTIONS: Color yes or no if you would like to do this job.



yes no



yes no



yes no



yes no



yes no



yes no



yes no



yes no



yes no

Name:

Shelter

A shelter is a place or home that protects you from: rain, snow, ice, thunderstorms, heat, cold, wind, and sun.

DIRECTIONS: Below are some houses people can use. Color yes or no if you would take shelter there.



yes no



yes no



yes no



yes no



yes no



yes no



yes no



yes no



yes no

Name: _____

Shelter

A shelter is a place or home that protects you from: rain, snow, ice, thunderstorms, heat, cold, wind, and sun.


DIRECTIONS: Pretend you are all alone in the jungle, it starts to rain. You need to create a shelter quickly to keep yourself and your things from getting wet. Draw a picture of your shelter you would make.

Name: _____

Clothing

We use clothing to cover or protect our body from the outside environment.

DIRECTIONS: Cut and glue the clothing needed to enjoy or survive the environment below.






Name: _____

Clothing

We use clothing to cover or protect our body from the outside environment.

DIRECTIONS: Draw the clothing you would need for the environment below.




Name: _____

Clothing

We use clothing to cover or protect our body from the outside environment.

DIRECTIONS: Draw the clothing or items you would need for the environment below.



Name:

Food

Our body is a machine. In order for it to work correctly, you need to eat the right foods. Our body must have food and water to survive.

DIRECTIONS: Color yes or no if your body MUST have that food.



yes no



yes no



yes no



yes no



yes no



yes no



yes no



yes no







yes no

Name: _____

Where does food come from?

Some of our food comes from certain animals, the ground, trees, or vines.

DIRECTIONS: Draw a line matching the food and where it comes from.



Name: _____

Where does food come from?

Some of our food comes from certain animals, the ground, trees, or vines.


DIRECTIONS: Draw a line matching the food and where it comes from.



Name: _____

Statue of Liberty

A symbol of friendship. Made of copper like a penny, but turned green because of the sun, wind, and rain.



tablet base robe
crown torch

Name: _____

The White House

The home and office of the President and his family. It's called the White House because it's coated in a lime-based white wash. The White House has survived 2 fires. It has 132 rooms, and 35 bathrooms.

North Side



South Side



Our current president's name is:

Donald Trump

DIRECTIONS: Write the President's name below:

Terms of Use

You May

- ✓ Use this item for personal/student use in a single classroom.
- ✓ Purchase licenses at a big discount for others to use this resource.
- ✓ Enjoy this product for years to come (check back for updated versions).


You May NOT

- X Give this item to your friends or colleagues.
- X Copy this item for use by others.
- X Post this item on a website for download. This includes personal websites, district websites, Amazon Inspire, etc.
- X Post this item or any like copy for sale or for free.

© Stacey Payne

All rights reserved. Purchase of this unit entitles the purchaser the right to reproduce the pages in limited quantities **for single classroom use only**. Duplication for an entire school, an entire school system, or commercial purposes is strictly forbidden without written permission from the publisher.

Copying any part of this product and placing it on the internet in any form (even a personal/classroom website) is strictly forbidden and is a violation of the Digital Millennium Copyright Act (DMCA). These items can be picked up in a Google search and then shared worldwide for free.



About the Author

I love teaching elementary! I have 5 years teaching experience in grades K-5, most of my years I spent teaching those grade levels at the same time! Yes, you read that correctly; just like a one room school house! It was ever bit of challenging and difficult as it was rewarding.

The school that I taught at was a private therapeutic boarding school that housed students who were abused, abandoned, neglected, or trafficked. Given the daily demands of meeting each special need in the classroom, filling learning gaps, and being required to meet state standards while teaching multiple grade levels simultaneously, I started to noticed areas in teaching that simply needed to be easier on me yet still rigorous for my students.

So, my journey with TpT began. I started creating materials that anyone could easily implement right into their routine.

Thank you for purchasing my products!
Please feel free to contact me if you see any issues or have constructive ideas that could make my products even better!

 Teachers Pay Teachers [Stacey Payne](#)

 ★ Follow Me



Check this out:

Sub Plans

no prep

- ✓ Print & Go!
- ✓ Morning Work
- ✓ ELAR/Writing
- ✓ Math
- ✓ Social Studies
- ✓ Science

Grade 1

Sub Plans

no prep

- ✓ Print & Go!
- ✓ Morning Work
- ✓ ELAR/Writing
- ✓ Math
- ✓ Social Studies
- ✓ Science

Grade 2

Sub Plans

no prep

- ✓ Print & Go!
- ✓ Morning Work
- ✓ ELAR/Writing
- ✓ Math
- ✓ Social Studies
- ✓ Science

Grade 3

1st Grade MONEY

COUNTING MONEY

CAN YOU BUY IT?

COUNT

1st Grade Graphing

- ✓ Extra Practice
- ✓ Black and White
- ✓ Color
- ✓ Bar Graphs
- ✓ Tally Graphs

Social Studies 1st Grade BUNDLE

TEKS Aligned

Social Studies 1st Grade

Social Studies 1st Grade

Social Studies 1st Grade

Social Studies 1st Grade

Social Studies 1st Grade

Social Studies 1st Grade

Unit 1

Unit 2

Unit 3

Unit 4

Unit 5

Full Year TEKS Alignment.

THANK YOU :

