


Create a School Geofilter



What is a Geofilter?

Snapchat geofilters are the location-based graphics that you can place over your photo.



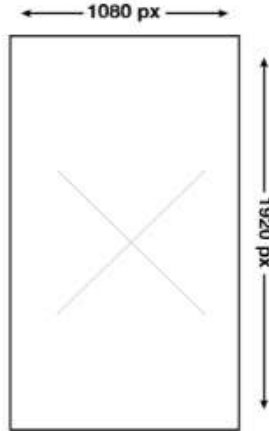
Snapchat Geofilter Activity

Create an image that can be submitted to Snapchat as our very own school filter

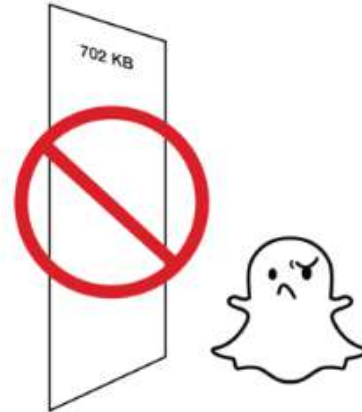
- It must represent our school
- It must be appropriate

Requirements - from SnapChat Website

PNG should have a width of **1080 pixels** and a height of **1920 pixels**.



PNG must be **under 300KB**.



Other Rules from Snapchat

- **No logos or trademarks. The only exception is that SnapChat will accept college and university logos submitted by authorized officials from those schools.**
- **All graphics used must be 100% original.**
- **No photographs.**
- **No hashtags.**
- **Be creative and make it visually compelling.**
- **Don't cover up too much of the screen.**
- **Make sure it's relevant to the location and something that people will want to use.**

How to Create Your Filter

1. Open the template on Google Drawings. Make sure you have your own copy. Do not change the background, leave it transparent (with checkered boxes)
2. Start creating by adding text, shapes, colors, etc. to your template.
3. Share it with me when you are done.

