

Edmentum Sensei for Courseware Families



What is Edmentum Sensei for Families?

Sensei for Families allows you to stay connected to your student's education. You can view their current assignments, end dates, progress through assignments, grades, and the amount of time they are spending in Edmentum Courseware.

Get Started

You must be invited by your student's school to register for a Sensei account. You will receive an email with a link to register. Select the link and follow the prompts to set up an account including setting a password.

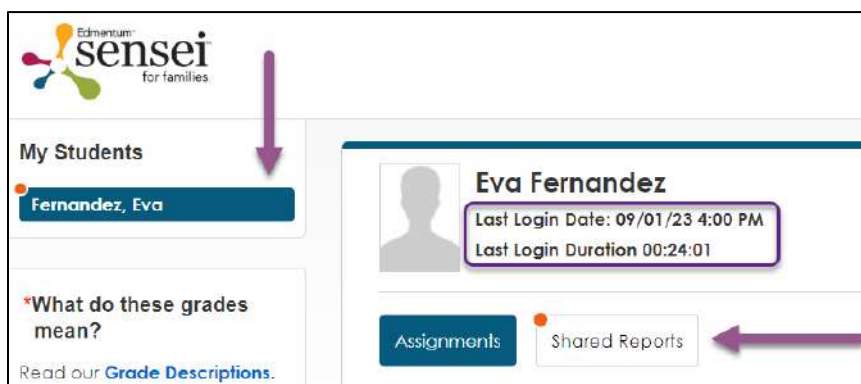
The login page can be accessed at <https://auth.edmentum.com/family/login>. Your email address and password are required to login to Edmentum Sensei for Families.

Educators, need to know how to enable this for your families? Administrators must first [enable sharing reports with student contacts](#), then teachers can [share reports](#).

Accessing Your Student's Progress

1. Sign in to your Edmentum Sensei for Families account.

2. If you have more than one child enrolled in an Edmentum program, **select the student** whose progress information you want to view from the left menu. The dot next to the student name indicates a new report has been shared with you.



3. Select **Assignments** or **Shared Reports** to see everything available to you.

4. From this screen you can also see the last time your student accessed Courseware and how long their session lasted.

Understanding Grades and Pacing

Depending on how the student's teacher is measuring progress, you may see *up to three* different grade metrics, each which show a slightly different perspective on student progress. Keep in mind that the grades displayed are electronically calculated and may not reflect actual grades. All final grades are submitted by the instructor.

On-Target Grade	Current Grade	Course Grade
<ul style="list-style-type: none"> •What is the student's grade for all the work they are expected to have completed by today? •0's for any activity not completed and past the target date 	<ul style="list-style-type: none"> •What is the student's grade based on the work they have completed so far? •Includes ONLY the work finished so far 	<ul style="list-style-type: none"> •What would the student's grade be for the entire course if they were to stop working now? •0's for anything they have not done yet

If a student has a low on-target grade, but a high current grade, it means that they are likely understanding the material, but might need a little help with time management to make sure they are completing activities on time. A student can improve their on-target grade by finishing activities that are past their target date.

If a course has an end date, you may also see pacing indicators on some reports. These show how many activities a student has completed for the course so far, and whether they are on track to complete all the course activities by the end date.



Ahead of Pace: The student should keep doing what they're doing, and they should have no problem finishing the course on time.



On Pace: The student is doing just fine. If they keep it up, they'll finish the course on time.



Slightly Off Pace: The student has a little catching up to do. If they pick up the pace a bit, they should finish the course on time.




Off Pace: Right now, the student is not on track to finish the course on time. Maybe they just need to spend more time working on the course to catch up, or maybe they need to ask their teacher for help.

Remember, these color codes only tell you *how much* of the course work your student has finished - whether they've completed the right number of activities to be on pace. They don't tell you *how well* the student is doing. They could be ahead of pace, but not scoring well on lessons and tests. Or they could be doing well, but falling behind schedule.

Assignments

The assignments tab has information about progress for each course section your student is enrolled in.

1. The name of your student's section, the course name, and the date when the student last accessed the course.
2. The student's grades in the course so far.
3. Information about overall course progress: the percentage of all course activities that have been completed so far, the total time a student has spent on activities so far in the course, and the start and end date for the course.
4. The Learner Progress Report downloads a PDF that provides extra detailed information about your student's progress in that course. Each activity for the course is listed and shows:
 - whether the student has started the activity or not
 - if the student has exempted out of the activity based on a pre-test score
 - if the activity was omitted by the teacher
 - if the student mastered the module (by scoring an 80% or higher on the mastery test)
 - when student completed that activity
 - how many attempts the student has made at the mastery test
 - what the student's first and last time accessing that activity was
 - how long they spent on the activity
 - the student's final score on the activity



Eva Fernandez
 Last Login Date: 09/01/23 4:00 PM
 Last Login Duration 00:24:01

Assignments


Shared Reports

Harper English 9
 Course name: English 9, Semester A v7.0
 Last Accessed: 09/01/23

* On-Target Grade: F (24.76%) | Current Grade: B (86.67%) | Course Grade: F (3.3548%)
 Assigned By: Admin Admin

Activities Completed: 13% (6 out of 47)
 Total Time on Task: 00:20:32

Start Date: 08/14/23
 Due Date: 12/29/23


 Learner Progress Report

Harper English 9										
Learner: Fernandez, Eva (eva.fernandez) Assigned By: Admin, Admin Start Date: 09/14/2023 Due Date: 12/29/2023						Class: Harper English 9 Report Creation Date: 9/5/2023 9:48:07 AM				
Title	Completion	Exemption	Omitted	Mastery	Completion Date	Tries	First Use Date	Last Use Date	Time On Task (HH:MM:SS)	Score
English 9, Semester A v7.0	In Progress			NA		1	09/01/2023	09/01/2023	00:20:32	
Student Orientation	Not Started		Omitted	NA				09/01/2023	--	
Syllabus: English 9, Semester A	Not Started		Omitted	NA				09/01/2023	--	
Unit 1: Page Turners and Plot Twists	In Progress			Not Mastered		1	09/01/2023	09/01/2023	00:20:32	
Pretest: Page Turners and Plot Twists	Not Started		Omitted	NA				09/01/2023	--	
Clarifying Big Ideas: Thinking about Reading	Not Started		Omitted	NA				09/01/2023	--	
Analyzing How Order of Events Creates Tension in "The Monkey's Paw"	Completed			Mastered	09/01/2023	0		09/01/2023	--	80
Analyzing How Order of Events Creates Tension in "The Monkey's Paw" Tutorial	Not Started			NA					--	
Analyzing How Order of Events Creates Tension in "The Monkey's Paw" Mastery Test	Completed			Mastered	09/01/2023	0		09/01/2023	--	80
Examining the Relationship Between Pacing and Tension in "The Monkey's Paw"	Completed			Mastered	09/01/2023	1	09/01/2023	09/01/2023	00:20:32	100



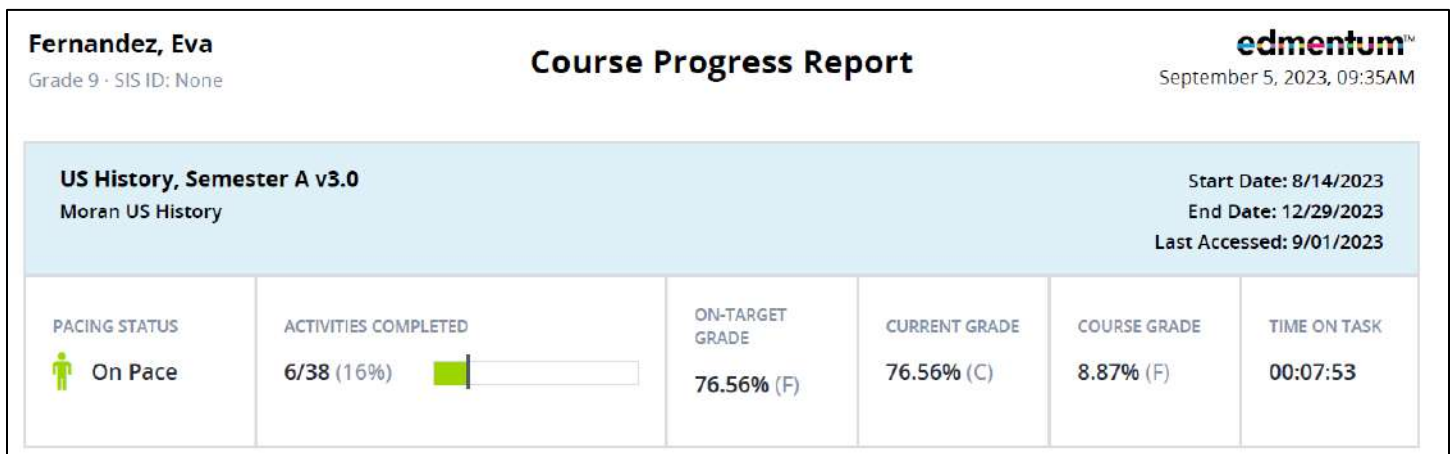
Shared Reports

The Shared Reports section shows you all the reports your student's teacher has made available to you. Selecting one will initiate a PDF download. You could see up to four different reports:

- Course Progress Report
- Gradebook Progress Report
- Gradebook Report Card
- Weekly Progress Report

Course Progress Report

This report gives you a summary of your student's progress at the time the report was generated. It helps you identify if your student is working at an appropriate pace and how well they are doing on their coursework.



- **Pacing Status** and **Activities Completed** shows how the student is progressing in the course based on the number of activities they have completed. The goal line (black mark) shows the completion goal for the day the report was generated.
- Different **grade metrics** provide information about how the student is doing in the course.
- **Time on Task** is the total time your student has spent working on activities in this course.

Gradebook Progress Report

This report shows information about student activities **during a specific time-period**.

Fernandez, Eva
 Grade 9 - SIS ID: None

Gradebook Progress Report
 edmentum®
 September 5, 2023, 09:35AM

Course: US History, Semester A v3.0
Section: Moran US History
Program: Southern HS Courses
Instructors: Ruben Moran

1
Weighting Method: Weighted by Category
Start Date: 8/14/2023
End Date: 12/29/2023
Last Accessed: 9/1/2023 10:51 AM

2
Progress Summary

PROGRESS GRADE	DATE RANGE	ACTIVITIES COMPLETED	TIME ON TASK
57.42% (F)	8/6/2023 - 9/5/2023	6/7 (85.71%) <div></div>	00:02:49

3
Progress Details

Unit 1: Foundations of a Nation (1775-1877)	Target Date	Time on Task	Type	Score
Pretest: Foundations of a Nation (1775-1877)	8/14/2023	00:02:43	Non-Weighted	46.67%
The Founding of the United States	8/16/2023	00:02:28	Weighted	60%
The Early Republic	8/21/2023	00:00:00	Altered	80%
The Nation Goes to War	8/23/2023	00:00:00	Altered	60%
Unit Activity: Foundations of a Nation (1775-1877)	8/28/2023	00:00:07	Weighted	78%
Discussion: Foundations of a Nation (1775-1877)	8/30/2023	00:00:14	Weighted	85%
Post Test: Foundations of a Nation (1775-1877)	9/5/2023	NA	Weighted	—

1. The **Course Section Overview** provides general information about the course. It will also show whether course grades are weighted or not, and when the student last accessed the course.
2. The **Progress Summary** provides information *specific to the date range shown in the report*. The progress grade, number of activities completed, and time on task are calculated only from the activities included in that range. (In the example, only 7 activities were included in the date range.) Note that progress grades may be negatively impacted by weighting of activities, especially if a heavily weighted activity was not completed.
3. The **Progress Details** section show the individual activities from that date range along with their target dates, how long the student spent on the task, whether the activity was weighted or not (or manually altered by the teacher) and the student's score on that activity.



Gradebook Report Card

The Gradebook Report Card is a more detailed version of the Courseware Progress Report. This report lists each activity for the entire course. Grades are provided based on work that has been completed at the time the report was generated.

1. The **Course Section Overview** provides basic information including the last time the student accessed this course.
2. The **Course Summary** shows a variety of grade metrics, plus the number of activities completed, the total time the student has worked on tasks in this course, and whether credit has been approved yet.
3. **Grading By Category** shows the number of activities in each category, what the weight for each category is, and the student's current score for that category.
4. In the **Grading Details** section, grades for each activity in the course are shown by unit and provide insight into time-on-task, how the activity is weighted, and the score.

Fernandez, Eva

Grade 9 - SIS ID: None

Gradebook Report Card

edmentum

September 5, 2023, 09:35AM

Course: US History, Semester A v3.0

Section: Moran US History

Program: Southern HS Courses

Instructors: Ruben Moran

1

Start Date: 8/14/2023

End Date: 12/29/2023

Last Accessed: 9/1/2023 10:51 AM

Course Summary

2

ON-TARGET GRADE	CURRENT GRADE	COURSE GRADE	ACTIVITIES COMPLETED	TIME ON TASK	CREDIT APPROVED
76.56% (C)	76.56% (C)	8.87% (F)	6/38 (15.79%)	00:07:53	—

Grading by Category

3

Courseware Grading Category	Number of Activities	Activity Weighting	Score
Module	17	20%	66.67%
Discussion	5	20%	85%
Unit Activity	5	20%	78%
Post-Test	5	20%	—
End of Semester Test	1	20%	—

Grading Details

4

Unit 1: Foundations of a Nation (1775-1877)	Time on Task	Type	Score
Pretest: Foundations of a Nation (1775-1877)	00:02:43	Non-Weighted	46.67%
The Founding of the United States	00:02:28	Weighted	60%
The Early Republic	00:00:00	Altered	80%
The Nation Goes to War	00:00:00	Altered	60%
Unit Activity: Foundations of a Nation (1775-1877)	00:00:07	Weighted	78%

Weekly Progress Report

This report gives you a **weekly breakdown of your child's progress**, including activities attempted each week and time on task.

- 1. Course Section Overview:** provides basic information including the last time the student accessed this course.
- 2. Course Summary:** Provides an overview of key information, including grade metrics, pacing goal, time on task, and the number of activities completed.
- 3. Weekly Details:** A graph displays the number of activities completed within a week, and the time spent on task.
- 4. Week-by-Week Tables:** Pacing status is displayed for each week, as well as the number of activities completed that week, weekly time on task, percent of course progress, and grade metrics. The individual activities the student has completed are listed in the table, the time they took on each of those tasks, and the score they received if it is a scorable activity.

Fernandez, Eva
 Grade 9 - SIS ID: None

Weekly Progress
 edmentum™
 September 5, 2023, 09:35AM

Course: US History, Semester A v3.0
Section: Moran US History
Program: Southern HS Courses
Instructors: Ruben Moran

Start Date: 8/14/2023
End Date: 12/29/2023
Last Accessed: 9/1/2023 10:51 AM

Course Summary

PACING STATUS	ON-TARGET GRADE	CURRENT GRADE	COURSE GRADE	ACTIVITIES COMPLETED	PACING GOAL	TIME ON TASK	TRIES
On Pace	76.56% (C) (C)	76.56% (C)	8.87% (F)	6/38 (16%)	7/38 (18%)	00:07:53	6

Weekly Details

Week 3 08/27/2023 - 09/02/2023

PACING STATUS	WEEKLY ACTIVITIES	WEEKLY TIME ON TASK	COURSE PROGRESS	ON-TARGET GRADE	CURRENT GRADE	COURSE GRADE
On Pace	7	00:07:52	6/38 (16%)	76.56% (C)	76.56% (C)	8.87% (F)

DATE	ACTIVITY NAME	TIME ON TASK	SCORE
09/1/2023, 10:43 AM	● Student Orientation	00:00:59	

DATE	ACTIVITY NAME	TIME ON TASK	SCORE
09/1/2023, 10:43 AM	● Syllabus: US History, Semester A	—	—
09/1/2023, 10:46 AM	● Pretest: Foundations of a Nation (1775-1877)	00:02:42	46.67%
09/1/2023, 10:47 AM	● Clarifying Big Ideas: Continuity and Change	00:01:20	
09/1/2023, 10:50 AM	● The Founding of the United States: Mastery Test	00:02:27	60.00%



FAQs

Does Edmentum Sensei cost anything to use?

No, you do not have to pay for access. It is included as a feature of the Edmentum subscription that your student's school or district purchased.

How can I find out my login information?

The email address associated with your account is managed by your student's school. If you are unsure of the email address being used, you can contact the Edmentum administrator at your student's school to find out. You create a password when registering for an account. If you forget your password, you can access the "Forgot your password?" link on the login screen to reset it.

Why haven't I received an invitation email when I know my school sent it?

Be sure to check your spam and junk folders. Depending on your email client and security settings, system-generated messages are occasionally filtered to these folders. To help ensure that Edmentum Sensei for Families emails are always delivered to your inbox, add Edmentum (noreply-elf@edmentum.com) to your contacts and "Safe Senders" list.

Does Edmentum Sensei for Families protect the security of my student's personal information?

Yes, all Edmentum products are subscription based and password protected. In some cases, your student's school or district may provide personal identifying information such as name, grade level, and class assignment to enroll your student as an individual authorized user. However, Edmentum will never make this information publicly available online. To learn more about Edmentum's dedication to protecting your student's personal information, please review our [Privacy Policy](#).

Can I communicate with my student's instructors through Sensei?

You can view the name of each instructor who has shared a report or created an assignment but cannot contact them directly through Edmentum Sensei for Families.

Am I able to access my student's assignments to see what he or she is working on?

No, you will be able to view the names of the assignments they are working on but cannot access the content directly.

How accurate is the information I am seeing about my student's progress or grades?

The progress data is presented in real time and reflects current progress as it is recorded in the system.



How do I unsubscribe from Edmentum Sensei for Families?

If you no longer wish to view information via Sensei, you can contact the Edmentum administrator at your student's school and request to remove your association to the student.

Who do I contact if I have more questions?

- If you have questions regarding your student's progress or assignments, please contact your student's school.
- If you have questions regarding your access to Edmentum Sensei for Families, please contact the Edmentum administrator at your student's school.

If you are experiencing technical issues with the system, contact Edmentum Customer Support at 800.447.5286 or info@edmentum.com.