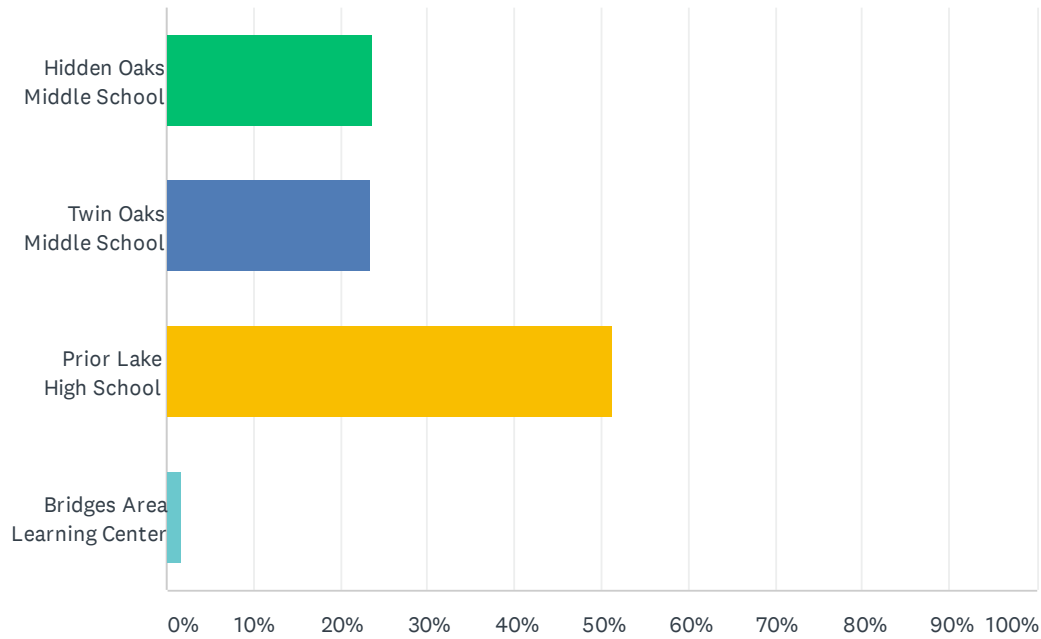


Q1 My school is:

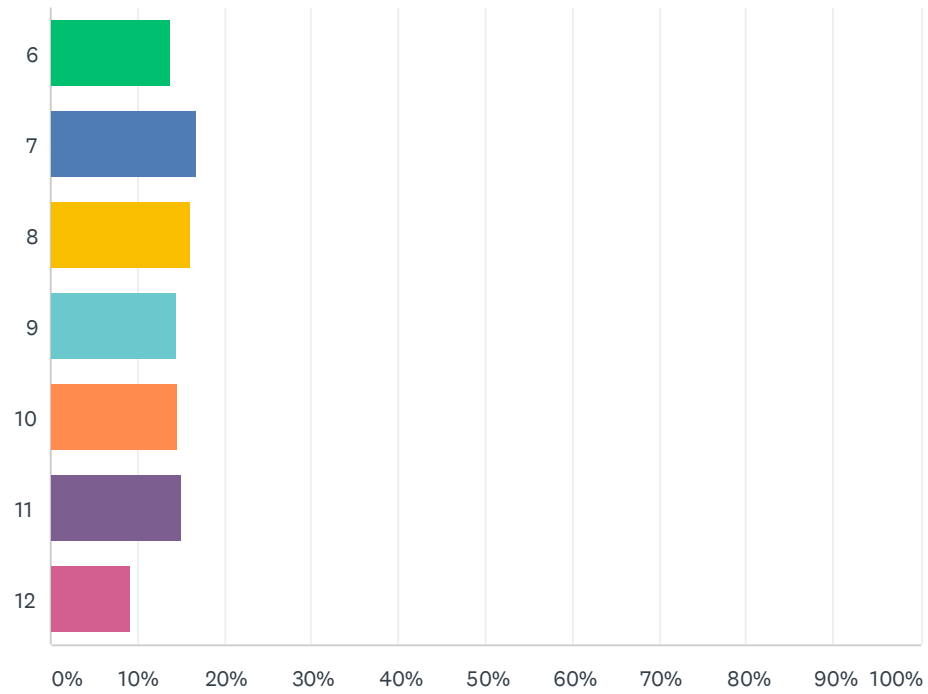
Answered: 3,619 Skipped: 5



ANSWER CHOICES	RESPONSES	
Hidden Oaks Middle School	23.57%	853
Twin Oaks Middle School	23.46%	849
Prior Lake High School	51.28%	1,856
Bridges Area Learning Center	1.69%	61
TOTAL		3,619

Q2 I am in grade:

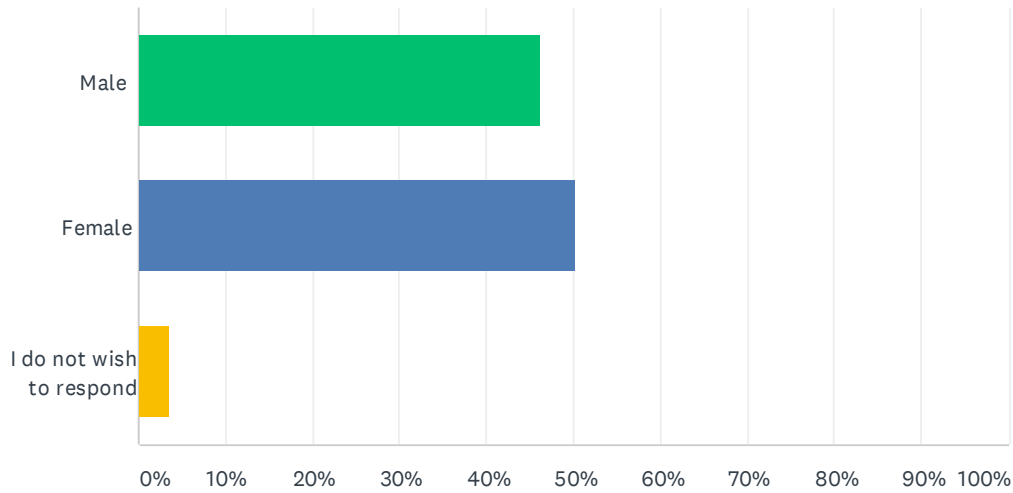
Answered: 3,615 Skipped: 9



ANSWER CHOICES	RESPONSES	
6	13.86%	501
7	16.68%	603
8	16.15%	584
9	14.41%	521
10	14.58%	527
11	15.08%	545
12	9.24%	334
TOTAL		3,615

Q3 I am:

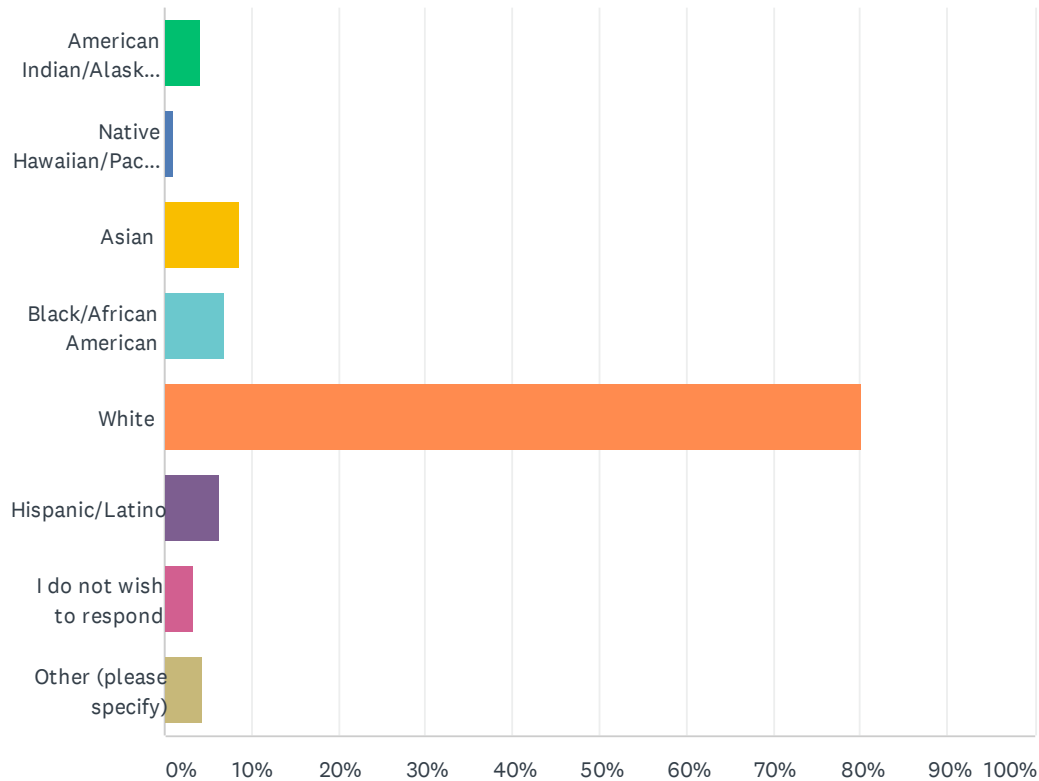
Answered: 3,546 Skipped: 78



ANSWER CHOICES	RESPONSES	
Male	46.33%	1,643
Female	50.14%	1,778
I do not wish to respond	3.53%	125
TOTAL		3,546

Q4 I am: (check all that apply)

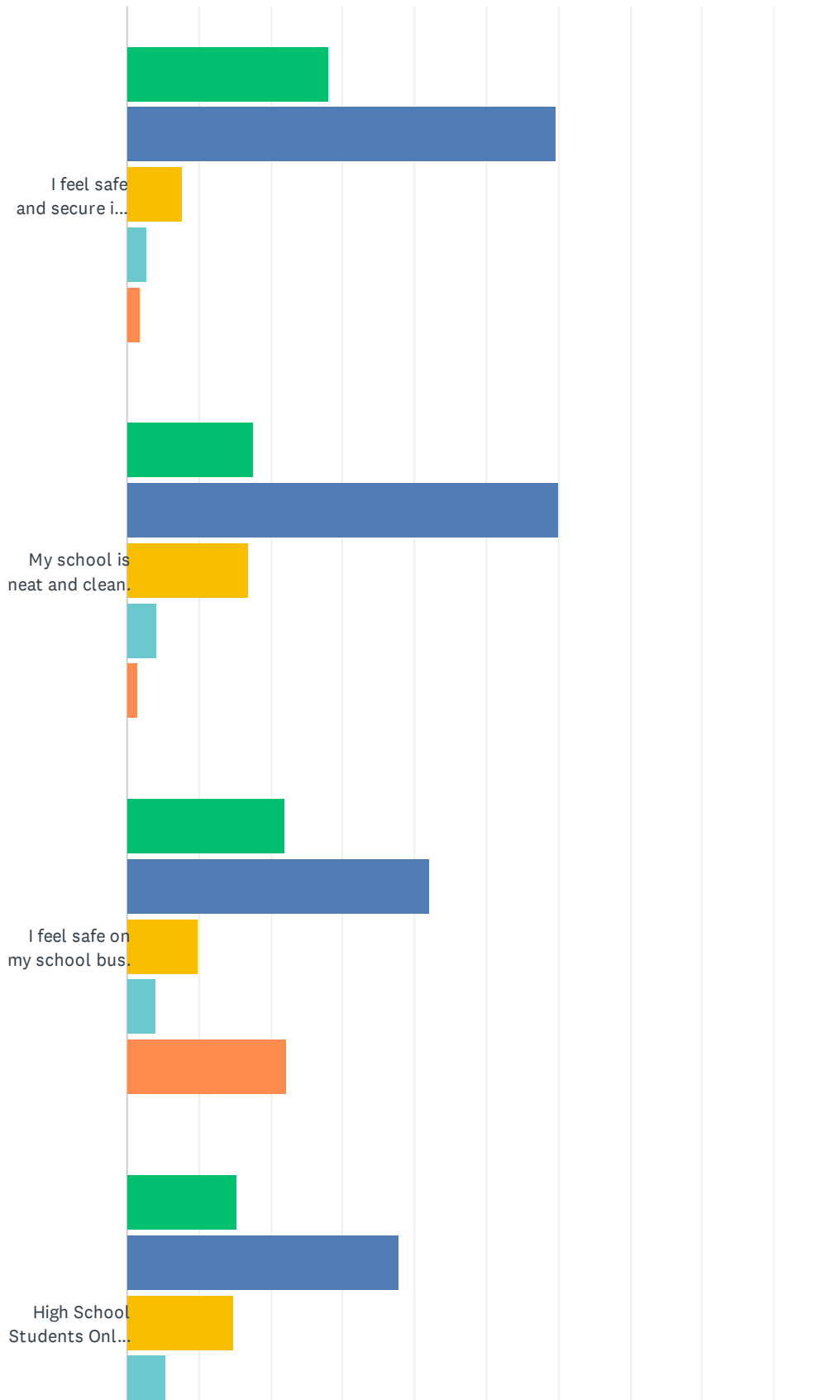
Answered: 3,613 Skipped: 11



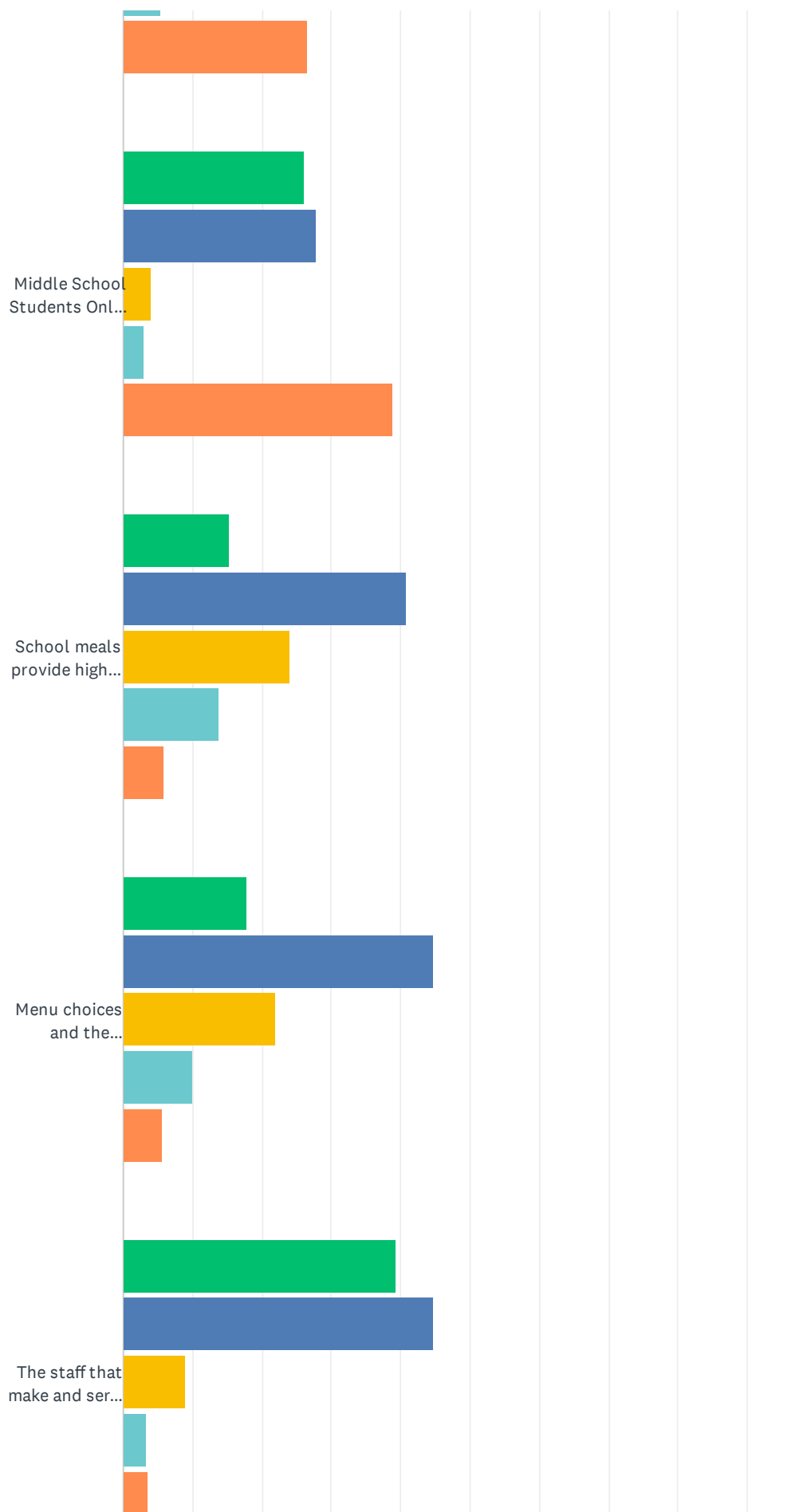
ANSWER CHOICES	RESPONSES	
American Indian/Alaskan Native	4.21%	152
Native Hawaiian/Pacific Islander	1.05%	38
Asian	8.66%	313
Black/African American	6.92%	250
White	80.04%	2,892
Hispanic/Latino	6.34%	229
I do not wish to respond	3.43%	124
Other (please specify)	4.32%	156
Total Respondents: 3,613		

Q5 Please answer questions about your school environment.

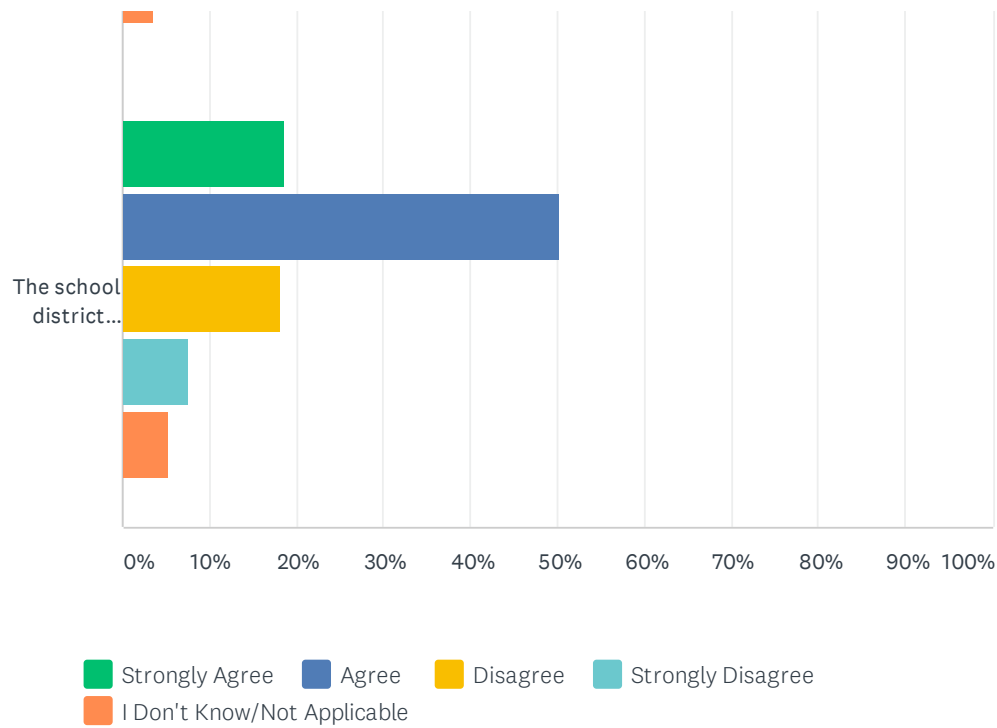
Answered: 3,389 Skipped: 235



ISD 719 Secondary Student Satisfaction Survey (19-20)



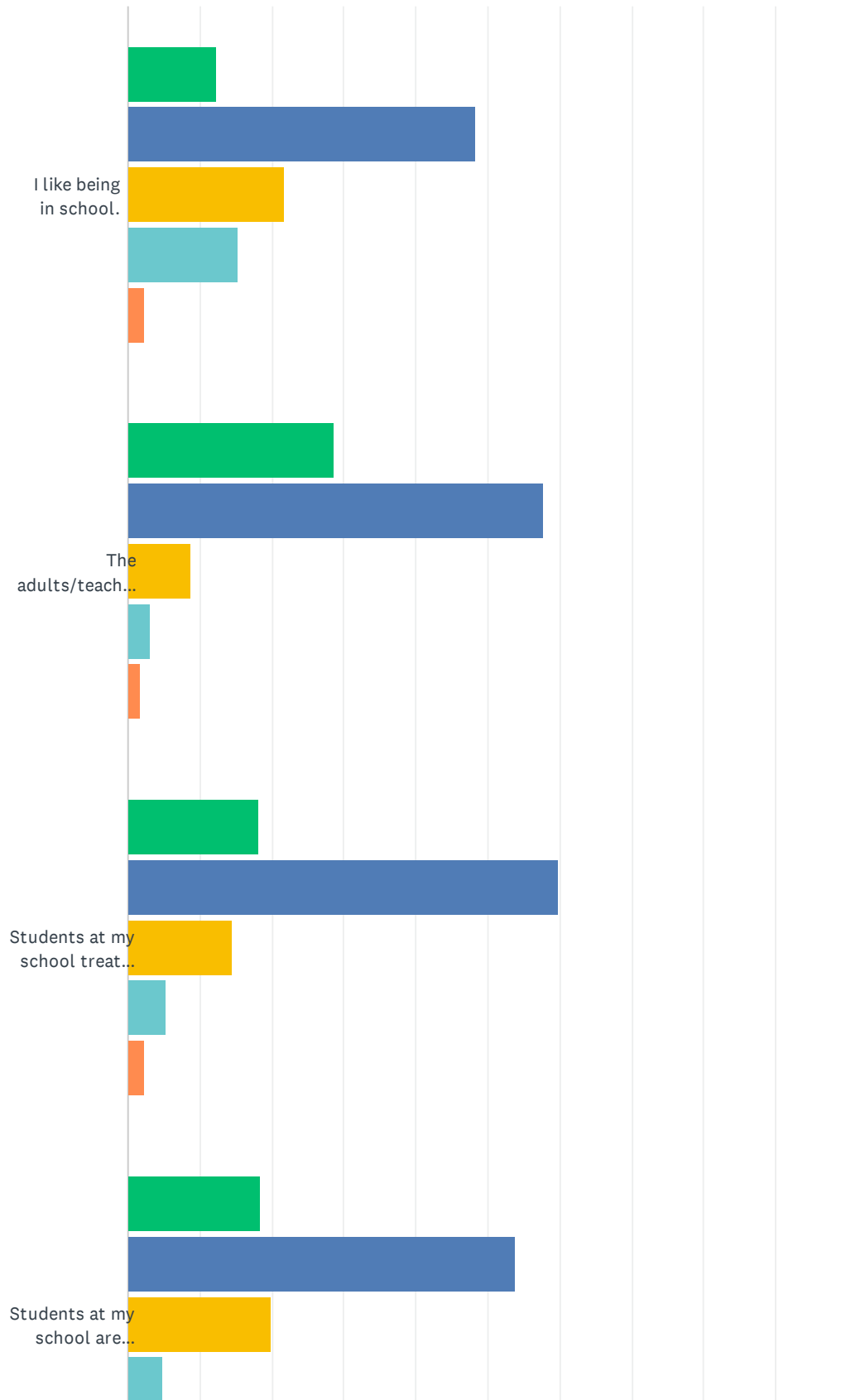
ISD 719 Secondary Student Satisfaction Survey (19-20)



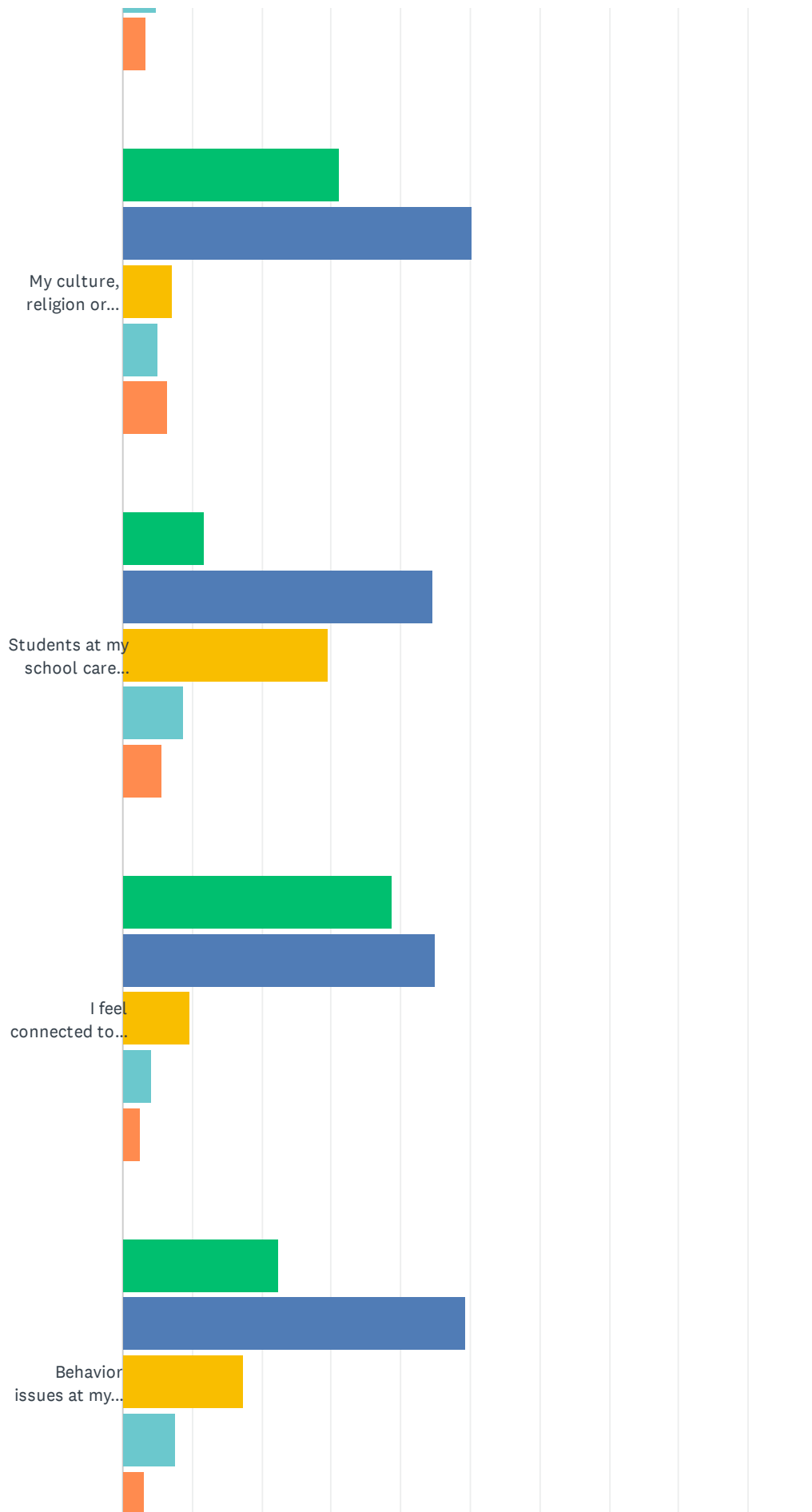
	STRONGLY AGREE	AGREE	DISAGREE	STRONGLY DISAGREE	I DON'T KNOW/NOT APPLICABLE	TOTAL
I feel safe and secure in my school.	28.06% 950	59.62% 2,018	7.65% 259	2.75% 93	1.92% 65	3,385
My school is neat and clean.	17.53% 593	60.01% 2,030	16.88% 571	4.11% 139	1.48% 50	3,383
I feel safe on my school bus.	21.93% 722	42.09% 1,386	9.78% 322	3.95% 130	22.26% 733	3,293
High School Students Only: I feel safe in the school parking lot.	15.35% 372	37.87% 918	14.81% 359	5.45% 132	26.53% 643	2,424
Middle School Students Only: I feel safe crossing the street during the school day between Hidden Oaks and Twin Oaks.	26.20% 682	27.89% 726	4.03% 105	2.92% 76	38.96% 1,014	2,603
School meals provide high quality at a good value.	15.23% 513	40.88% 1,377	24.08% 811	13.90% 468	5.91% 199	3,368
Menu choices and the nutritional content are well communicated.	17.68% 594	44.69% 1,501	21.94% 737	10.09% 339	5.60% 188	3,359
The staff that make and serve the meals are friendly and helpful.	39.30% 1,328	44.72% 1,511	9.00% 304	3.37% 114	3.61% 122	3,379
The school district provides healthy meals overall.	18.56% 627	50.28% 1,699	18.29% 618	7.55% 255	5.33% 180	3,379

Q6 Please answer the following questions about your school culture.

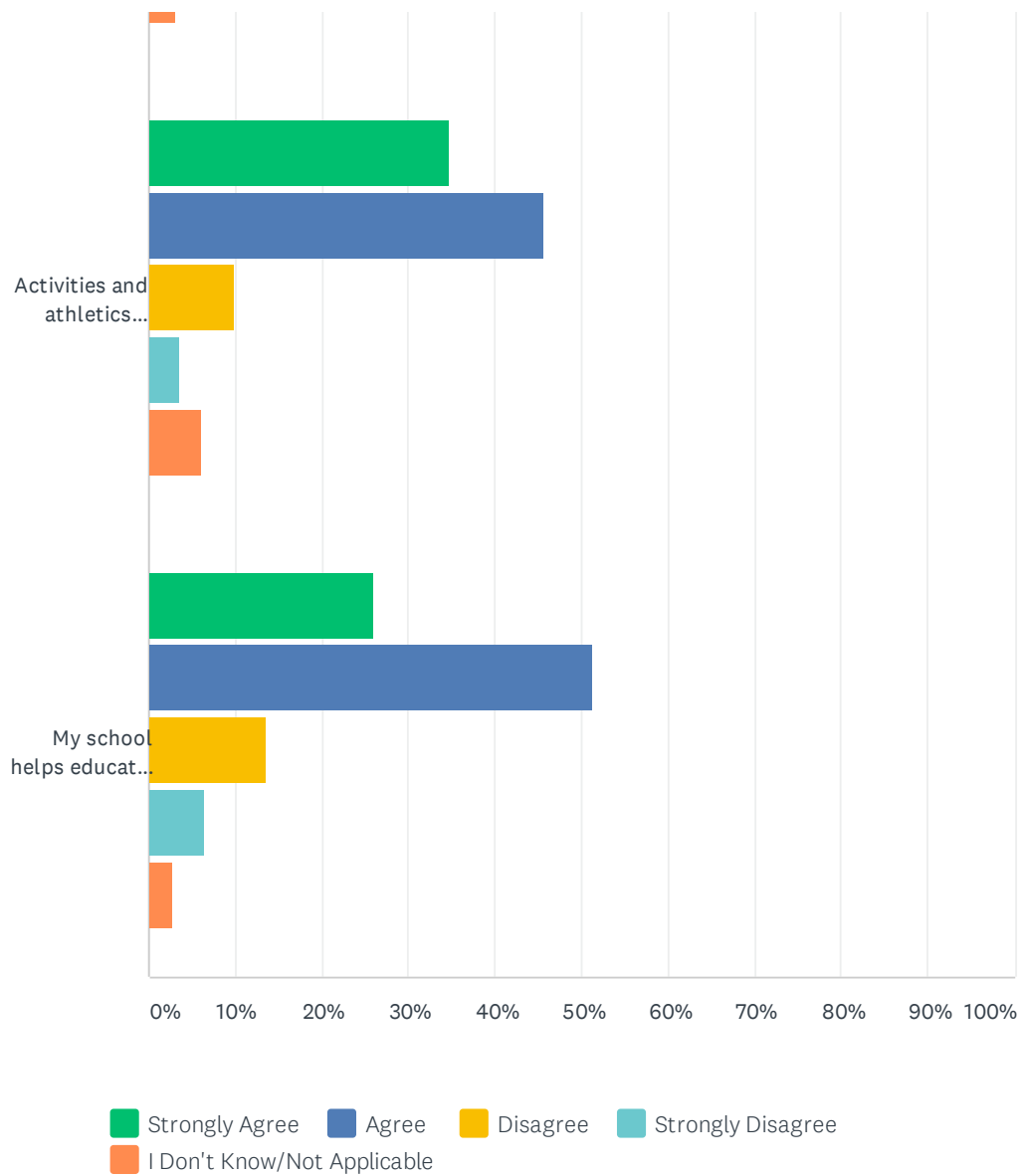
Answered: 3,252 Skipped: 372



ISD 719 Secondary Student Satisfaction Survey (19-20)



ISD 719 Secondary Student Satisfaction Survey (19-20)

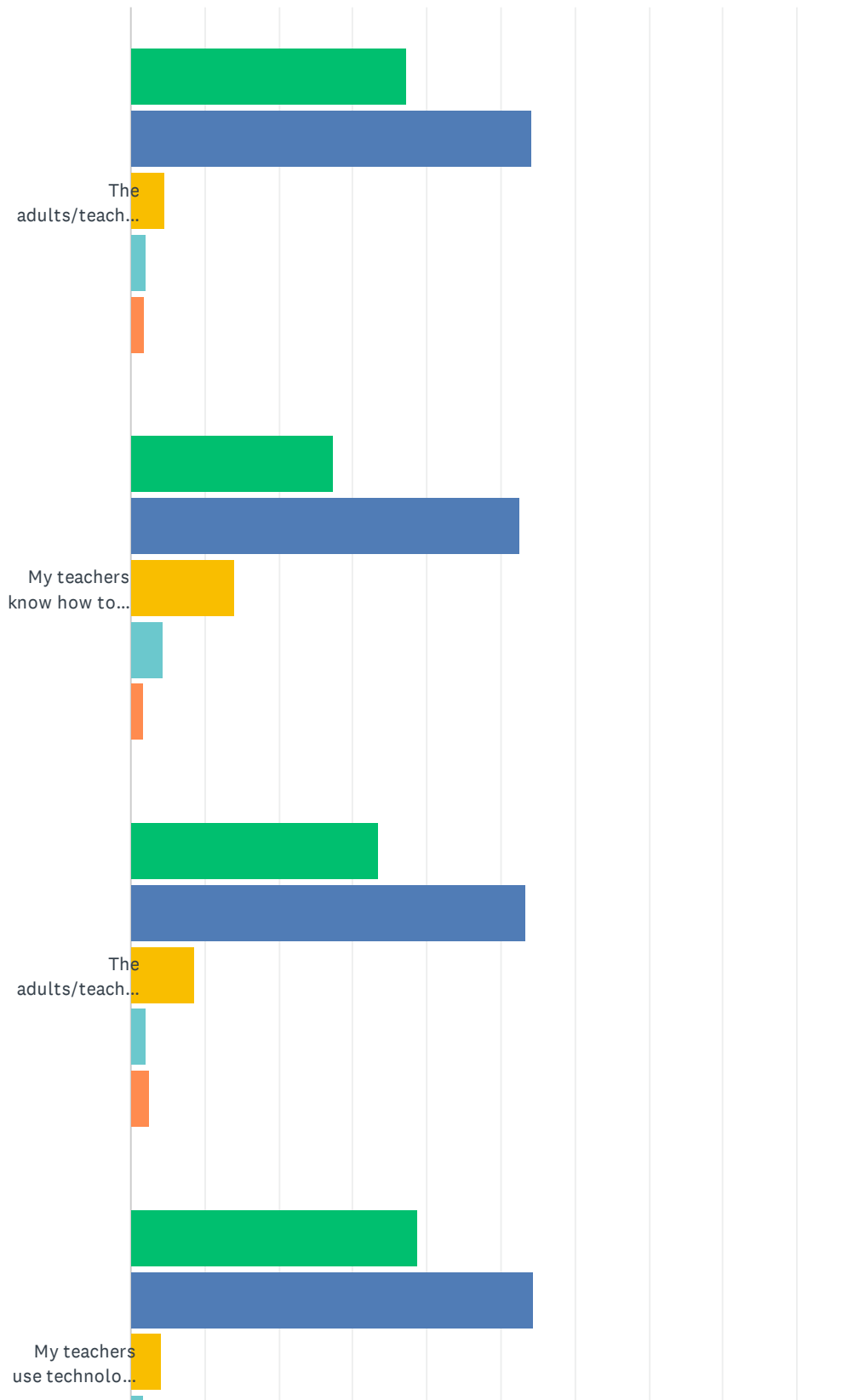


ISD 719 Secondary Student Satisfaction Survey (19-20)

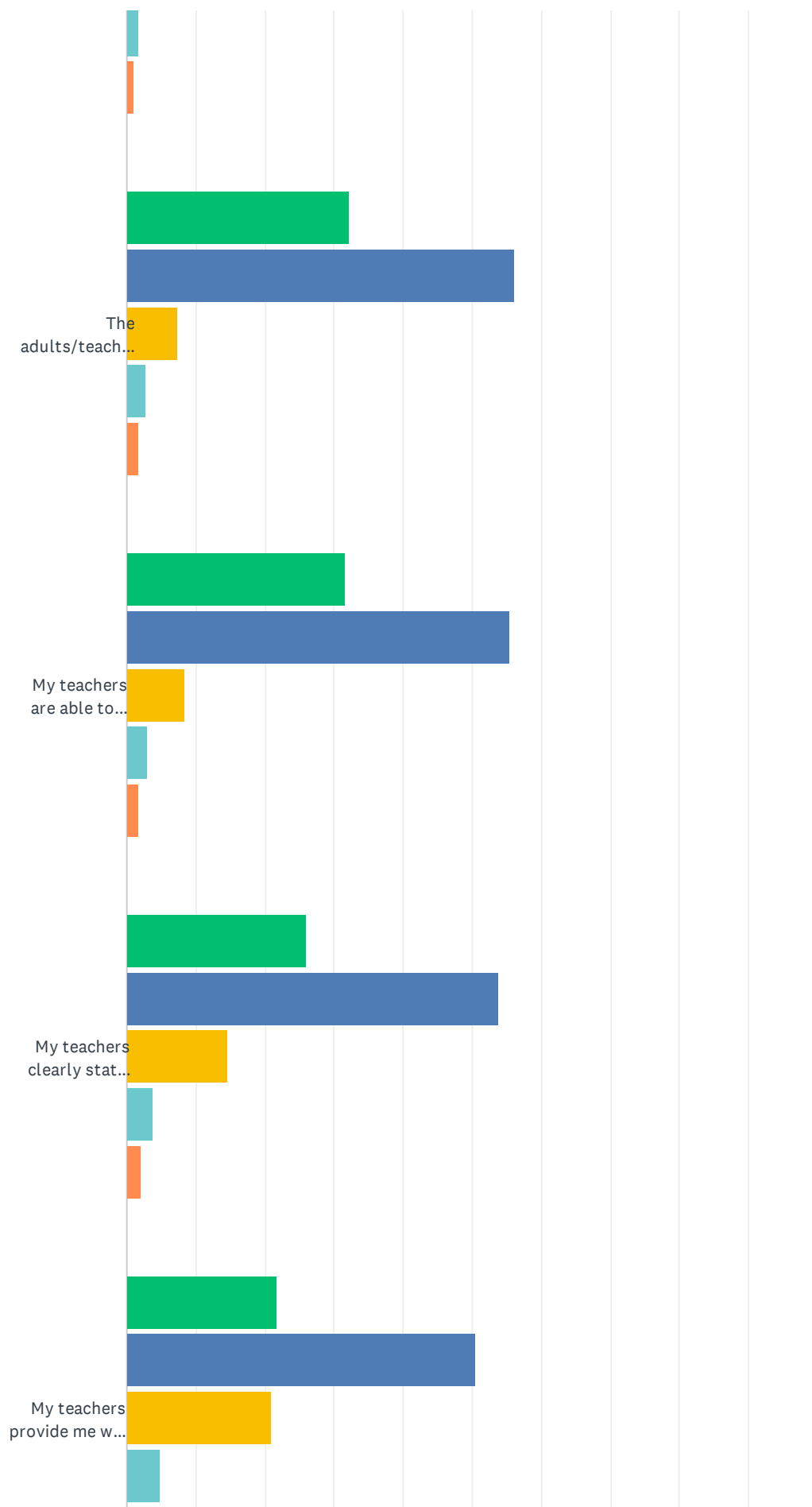
	STRONGLY AGREE	AGREE	DISAGREE	STRONGLY DISAGREE	I DON'T KNOW/NOT APPLICABLE	TOTAL
I like being in school.	12.41% 401	48.33% 1,561	21.83% 705	15.20% 491	2.23% 72	3,230
The adults/teachers in the building treat me with respect.	28.70% 930	57.75% 1,871	8.83% 286	3.15% 102	1.57% 51	3,240
Students at my school treat me with respect.	18.22% 587	59.81% 1,927	14.40% 464	5.25% 169	2.33% 75	3,222
Students at my school are celebrated for the good things they do.	18.43% 596	53.73% 1,737	19.80% 640	4.76% 154	3.28% 106	3,233
My culture, religion or ethnic heritage is respected by other students.	31.13% 1,010	50.15% 1,627	7.09% 230	5.09% 165	6.54% 212	3,244
Students at my school care about nature and the environment.	11.64% 377	44.48% 1,441	29.51% 956	8.83% 286	5.56% 180	3,240
I feel connected to at least one adult in my school.	38.68% 1,250	45.08% 1,457	9.56% 309	4.27% 138	2.41% 78	3,232
Behavior issues at my school are addressed.	22.40% 723	49.43% 1,595	17.42% 562	7.53% 243	3.22% 104	3,227
Activities and athletics enhance my experience and help me feel connected to my school.	34.70% 1,123	45.67% 1,478	9.92% 321	3.58% 116	6.12% 198	3,236
My school helps educate me to reach my full potential as a contributing member of an ever changing global community.	25.95% 839	51.28% 1,658	13.52% 437	6.46% 209	2.78% 90	3,233

Q7 Please answer the following questions about the teachers/adults in your building.

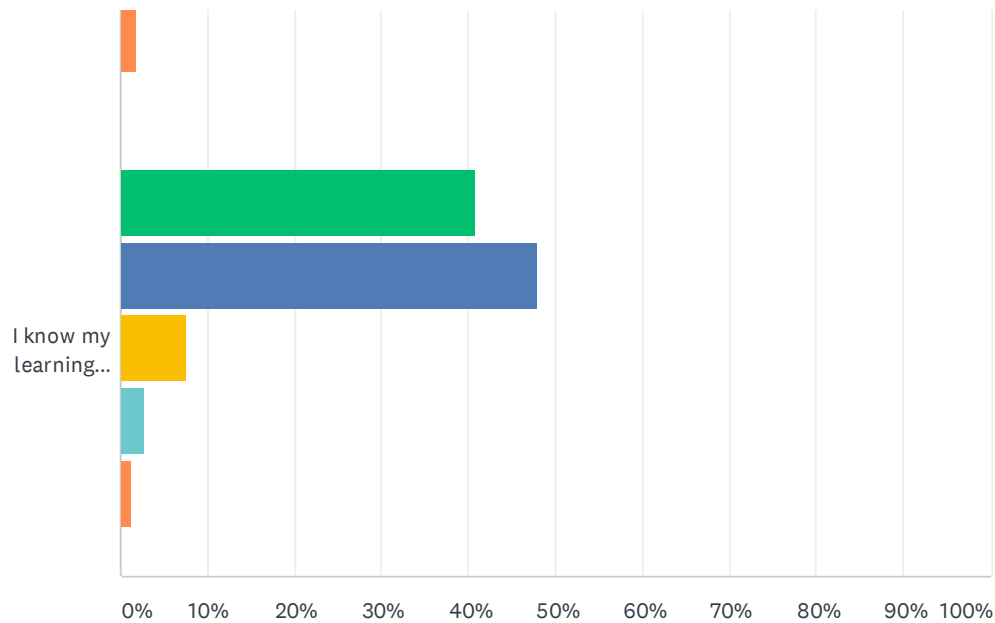
Answered: 3,139 Skipped: 485



ISD 719 Secondary Student Satisfaction Survey (19-20)



ISD 719 Secondary Student Satisfaction Survey (19-20)

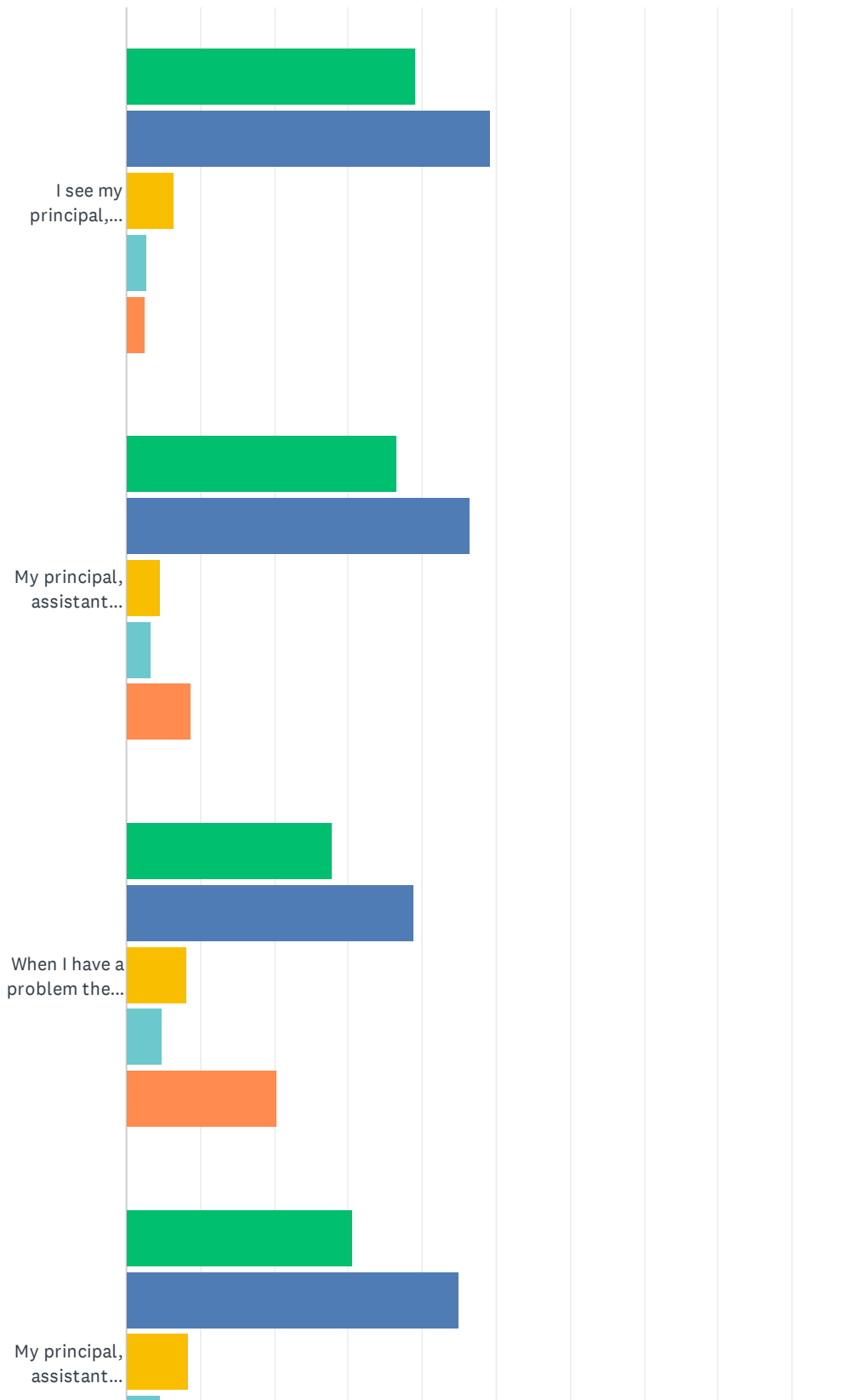


■ Strongly Agree
 ■ Agree
 ■ Disagree
 ■ Strongly Disagree
 ■ I Don't Know/Not Applicable

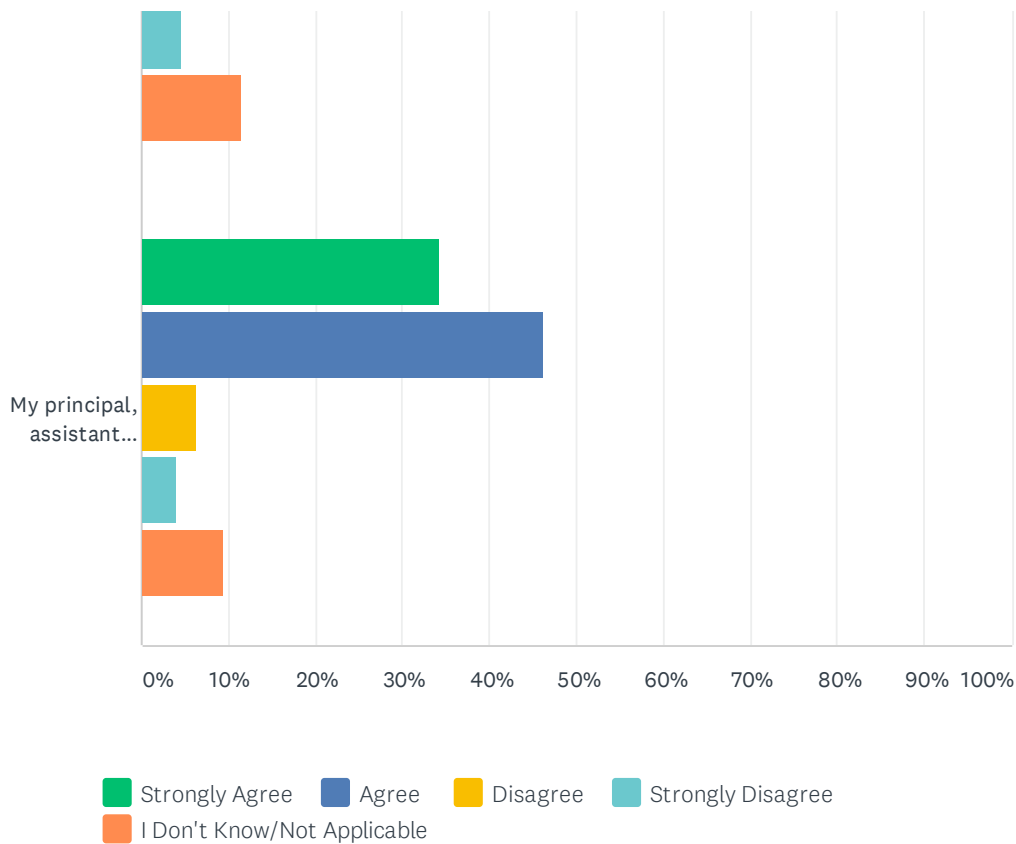
	STRONGLY AGREE	AGREE	DISAGREE	STRONGLY DISAGREE	I DON'T KNOW/NOT APPLICABLE	TOTAL
The adults/teachers believe I can learn and be successful.	37.23% 1,168	54.26% 1,702	4.56% 143	2.04% 64	1.91% 60	3,137
My teachers know how to teach so I can learn.	27.51% 861	52.46% 1,642	14.06% 440	4.35% 136	1.63% 51	3,130
The adults/teachers in my building have high expectations for me.	33.38% 1,044	53.42% 1,671	8.57% 268	2.14% 67	2.49% 78	3,128
My teachers use technology to help me learn.	38.63% 1,211	54.35% 1,704	4.21% 132	1.75% 55	1.05% 33	3,135
The adults/teachers in my building support me and encourage me to be successful.	32.13% 1,007	56.03% 1,756	7.34% 230	2.74% 86	1.75% 55	3,134
My teachers are able to meet with me and answer my questions when I need it.	31.59% 991	55.53% 1,742	8.29% 260	2.84% 89	1.75% 55	3,137
My teachers clearly state what I am expected to learn.	25.96% 812	53.71% 1,680	14.58% 456	3.71% 116	2.05% 64	3,128
My teachers provide me with frequent feedback so I can improve my learning.	21.82% 683	50.48% 1,580	20.83% 652	4.89% 153	1.98% 62	3,130
I know my learning progress and what my grades are at all times.	40.70% 1,274	47.83% 1,497	7.54% 236	2.65% 83	1.28% 40	3,130

Q8 Please answer the following questions about your school principal, assistant principal(s) and dean(s).

Answered: 3,083 Skipped: 541



ISD 719 Secondary Student Satisfaction Survey (19-20)



	STRONGLY AGREE	AGREE	DISAGREE	STRONGLY DISAGREE	I DON'T KNOW/NOT APPLICABLE	TOTAL
I see my principal, assistant principal(s) and dean(s) around school.	39.16% 1,207	49.12% 1,514	6.49% 200	2.66% 82	2.56% 79	3,082
My principal, assistant principal(s) and dean(s) treat me with respect.	36.68% 1,130	46.48% 1,432	4.71% 145	3.41% 105	8.73% 269	3,081
When I have a problem the principal, assistant principal(s) and dean(s) listen and help me.	27.81% 856	38.92% 1,198	8.15% 251	4.81% 148	20.31% 625	3,078
My principal, assistant principal(s) and dean(s) help to resolve behavior issues.	30.54% 939	44.91% 1,381	8.29% 255	4.68% 144	11.58% 356	3,075
My principal, assistant principal(s) and dean(s) care about my future and my academic success.	34.23% 1,051	46.19% 1,418	6.22% 191	3.97% 122	9.38% 288	3,070