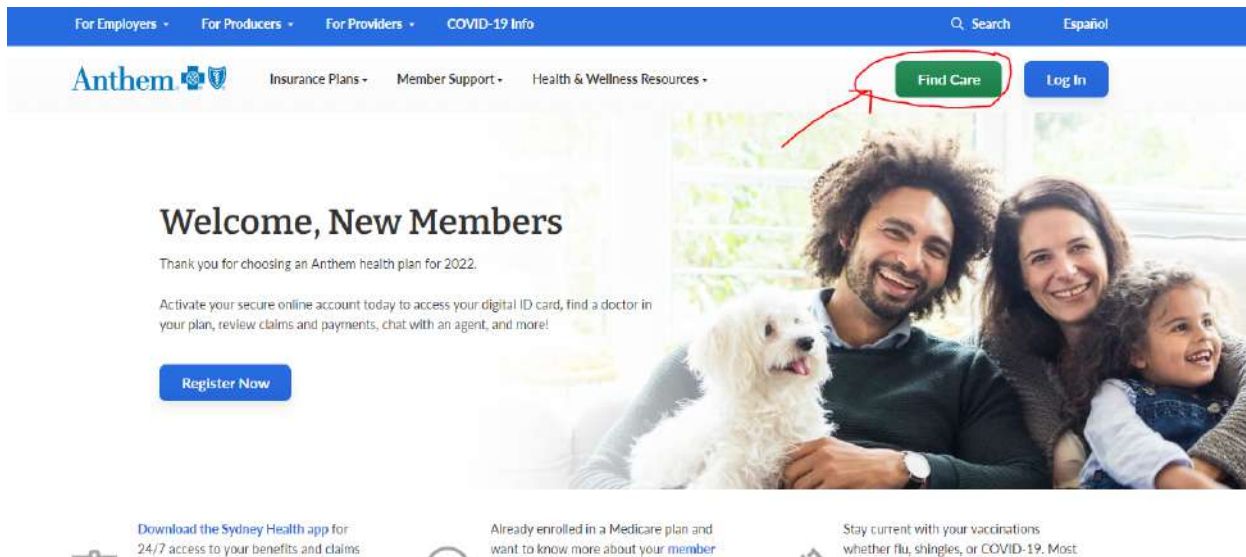



## SEARCHING THE ANTHEM PROVIDER NETWORK

- 1) Navigate to <https://www.anthem.com/> and click on “Find Care”



- 2) For now, you will search as a guest under “Select a plan for basic search.” Once your benefits begin on January 1 2023, you will login using your member ID number to search the network.



### Log in for Personalized Search

Find doctors, hospitals, and more in your plan's network. Get detailed estimates for procedures or services (not available with some plans). If you don't have an account, [register now](#).

[Log In to Find Care](#)



### Use Member ID for Basic Search

Find doctors, hospitals and more near you.

Search your medical plan without logging in. ⓘ

ID number or prefix (first three letters or n...

[Continue](#)



### Select a plan for basic search

Find out if a doctor, hospital, or other care provider is in-network for the plan selected.

- 3) On the page that appears, be sure to populate all fields as indicated in the screenshot below. Please note the plan or network is the BLUE ACCESS PPO. Once all fields have been selected, click Continue.

## Select a plan for basic search

Select the type of plan or network

Medical Plan or Network (may also include dental, vision, or pharmacy benefits) ▼

Care Providers for Behavioral Health & Substance Use Disorder Services are listed under Medical plan or network.

Select the state where the plan or network is offered. (For employer-sponsored plans, select the state where your employer's plan is contracted in. Most of the time, it's where the headquarters is located.)

Ohio ▼

Select how you get health insurance

Medical (Employer-Sponsored) ▼

Select a plan or network

Blue Access PPO ▼

Cancel

Continue

- 4) On the page that appears, you can search by provider or facility, locations near you or by a provider's name.

City, County, or ZIP

Search by doctor (name or specialty), hospital, procedure, and more

[Search by address](#)

Find a testing center near you with our COVID-19 Test Site Finder

Finding care in Blue Access PPO

[Change Plan](#)

Search by Care Provider

Primary Care

Behavioral Health

Lab (Blood Work)

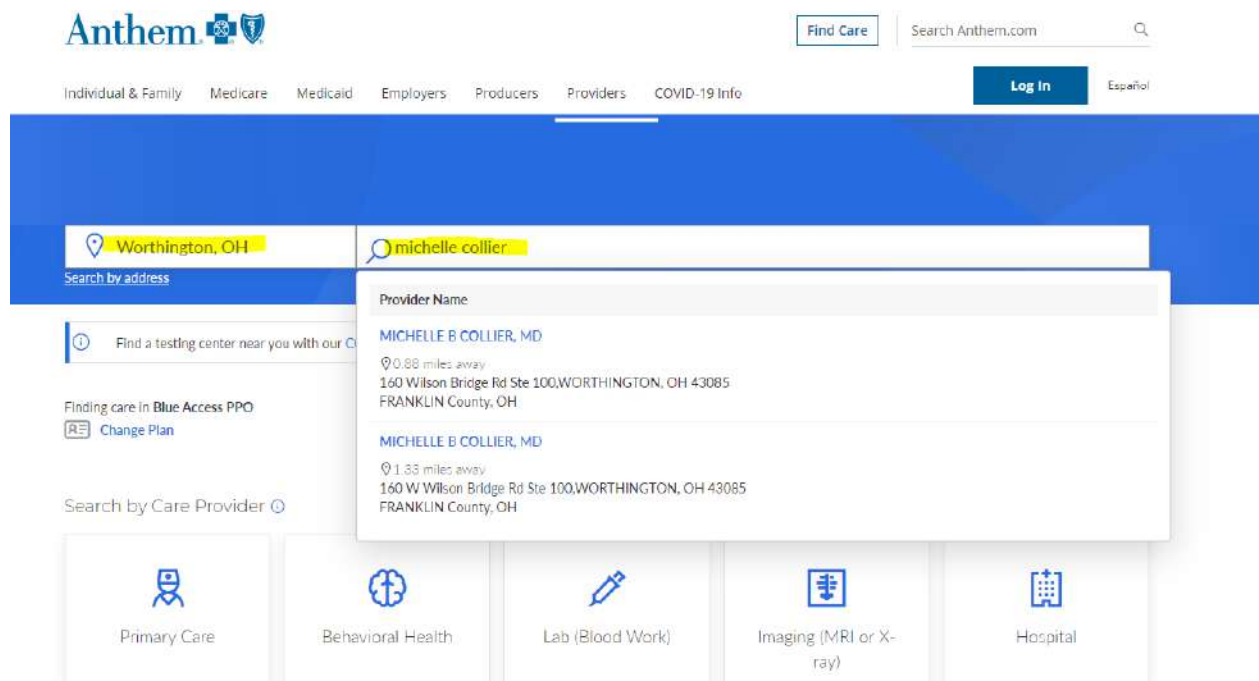
Imaging (MRI or X-ray)

Hospital

More Options

Urgent Care

For example, let's say Michelle Collier of OSU Family Practice is your primary care provider. Type in a city or zip code. As you begin to type the provider's name, it shows where she is located.



If you click on the provider's name, you can see she is "In Network" and learn more about her credentials, locations, etc.

