


# SCULPTURE BINGO



# Sculpture Bingo

## Attached to this assignment is a bingo card...


- Anytime “Sculpture Bingo” is assigned you will refer to this slideshow and to your bingo card to see what you have/haven’t completed). No repeats.
- Mark off completed sculptures as you go.
- Only 1 sculpture will be required within a weeks time (however if you’d like to do more than 1 at a time, you may.)
- Photograph your sculpture choice as it says in the slide. Not all sculptures will be photographed the same.

## To make the sculptures...

Use materials you have available. Before you begin a project make sure you have the necessary materials. If you do not, either choose another slide or problem solve! There is a solution to every problem if you’re creative enough.

# Nature Art

- Focus: Emphasis (how can you create something that looks natural yet stands out).
- Materials (can be 1 type or multiple, natural only).
- Find a space outdoors to create.
- Build your design so that it fits in the environment but also draws attention to itself (with color or repetition or contrast).
- Photograph (2-3), crop, edit, upload.





# Balanced & Stacked Objects

- Choose an object (multiple of the same)
- Sturdy and well lit place to build
- Stack- create balance & a unique silhouette (take a risk)
- Photographs (3-4)




# Tin Foil Sculpture

- Create an animal or person
- Must balance on its own
- Photograph in a unique setting (good light, contrasting background)
- Crop, Edit, Upload



# Photo Name Collage


- Find object(s) that resemble the letters of your name (first, middle, last, or nick).
- Photograph each letter separately in black & white.
- Crop, edit (light, contrast, etc.)
- Collage letters together in an app of your choice or using google slides/docs.





# Recycled Sculpture

- Choose a recyclable material (can, cardboard, plastic, etc)
- Design and create (must stand on its own).
- Photographs (2-3), good light, clean background, with name tag
- Crop, edit, upload
- Gift or recycle



# Face Mask Design

- Use any materials you have available
- Add a designs to make it more unique
- Someone must be wearing it in the photo
- Photo- good light, cropped, and edited
- Upload






# Paper/Plastic Flower

- Choose material (paper OR plastic) & tools
- Research options (DIY tutorials, google templates, How-To videos)
- Create 3-4 flowers (stems, add color with any materials you have available)
- Display flower bouquet (DIY vase or ready-made vase)
- Photograph (interesting, non-distracting background, well lit area)
- Crop, edit, upload (2-3 photos, name tag)



# Food

- Choose food(s) & tools
- Plan a design (sketch)
- Manipulate (cut, carve, attach, stack, etc.)
- Stage for photograph (prop, place, balance, etc.)
- Photograph (clean background, good light)
- Crop, Edit, Upload (2-3 pics, sketch, name tag)



# Plate of food


- Food must be made of cardboard or paper
- Must include details of the actual food
- Have at least 3 layers or be 3 parts of the meal
- Photograph (clean background, good light, up close)
- Crop, Edit, Upload with name tag





# Paper/Cardboard House

- Choose materials & tools
- Plan a design (keep small)
- Build & add details (some design may require decoration BEFORE building)
- Stage
- Photograph
- Upload



# Rolled/Curled Paper Sculpture

- Magazines, Colored paper, computer paper
- Glue or tape
- Research options (DIY tutorials, google templates, How-To videos)
- Build & add details
- Photograph (clean background, good light, up close)
- Crop, Edit, Upload



# Animal Sculpture w/ Paper/Cardboard

- Focus on form of the animal (no origami)
- Choose materials & tools
- Plan a design (keep small)
- Build & add details
- Photograph (clean background, good light, up close, name tag)
- Crop, Edit, Upload





# Origami

- Choose materials (paper, coloring tools, etc)
- Create 3 origami sculptures (all same or all different)
- Decorate/Add details
- Stage (set up in an interesting way)
- Photograph (with name tag)
- Crop, Edit, Upload



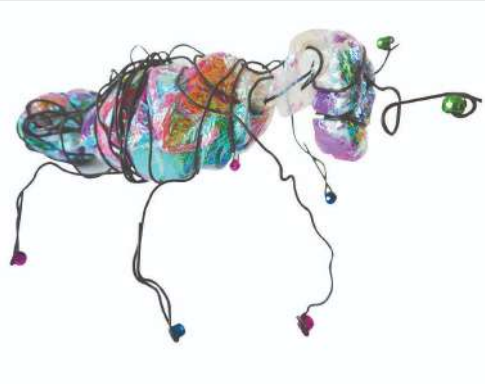
# Phone Holder or Amplifier Sculpture

- Any materials... be creative (should be strong enough to support the weight of your phone safely)
- Decorate
- Photograph (clean background, with name tag)
- Crop, Edit, Upload



# Insect Sculpture

- Use any materials you have available.
- Choose 1 or combine insects.
- Create as many details as you can.
- Photograph outdoors (w/ name tag)
- Crop, Edit, Upload (2-3 photos)





# Hanging Mobile

- Any materials...be creative
- Should be strong enough to support the weight of itself.
- Photograph it hanging (well lit area, with name tag)
- Crop, Edit, Upload

