

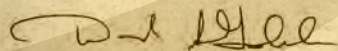
South Carolina Day by Day

Family Literacy Activity Calendar

Dear Parents, Guardians, and Caregivers:

The South Carolina State Library is proud to introduce the *South Carolina Day by Day Family Literacy Activity Calendar*. You will be excited to watch your child open up to a whole new world through books, reading, and arts and crafts. The activities that fill this calendar are selected to support the areas of learning that should help your child become ready for school and ready for reading. Our goal is to help provide you with the tools that make spending time together easy and fun, while at the same time serving as a guide for learning new things about our state and our world. In addition to suggesting activities using materials found in your home, we provide lists of books and music which you can find at your local library, along with many other educational resources. The South Carolina State Library, public libraries across the state, and our partner organizations are here to assist and support you as your family transitions through the early learning years to the school years. We hope that this calendar is a springboard to provide your family with a love of learning to span a lifetime.

Sincerely yours,



David S. Goble
South Carolina State Library Director



Dear Readers,

When I was a child I began to notice that the ABC's were everywhere - on cereal boxes, on my dad's car. My mother explained that the ABC's made words. I began to drive them crazy asking, "What does that say?"

That was a long time ago. Our world gets more complicated daily. But the one thing that has not changed, that has remained simple and easy to use is the alphabet. Those twenty-six letters will last forever.

Use them well. Enjoy them. They can change your life as they did mine.

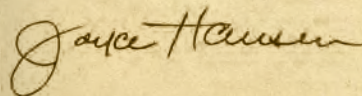


Now more than at any other time, our children need to be exposed to the power of literature as they begin their journey to adulthood; as they experience the transforming possibilities of a piece of literature that truly speaks to the heart. In these often difficult times, when many of our young people wonder whether there will be a world for them to grow up in, we need to expose them to those voices and ideas that can sustain them.

There is an African proverb that says: when an elder dies the village loses a library. In societies that draw on oral traditions to pass down their literature, the storytellers, griots, grandmothers, and grandfathers were the living libraries that passed on the myths and stories that explained natural phenomena, the history of the nation, the exploits of warriors and rulers, and the fables and proverbs that taught people how to act and interact with one another.

Our own literary traditions, reflecting the need that all of us have to affirm our existence and bring order to our lives, are not that far removed from the oral traditions of our ancestors. We no longer sit around the campfire drawing strength from the wisdom of our elders. The wisdom of our "Tribe" is now written. Though youngsters have any number of distractions, everyone still loves a tale well told, or a story well written. Literature is personal and powerful.

Parents, teachers, librarians, and all of us who care about children and children's literature might be the last line of defense — the new age griots — connecting children with literature. We really don't know what will strike a child's or a young person's fancy, so we have to expose the youngsters who come before us to as wide a range of literature as we can and let them make the choice. We must gather all of our children around the campfire and find those tales and those stories that will strengthen and sustain ourselves and each and every one of them.



Joyce Hansen

Award-winning author of many books including *One True Friend* and *I Thought My Soul Would Rise and Fly*.

South Carolina Day by Day

Day by Day

Oh let's see

What does the calendar say?

We can practice reading

Learn about healthy eating

We're Carolina dreaming

Every day

Day by Day

Day by Day

Oh let's see

What does the calendar say?

Learning ABCs and 123s

Doing fun activities

Singing makes it a breeze

Every day

Day by Day

Day by Day

Oh let's see

What does the calendar say?

South Carolina history

Beautiful landscapes naturally

It's all a part of me

As I learn every day

About the calendar

Children love to learn, and your child learns best when doing fun, interesting things with you. This calendar gives you enjoyable and educational activities that will help you get your child ready to succeed in school. Many of the activities use only common household items or things you can find outdoors or in your neighborhood, or you can simply play with your child. “Play” is a child’s “work.” Remember, the things you learn with joy, you’ll remember forever.

Tips for using the calendar

- Every month comes with a booklist (and there are others in the back), but these books are just suggestions. Pick books you think you and your child will enjoy, or let your child help choose. This will often get them excited to read!
- Just like the booklists, the activities are suggestions. You can change them to better fit your child or you can make up your own activities.
- If a book or activity is not interesting to your child, stop and try something else. The whole point is to make learning fun.
- Young children love to read the same books over and over, and doing so gives them a certain assurance and confidence. Read a book as many times as your child wants; soon he or she may be telling you the story.
- Remember that every child learns at his or her own pace. If you’re doing these activities with more than one child, make sure you recognize and praise each child’s effort without comparing them to each other.
- Reading out loud and talking about books is one of the most important things you can do to get your child ready for reading and success in school. Do it as often as you can!

Don't forget to use your library

There are always new books and music at your library for you and your child to explore. Most libraries also have programs for young children, such as story times, puppet shows, and summer reading programs. You can also access the Internet for free and find out information about health and wellness, child safety, school readiness, and family-friendly events going on in your area. If you have trouble figuring out where to start, ask a librarian. They will be happy to help!

This is just the beginning

There is a lot of good information that wouldn’t fit in this calendar. Use the links and resources listed in the back of the calendar to learn more. There are also organizations in your community that offer a wealth of information. This calendar provides contact information for many of these organizations, but be sure to check for others that may be near you.

Remember to have fun with your child as they read, learn, and grow!

Guidelines

All children are learners. They are unique individuals, and they learn and develop at different rates. Children learn through play, and by exploring the world. From age two to five, your child’s motor skills, language, thinking, and social development change dramatically. Understanding these changes will help you encourage your child to learn and get ready for entering school. Good learning experiences are crucial for preparing a child for success in school and in life.

TODDLERS (Eighteen months to two years old)

Toddlers watch and imitate their parents. They want to learn to use things. They like stories, songs and rhymes, and they like to look at books. They tend to play next to, but not with, others.

What is my toddler learning about words?

- Toddlers listen and repeat words.
- They know how to hold a book.
- They can turn the pages in a book.

What is my toddler learning about numbers?

- Toddlers do not yet understand numbers but will repeat them (“One, two, three...”)
- Numbers can be included in stories and rhymes: “Three blind mice...”

How does my toddler communicate?

- Toddlers are just learning to talk, so it is hard to understand what they are saying.
- Toddlers are just learning how to speak softer or louder.
- They don’t cooperate or share well, but they are beginning to notice other people’s moods and feelings.

Give your toddler a good start:

- Show your child picture books.
- Read stories and poems out loud every day.
- Listen to music and sing rhyming songs.
- Play with alphabet toys (such as blocks or letter shapes).
- Show your child how to sort objects by color, size, and shape.
- Encourage your child to repeat sounds and words.
- Spend time with your child in the natural world; touch and talk about what you see.
- Let your child play with textures such as sand, mud, finger paints, and puzzles.

PRESCHOOLERS (Three and four-year-olds)

Preschoolers learn from play. They are more independent, and they are beginning to have friends. They are imaginative and talkative. They understand rules and consequences.

What is my preschooler learning about reading and writing?

- Preschoolers know that printed words have meaning and may recognize some words.
- They can print their name.
- They can draw pictures.

What is my preschooler learning about numbers?

- Preschoolers understand how to count and may be able to count to ten or higher.
- They recognize coins but may not know their values.

How does my preschooler communicate and get along with others?

- Preschoolers can talk in short sentences.
- They want to make friends and will play in groups.
- They can ask questions and explain things to others.
- They take turns in conversation.

To get your preschooler ready for Kindergarten:

- Read daily with your child, and talk together about what you are reading.
- Encourage your child to tell stories with words and pictures.
- Listen to music and encourage your child to sing songs.
- Encourage make-believe play.
- Offer opportunities for sorting, matching, counting, and comparing.
- Play word games (spoken and written).
- Talk about and illustrate the differences between different living things, and encourage questions about the natural world.





BOOKS TO READ!

Chicka Chicka Boom Boom by Bill Martin Jr.
Alphabatics by Suse MacDonald
Eating the Alphabet by Lois Ehlert
Old Black Fly by Jim Aylesworth
A, B, See by Tana Hoban
Away From Home by Anita Lobel
C is for Caboose by Traci N. Todd
Bad Kitty by Nick Bruel
A is for Artist by Ella Doran
Bruno Munari's ABC by Bruno Munari
AlphaOops! The Day Z Went First
 by Alethea Kontis
Alphabet Under Construction
 by Denise Fleming
Just in Case: A Trickster Tale and Spanish
Alphabet Book by Yuyi Morales
SuperHero ABC by Bob McLeod
F is for Fiesta by Susan Middleton Elya
Shiver Me Letters: A Pirate ABC
 by June Sobel
Max's ABC by Rosemary Wells
On Your Toes: A Ballet ABC
 by Rachel Isadora
ABC by Dorling Kindersley
P is for Palmetto: A South Carolina
Alphabet by Carol Crane

Step, Run, Totter

Baby steps,
 Toddler totters
 Child runs headlong —
 into books!










—Linda Lucas Walling

Around the State

Okra Strut, Irmo (Lexington County)
 Apple Festival, Westminster (Oconee County)
 Harvest Day Festival, Inman
 (Spartanburg County)
 Harvest Hoedown Festival, Aynor
 (Horry County)
 Aiken's Makin', Aiken (Aiken County)
 Yemassee Shrimp Festival, Yemassee
 (Beaufort County)
 Gold Leaf Festival, Mullins (Marion County)

September: Letters

South Carolina Spotlight: Betsy Byars has written over sixty books for young people. She began her writing career five years after her graduation from Queens College in Charlotte by publishing short magazine articles. As she began to read to her children, her interest in writing for young people began. Her first book, *Clementine*, was published in 1962 and since then she has authored many award winning books including the Newbery Medal winner *The Summer of the Swans*. Betsy lives with her husband Ed on an air strip in the upstate of South Carolina.

Sunday	Monday	Tuesday	Wednesday	Thursday	Friday	Saturday										
		<p>A is for Apple</p> <p>Eat an apple and count the seeds.</p> <p>Criss Cross Apple Sauce Spiders crawling up your back Spiders here, Spiders there Spiders even in your hair Cool breeze, tight squeeze Now you've got the shiveries</p>	<p>Make an ABC book to work on all month</p> <p>Fold over paper or cut up pieces of paper until you have 26. Together, write the letter on the top of each page. Fill in your book with drawings or cut up pictures all month long!</p>	<p>F is for Fort</p> <p>Make a fort with your child out of pillows and blankets.</p>	<p>N is for Noodle</p> <p>Help your child spell their name or make the alphabet using spaghetti.</p> 	<p>Do you have your library card?</p> <p>Visit your local library!</p> <p>C is for Cat. Read <i>The Cat in the Hat</i> together.</p>										
<p>Q is for Quilt</p> <p>Draw a family quilt on paper and have each family member decorate one or more squares.</p>	<p>All Letter Day!</p> <p>Point out the letters you recognize in signs throughout the day.</p>	<p>E is for Exercise</p> <p>Do a few simple exercises with your child, such as jumping jacks or touching toes. The square dance is South Carolina's folk dance. Do a square dance if you know it. Talk about why exercise is important.</p>	<p>B is for Bumblebee</p> <p>(Put your hands together like a bee hive and say...) This is my bee hive, but where are the bees? Hidden inside where nobody sees, One, two, three, four, five (Pop fingers up while counting) They bzzzzzz away to the trees!</p>	<p>S is for Sign Language</p> <p>Explain the idea of sign language to your child. They already know how to say hello and goodbye by waving. Teach them how to say "I love you."</p> 	<p>W is for Wash</p> <p>Make paint with shaving cream and a few drops of food coloring. Let your child paint with it in the tub during bath time, then wash it all away.</p>	<p>G is for Grandparents</p> <p>Tell your child a story about their grandparents or have a grandparent tell a story about their childhood.</p>										
<p>L is for Leaves</p> <p>Take a walk outside and find leaves. Try to find ten different kinds of leaves and three different colors of leaves.</p>	<p>M is for Music</p> <p>Teach your child to sing the alphabet to the tune of <i>Mary Had a Little Lamb</i>. Try using the same tune to sing this Mother Goose rhyme: Great A, little a, bouncing B! The Cat's in the cupboard and can't see me. Make up some hand motions together.</p>	<p>H is for Hat</p> <p>Try using different household objects as hats and see how long you can keep them on your head. Draw self-portraits with your child where you are each wearing a silly hat.</p>	<p>V is for Vegetables</p> <p>Name a vegetable that starts with each letter of the alphabet.</p> 	<p>P is for Pat-a-cake</p> <p>Pat-a-cake, pat-a-cake, baker's man, Bake me a cake as fast as you can. Roll it, and prick it, and mark it with a "B" And put it in the oven for Baby and me!</p>	<p>Vowels!</p> <p>Check out <i>Chicka Chicka Boom Boom</i> from your library. Create a coconut tree with only vowels at the top of the tree.</p>	<p>O is for Origami</p> <p>Origami is the Japanese art of making objects by folding paper. Help your child make a paper airplane.</p>										
<p>D is for Dig</p> <p>Fill a small container with dirt and hide objects in it. Have your child dig to find the objects.</p>	<p>T is for Treasure Hunt</p> <p>Find objects around the house that start with each letter of the alphabet.</p> 	<p>U is for Uno</p> <p>Learn to count to ten in Spanish.</p> <table><tr><td>1. uno</td><td>6. seis</td></tr><tr><td>2. dos</td><td>7. siete</td></tr><tr><td>3. tres</td><td>8. ocho</td></tr><tr><td>4. cuatro</td><td>9. nueve</td></tr><tr><td>5. cinco</td><td>10. diez</td></tr></table>	1. uno	6. seis	2. dos	7. siete	3. tres	8. ocho	4. cuatro	9. nueve	5. cinco	10. diez	<p>Y is for Yellow</p> <p>Point out the yellow objects you see throughout the day.</p>	<p>I is for Ice</p> <p>Melt ice cubes and talk about temperature. Have your child think of two things that are hot and two other things that are cold.</p>	<p>Z is for Zoo</p> <p>Help your child spell out their name with an animal for each letter. Draw these animals to make a zoo.</p>	<p>K is for Kite</p> <p>Draw and decorate a kite, or make a small kite by gluing two popsicle sticks into a cross and gluing paper cut in a diamond shape on top.</p>
1. uno	6. seis															
2. dos	7. siete															
3. tres	8. ocho															
4. cuatro	9. nueve															
5. cinco	10. diez															
<p>Make salt dough</p> <p>Use the dough to spell out your initials or your name. Don't forget to wash your hands!</p>	<p>J is for Jump</p> <p>Play some jumping games with your child, like leap frog, jump rope, or jumping jacks.</p>	<p>X is for X-marks-the-spot</p> <p>Find your country, state, and city on a map. Draw a map of your neighborhood.</p>	<p>R is for Ring Around the Rosie</p> <p>Teach your child the rhyme and actions. Ring around the rosie A pocketful of posies "Ashes, Ashes" We all fall down!</p>	<p>National Mushroom Month</p> 	<p>International Day of Peace: September 21</p> 	<p>Honey Month</p> 										



BOOKS TO READ!

Ten, Nine, Eight by Molly Bang
Chicka Chicka 1, 2, 3 by Bill Martin Jr.
Mouse Count by Ellen Stoll Walsh
Los números / Numbers by Clare Beaton
Mother Goose Numbers on the Loose
 by Leo and Diane Dillon
Big Fat Hen by Keith Baker
10 Little Rubber Ducks by Eric Carle
Five Little Monkeys by Eileen Christelow
Bats on Parade by Kathi Appelt
My Very First Book of Numbers by Eric Carle
Monster Musical Chairs by Stuart J. Murphy

Ten Black Dots by Donald Crews
Warthogs in the Kitchen: A Sloppy Counting Book by Pamela Duncan Edwards
Fish Eyes by Lois Ehlert
Zin! Zin! Zin! A Violin by Lloyd Moss
How Many Elephants? by Selby Beeler
Five Green and Speckled Frogs
 by Priscilla Burris
How Many Birds? by Don L. Curry
My Very First Look at Numbers
 by Christiane Gunzi
Cat Count by Betsy Lewin
Ten Red Apples by Virginia Miller

Five Little Ducks by Raffi
Ten Puppies by Lynn Reiser
3, 2, 1 Go!: A Transportation Countdown
 by Sarah Schuette
1 2 3 by Tom Slaughter
Farm Life by Elizabeth Spurr
Mrs. Gorski, I Think I Have the Wiggle
Fidgets by Barbara Esham
Net Numbers: A South Carolina Number Book
 by Carol Crane
10 Minutes til Bedtime by Peggy Rathmann
Cubes, Cones, Cylinders, & Spheres
 by Tana Hoban

Weather/El Tiempo by Kathleen Petelinsek
 and E. Russell Primm
Days and Times / Días y horas by Kathleen
 Petelinsek and E. Russell Primm
*Marcos Counts: One, Two, Three / Uno, dos,
 tres* by Tomie De Paola
¿Es hora? / Is It Time? by Marilyn Janovitz
Count! by Denise Fleming
Uno, Dos, Tres: One, Two, Three by Pat Mora
*One Is a Snail, Ten Is a Crab: A Counting
 by Feet Book* by April Pulley Sayre
 and Jeff Sayre
*Just a Minute!: A Trickster Tale and Spanish
 Counting Book* by Yuyi Morales



Get Smart about Antibiotics.

Sponsored by the Center for Disease Control,
Get Smart: Know When Antibiotics Work is a campaign
 to help you learn about when is the right time for
 antibiotics. Antibiotics don't fight viral illnesses like
 colds. For more information look for the link in the back
 of the calendar and Get Smart!

October: Numbers



South Carolina Spotlight: Peggy Parish

Born in Manning, Margaret "Peggy" Parish made writing stories — including fiction, nonfiction, and craft books — for children her life's work. By far, her most popular and well-known books are the Amelia Bedelia books: a housekeeper who takes all of her employers' instructions literally resulting in comedy that delights children even today! Peggy Parish was also a supporter of the Harvin Clarendon Public Library and a statue of Amelia Bedelia is located in front of the library.

Sculpture created by Jim Chaconas. Photo courtesy of Harvin Clarendon Public Library.

Sunday	Monday	Tuesday	Wednesday	Thursday	Friday	Saturday
<div>Fire Safety Month</div> <div></div>	<div>Vegetarian Month</div> <div></div>	<div>Popcorn Poppin' Month</div> <div></div>	<div>Sing <i>One Potato, Two Potato</i></div> <div>One potato, two potato, Three potato, four, Five potato, six potato, Seven potato, more!</div>	<div>Take a walk and count acorns.</div> <div></div>	<div>Help your child write out the numbers from 1 to 10. Use this sheet throughout the month to practice counting.</div>	<div>Talk about the 5 levels of the food pyramid (grains, fruits, vegetables, dairy, and meat). Count fruits or vegetables at mealtimes.</div>
<div>How tall are you? Measure each member of your family at the beginning of the month and again at the end. Did they grow?</div>	<div>Count the socks in your house, singly and in pairs. Talk about things that come in pairs.</div>	<div>Count by fives and tens as high as your child can go.</div>	<div>Show your child a clock and count the hours. Explain the number of hours in a day. Talk about the number 12 meaning noon and midnight.</div>	<div>Help your child sort coins into groups by size. Talk about size and which is bigger.</div>	<div>Look for the number 5 today</div> <div>Sing <i>5 Little Monkeys Jumping on the Bed</i>.</div>	<div>Visit the library!</div> <div>Find a Shel Silverstein book and a copy of <i>Wheels on the Bus</i> to read and sing together. Also check out <i>The Little Elephant with the Big Earache</i> by Charlotte Cowan M.D.</div>
<div>Use the rhyme <i>Three Little Ghostesses</i>. Draw a picture of a cat, a ghost, and a piece of toast!</div> <div></div>	<div>Show your child what time it is during the morning, afternoon, evening, and bedtime. Talk about some of the routines you have at those times of day.</div>	<div>Have your child find all of the numbers on an item that comes in a box, such as cereal.</div>	<div>Count from 1 to 10 in English and Spanish with your child. Sing <i>Diez Deditos</i>. Unos, dos, tres deditos Cuatro, cinco, seis deditos Siete, ocho, nueve deditos Y uno más son diez</div>	<div>Exercise with your child by hopping or doing jumping jacks. Count as you go.</div> <div></div>	<div>Draw a picture of the family members who live with you. Then practice counting them forward and backward.</div>	<div>Help your child count their fingers and toes. Use the Mother Goose rhyme <i>This Little Piggy</i> with your toes.</div>
<div>Take a walk together</div> <div>Talk about animals with two legs and with four legs.</div>	<div>Explain what a dozen means. Count the number of eggs in a carton. Save the empty carton for future projects.</div>	<div>Spend the day counting doors and windows.</div>	<div>Talk about how much a penny, nickel, dime, and quarter are worth and how many of each are in a dollar.</div> <div></div>	<div>Play <i>Which is bigger?</i> or <i>What comes next?</i> using numbers 1 to 10.</div>	<div>Sing <i>This Old Man</i> all the way up to ten. Do the hand motions or make up your own!</div>	<div>Show your child how to measure a cup, half cup, and quarter cup of water. Use salt dough to make numbers.</div>
<div>Singing day!</div> <div>Sing songs with numbers: <i>The Ants Go Marching</i>, <i>Five Little Ducks</i>, and <i>One Potato, Two Potato</i>.</div>	<div>Play <i>I Spy</i> with numbers.</div> <div></div>	<div>Talk about birthdays. Point out your child's birthday and those of other family members on a calendar. Talk about the ages of your family members.</div>	<div>Bring a set of measuring cups or spoons into the bathtub. Practice counting and measurements.</div>	<div>Count the number of seeds in a pumpkin or an apple.</div> <div></div>	<div>Did you know?</div> <div>The South Carolina State Fair is the largest event in the state, having been held annually since 1869. Each October, people of all ages come to Columbia to participate in the exhibits as well as livestock competitions and entertainment.</div>	<div>Both the South Carolina Jazz Festival, in Cheraw, Chesterfield County and the Congaree Bluegrass Festival in Cayce, Lexington County take place in October.</div> <div></div>

BOOOKS TO READ!

A Birthday Basket for Tia by Pat Mora

A Mother for Choco by Keiko Kasza

What Mommies Do Best/

What Daddies Do Best by Laura Numeroff

In My Family/En mi familia

by Carmen Lomas Garza

The Relatives Came by Cynthia Rylant

Mr. Rabbit and the Lovely Present

by Charlotte Zolotow

Apple Pie 4th of July by Janet S. Wong

Bee-bim Bop by Linda Sue Park

The Hello, Goodbye Window by Norton Juster

The Daddy Mountain by Jules Feiffer

Just Like Daddy by Frank Asch

Princess Penelope by Todd Mack

Big Sister, Little Sister by Leuyen Pham

Olivia by Ian Falconer

Bebe Goes to the Beach

by Susan Middleton Elya

Just Grandma and Me by Mercer Mayer

Just Grandpa and Me by Mercer Mayer

Abuela by Arthur Dorros

Whose Mouse Are You? by Robert Kraus

Peter's Chair by Ezra Jack Keats

Sunday Week by Dinah Johnson and Tyrone Geter

The Gullah Culture

The term “Gullah” (or “Gee-chee” in Georgia) describes communities of people who live on the Sea Islands of South Carolina and Georgia. The unique blend of the West African culture, combined with European and Native American influences, resulted in the distinct culture that is known as Gullah. Gullah traditions are the customs, beliefs, and ways of life that have been passed down among Sea Island families. Making sweetgrass baskets, quilting, and knitting fishing nets are a few of the crafts that parents and grandparents teach children. Folklore, stories, and songs have also been handed down over the years. In June, the **Sweetgrass Cultural Arts Festival** highlights the unique artistry of over 100 basket makers over the two day celebration. Local residents perform a variety of entertainment consisting of Gullah/Geechee culture songs, dance, storytelling, and skits. Artists and crafters showcase their paintings and handmade crafts. Local restaurants and food vendors provide an assortment of authentic Lowcountry foods throughout the festival.












South Carolina Spotlight: Ronald and Natalie Daise

Storyteller and author Ronald Daise and his wife Natalie perform around the country with their Sea Island Montage performances, which include singing, dancing, and storytelling focused on Gullah heritage. Natalie and Ronald also starred in the award winning Nick Jr. show, “Gullah Gullah Island” and continue to share the joy of learning about the Gullah culture through books, music, and crafts. They live in Beaufort, South Carolina with their children.



November: Family

“Come Jine We” for a down-home celebration called Penn Center Heritage Days, showcasing the unique cultural legacy of the Gullah people and history of Penn School on St. Helena Island. Penn Center's current mission is to preserve and promote the Sea Island history, culture, and environment.

Sunday	Monday	Tuesday	Wednesday	Thursday	Friday	Saturday
<div>Does your family have special favorite foods? Spend time cooking a meal together.</div> <div></div>	<div>Talk about what family means to you. Have an older adult tell your child a story from their childhood.</div> <div></div>	<div>Put on some music and dance with your family.</div> <div></div>	<div>Spend time drawing pictures of the members of your family. Do some live nearby and others far away? Talk about the difference.</div> <div></div>	<div>Cut out the pictures from yesterday and make them into puppets by taping them to popsicle sticks or straws. Put on a puppet show about your family.</div> <div></div>	<div>Find objects in your home that start with the same letters as each family member's name.</div> <div></div>	<div>Take time to read together. Visit the library if you can. Find three books about families to read together. Ask a librarian if he or she has any favorites!</div> <div></div>
<div>Write a poem about a family of turkeys.</div> <div></div>	<div>Talk about some of the animals in your neighborhood and whether they are a part of a family.</div> <div></div>	<div>Have your child name one thing that makes each member of your family special.</div> <div></div>	<div>Talk about Veterans Day</div> <div>Explain what the word veteran means. Do you have any veterans in your family?</div> <div></div>	<div>Have a family story time and read a book together. Have each person pick a favorite story.</div> <div></div>	<div>Mother Goose Time!</div> <div>Chook, Chook, Chook, Chook, Chook, Good morning, Mrs. Hen How many chickens have you got? Madam I've got ten. Four of them are yellow, And four of them are brown, And two of them are speckled red, The nicest in the town.</div> <div></div>	<div>Celebrate family volunteer day. Can you spend some time helping out a family member?</div> <div></div>
<div>Play a game as a family together. If you don't have one, make one up!</div> <div></div>	<div>Ask your child to set the table and have them tell you who will sit at each place. You can make a heart for each place setting.</div> <div></div>	<div>Help your child draw a picture of an animal home. Talk about the different kinds of homes that animals have.</div> <div></div>	<div>Sing You are My Sunshine</div> <div>You are my sunshine. My only sunshine. You make me happy when skies are gray. You never know dear how much I love you. Please don't take my sunshine away.</div> <div></div>	<div>Talk about what kinds of foods are in the same family.</div> <div></div>	<div>Learn a family nighttime poem from Mother Goose: When little Fred went to bed, he always said his prayers. He kissed mama and then papa, and straightaway went upstairs.</div> <div></div>	<div>Trace your hand to make a turkey. Draw a family of turkeys for Thanksgiving.</div> <div></div>
<div>Talk about some of your family traditions or create a new one.</div> <div></div>	<div>Have your child tell you a story about something they have done with another family member.</div> <div></div>	<div>Trace the handprints of each family member and label them.</div> <div></div>	<div>Talk about the history and meaning of Thanksgiving.</div> <div></div>	<div>Have each family member list one thing that makes them feel grateful.</div> <div></div>	<div>Have each family member draw a self-portrait.</div> <div></div>	<div>Help your child write a letter to a family member.</div> <div></div>
<div>Take a walk or go out somewhere as a family.</div> <div></div>	<div>Let your child pick out books for family members to read to them.</div> <div></div>	<div>Tell a Story</div> <div>Have your child make up a story about their favorite animal family.</div> <div></div>	<div>Adoption Month</div> <div></div>	<div>Child Safety Month</div> <div></div>	<div>Family Stories Month</div> <div></div>	<div>National Native American Heritage Month</div> <div></div>



BOOKS TO READ!

My Friend Jacob by Lucille Clifton
Are You Ready to Play Outside?
 by Mo Willems
Bear Feels Scared by Karma Wilson
I Will Surprise My Friend! by Mo Willems
The Lonely Moose by John Segal
The New Girl...and Me by Jacqui Robbins
Across the Alley by Richard Michelson
Where are You Going? To See My Friend!
 by Eric Carle and Kazuo Iwamura
Who Will Be My Friends? by Syd Hoff
Frog and Toad Are Friends by Arnold Lobel
A Weekend with Wendell by Kevin Henkes
Chester's Way by Kevin Henkes
Do You Want To Be My Friend? by Eric Carle
Two Good Friends by Judy Delton
My Cat Beany by Jane Feder
Pete and Roland by Bob Graham
Making Friends by Fred Rogers
I'm Not Oscar's Friend Anymore
 by Marjorie Weinman Sharmat
Stevie by John Steptoe
Fast Friends by James Stevenson
I Know a Lady by Charlotte Zolotow
Ernest and Celestine's Picnic
 by Gabrielle Vincent
My Best Friend Moved Away
 by Nancy Carlson
Help!: A Story of Friendship by Holly Keller
People by Peter Spier
Animal Friends: A Collection of Poems for Children by Michael Hague
Be Gentle! by Virginia Miller
Boo's Dinosaur by Betsy Byars

Jump into Books!

Page by Page, Page by Page
 Come Along and Set the Stage
 Climb Up Jack's Beanstalk
 Hear Aesop's Animals Talk
 Watch the Hungry Caterpillar walk
 And become engaged!
 Page by Page, Page by Page
 Come Along and Set the Stage
 Thing One or Thing Two
 Horton Hears a Who
 Fish Colors of Red or Blue
 Page by page!

South Carolina Spotlight: Jacqueline Woodson

Jacqueline Woodson spent her early childhood in Greenville and now lives in Brooklyn, New York. Her award-winning books for both children and young adults feature African-American characters and tell compelling stories. She says "I loved and still love watching words flower into sentences and sentences blossom into stories."

December: Friends

“The right book for the right child at the right time’ isn’t just a slogan. It’s a reminder that every child has likes and dislikes that we want to respect when choosing books. Silly or scary, bulldozers or ballerinas- we need to know the child and know the books in order to make choices that will create enthusiastic readers.”
— Fran Hawk, South Carolina author of children’s books including *Count Down to Fall*

Sunday	Monday	Tuesday	Wednesday	Thursday	Friday	Saturday
<div><div>National Tie Month</div><div></div></div>	<div><div></div><div>Help your child make snowflakes by cutting them out of paper. String them together to make a garland to hang in the window, or tape individual snowflakes in the window.</div></div>	<div><div>The word friend begins with the letter F</div><div><div>Talk about this and then find other things that begin with F.</div></div></div>	<div><div></div><div>Each of you draw a picture of a friend and write one nice word underneath.</div></div>	<div><div></div><div>Use salt dough to make letters of the name or initials of a friend.</div><div></div></div>	<div><div>Sing together about your friends</div><div>Insert each person’s name. Tune: <i>BINGO</i> I have a very special friend and can you guess her name-o ? J-U-L-I-E J-U-L-I-E J-U-L-I-E And Julie is her name-o</div></div>	<div><div>Visit your library</div><div>Check out books about snow and winter. Talk about winter in South Carolina and winter in other places.</div></div>
<div><div></div><div>Draw a picture or make a card to give to a friend.</div></div>	<div><div></div><div>Make up a story about friends with your child by taking turns and each telling a little bit.</div></div>	<div><div></div><div>With your child, pretend to be snowflakes, snowballs, and snowmen, and then melt.</div></div>	<div><div></div><div>Have your child learn about a friend by asking them questions about their family, pets, likes, and dislikes.</div></div>	<div><div>Sing <i>The Friendship Song</i></div><div>Make new friends but keep the old. One is silver and the other gold. Can you sing it in a round?</div></div>	<div><div></div><div>Tell your child a story about one of your friends.</div></div>	<div><div></div><div>Invite one of your child’s friends over to play or meet them and their parents at a park or other location.</div></div>
<div><div></div><div>Tell a story about a special meal you had with friends, then make a meal together.</div></div>	<div><div></div><div>Talk about why friends are important.</div><div></div></div>	<div><div></div><div>Spend some time together reading books about friends, sharing, or holidays.</div></div>	<div><div>Celebrate Haiku poetry</div><div>You may want to check out <i>If Not for the Cat</i> by Jack Prelutsky from the library.</div></div>	<div><div></div><div>Have your child tell you a story about a snowflake that makes friends.</div><div></div></div>	<div><div></div><div>Make a holiday or winter card for a friend.</div></div>	<div><div>Sing <i>Friend of Mine</i></div><div>Tune: <i>Mary Had a Little Lamb</i> Will you be a friend of mine, a friend of mine, a friend of mine? Will you be a friend of mine and (insert an action) around with me? (Name) is a friend of mine, friend of mine, friend of mine, (Name) is a friend of mine, who (insert same action) around with me.</div></div>
<div><div></div><div>Help your child practice zipping their coat and take a walk. Talk about any animals you see outside who seem like friends.</div></div>	<div><div></div><div>Help your child write a description of a friend using words that start with the letters of that friend’s name.</div></div>	<div><div></div><div>Make a puppet show about friendship. Draw an outline of boys and girls who are your friends. Attach to popsicle sticks or straws.</div></div>	<div><div></div><div>Make up a rhyme about friends and clap out the beat.</div></div>	<div><div>Follow the Leader Game</div><div>Everyone marches in a circle or line and chants: Follow the Leader wherever he goes What he does next, nobody knows! What does the leader do?</div></div>	<div><div>Are you having a family celebration?</div><div>Talk about your special family celebrations or traditions.</div></div>	<div><div>Chubby Little Snowman</div><div>Write a poem about a chubby little snowman.</div><div></div></div>
<div><div></div><div>Talk about how animals can be friends too. If possible, relate this to a pet or other animal your child knows.</div><div></div></div>	<div><div></div><div>On wax paper, have your child squirt glue, using one continuous stream of glue, into a design. Sprinkle with glitter. Allow up to five days to dry. Peel from wax paper and hang.</div></div>	<div><div>Talk about Winter clothes and playing outside with friends</div><div>Sing: <i>Putting on Mittens</i> Tune: <i>The Farmer in the Dell</i> Thumbs in the thumb place, Fingers all together. This is the song we sing, In mitten weather.</div></div>	<div><div></div><div>Help your child come up with New Year’s resolutions. Silly ones are ok!</div><div></div></div>	<div><div></div><div>Talk about New Year’s Eve and practice counting backwards from ten.</div></div>	<div><div>Sing <i>I’m a Great Big Snowman</i></div><div>Tune: <i>I’m a Little Teapot</i> I’m a great big snowman, Tall and fat. Here is my tummy. Here is my hat. Raisins for my eyes, And a carrot nose, I’m all snow from head to toe!</div></div>	<div><div></div><div>Read a book and substitute your child’s name for a name in the story.</div></div>



BOOKS TO READ!

My Daddy Is a Pretzel: Yoga for Parents and Kids by Baron Baptiste

Oliver's Fruit Salad by Vivian French

Sadie's Sore Throat by Charlotte Cowan M.D.

The Moose with Loose Poops
by Charlotte Cowan M.D.

Katie Caught a Cold by Charlotte Cowan M.D.

Peeper Has a Fever by Charlotte Cowan M.D.

The Monster Health Book: A Guide to Eating Healthy, Being Active & Feeling Great for Monsters & Kids! by Edward Miller

My Food Pyramid by DK Publishing

Gregory, the Terrible Eater
by Mitchell Sharmat

Max Goes to the Doctor/Max va al doctor
by Adria F. Klein

Does a Lion Brush? by Fred Ehrlich

Zack At The Dentist by Jonathan London
and Jack Medoff

Healthy Snacks by Schuh and Mari

Please, Baby, Please by Spike Lee and Tonya
Lewis Lee

Shhhhh! Everybody's Sleeping
by Julie Markes

It's Time to Sleep in Your Own Bed
by Lawrence E. Shapiro

Vera Goes to the Dentist by Vera Rosenberry

Have You Seen My Potty?
by Mij Kelly and Mary McQuillan

Bath Time! by Sandra Boynton

Clifford's Bathtime by Norman Bridwell

The Potty Train by David Hochman,

Ruth Kennison, and Derek Anderson

Mother Goose Manners by Harriet Ziefert
and Pascale Constantin

Scaredy Squirrel by Melanie Watt

Boo Hoo Bird by Jeremy Tankard

Good Egg by Barney Saltzberg

Spoon by Amy Krouse Rosenthal

The Berenstain Bears Learn About Strangers
by Stan Berenstain and Jan Berenstain

Once Upon a Dragon: Stranger Safety for Kids (and Dragons) by Jean Pendziwol

Talking Book Services

The South Carolina State Library's Talking Book Services is a free service for all South Carolinians, regardless of age, who are unable to read or use standard print materials as a result of temporary or permanent visual or physical limitations. More information is available at the SC State Library or contact 800-922-7818 or 803-734-4611. Deaf and hard of hearing individuals should dial 711-734-4611.










The Certified South Carolina program is a new, exciting cooperative effort among producers, processors,

wholesalers, retailers, and the South Carolina Department of Agriculture (SCDA) to brand and promote South Carolina grown and produced products. Our goal is for consumers to be able to easily identify, find, and buy South Carolina products. Look for the Certified South Carolina logo in your supermarket, roadside market, community, or state farmers market or wherever you shop and remember to Buy South Carolina because, Nothing's Fresher. Nothing's Finer.

January: Health and Safety

Louis Braille was born and passed away in the month of January. He was the inventor of Braille, a system of one to six embossed points used by the blind and visually impaired for reading and writing.

Sunday	Monday	Tuesday	Wednesday	Thursday	Friday	Saturday
	<p>Talk about the importance of limiting the number of sugary foods you eat. Have a “No Sugar” day today.</p>	<p>Everyone dance together and you can make up your own tune.</p>	<p>Sing together! I like to eat, eat, eat apples and bananas I like to eat, eat, eat apples and bananas Now change the vowel sound to A: I like to ate, ate, ate ay-ples and ba-nay-nays I like to ate, ate, ate ay-ples and ba-nay-nays</p>	<p>Make a colorful egg basket! Draw 10 ovals and color them your favorite colors. Help your child to cut them out. Then find a cup or something deep enough to put them in. Use them to practice counting from one to ten.</p>	<p>During bath time talk about the importance of being clean. Make up your own bath song!</p> 	<p>Show your child the correct way to wash their hands Sing the hand washing song! Wash your hands, Before you eat, A good health rule, That's hard to beat. For better work, For better play, Eat three good meals, Every day.</p>
<p>Find out your child's favorite vegetable, and cook a meal that includes it.</p> 	<p>Can you look at a map of South Carolina and find out where all the crops grow? Discuss with your family if you can visit a roadside market stand this month.</p>	<p>Talk about seeds, plants, and how different vegetables are grown.</p> 	<p>Talk about when to wash hands, then quiz your child during the day by asking after each thing if they did.</p> 	<p>Focus on grains and things that are green. How many different grains and things that are green can you count and can you eat?</p>	<p>Exercise by playing tag or jump rope. If it is too cold outside, do some sit-ups together. If you have a baby, practice bouncing the baby on your knees. You can use the repetition to practice your alphabet or counting.</p>	<p>Visit the library and choose books about good health and eating well. Ask the librarian to help you find a cookbook for children.</p>
<p>Help your child make a noisemaker out of pasta, cereal, or any bits of something hard by placing some in a paper cup and taping another on top. Use it to read the rhymes on this page!</p>	<p>Talk about how important vegetables are to being healthy. Try to eat 3 different vegetables today.</p> 	<p>Mother Goose Little Miss Muffet Sat on a tuffet, eating her curds and whey. There came a big spider Who sat down beside her And frightened Miss Muffet away. A science moment: What are curds and whey? Today we call it cottage cheese!</p>	<p>Read “My Nose” by Dorothy Aldis: It doesn't breathe; It doesn't smell; It doesn't feel So very well. I am discouraged With my nose: The only thing it Does is blows.</p>	<p>Concentrate on showing your child how to brush their teeth really well. Learn the toothbrush rhyme: I have a little toothbrush, I hold it very tight. I brush my teeth each morning, And then again at night.</p>	<p>Draw pictures of different vegetables and save them for tomorrow's activity.</p> 	<p>Take the pictures from yesterday and put them on popsicle sticks or straws to make a puppet show about eating healthy. Invite everyone in the house to participate.</p>
<p>Let your child make their own pretend first-aid kit for dramatic play with a box, cotton balls, Q-tips, popsicle sticks, and cut-up gauze (or toilet paper).</p>	<p>Play a game outside, like Tag, Kick the Can, or Hide and Go Seek. If it is too cold to be outside, then exercise by putting on music and dancing fast. Talk about some of your favorite songs.</p>	<p>Exercise by giving the children a sequence of two things to do. “Jump up, then sit down.” Increase to three things. “Touch your nose, turn around, then sit down.” Also sing <i>Head, Shoulders, Knees, and Toes</i> to keep that energy up!</p>	<p>Sing: <i>Are You Eating</i> Tune: <i>Frere Jacques</i> Are you eating Are you eating Healthy foods? Healthy foods? For your body needs them For your body needs them Everyday Everyday.</p>	<p>Make a healthy snack! How about Ants on a Log? You'll need 3 things: celery sticks, peanut butter, and raisins. Fill the center of the celery stick with peanut butter. Place a few raisins on top to be your ants. If your child cannot eat peanut butter, you can also use low fat cream cheese. Eat and enjoy!</p>	<p>Talk about being safe. Make sure everyone in the family knows their name, address, telephone number, and what to do in case of emergency. Be sure important information is in a child's backpack or tote bag.</p>	<p>Practice Street Safety You can go outside, or if it is too cold, stay inside. Talk about the right way to cross a street: hold hands, look left, then right, then left. Point out all the safety signs along the way. You can even make signs for inside your house.</p>
			<p>Make a Nutrition Train! The body works like a “nutrition train.” Along the way, whatever children eat gets loaded onto the train. Bad foods slow the train down. Healthy foods speed the train up and help it work right. Make your own Nutrition Train. Draw the good things that are part of the train!</p>	<p>Moo! Moo! Cows provide dairy and milk makes your body and bones strong. Can you drink two glasses of milk today and talk about all the different bones in your body?</p>	<p>Mother Goose! Up in the Green Orchard There is a green tree, The finest of pippins that ever you see. The apples are ripe, And ready to fall And Reuben and Robin shall gather them all.</p>	<p>Let your child cut out or draw pictures of various foods they like and are healthy for them, then glue them on a paper plate and talk about them.</p>



BOOKS TO READ!

Pinkalicious by Victoria Kann
Purplicious by Victoria Kann
Blue Hat, Green Hat by Sandra Boynton
Seven Blind Mice by Ed Young
Andy Warhol's Colors by Susan Goldman Rubin
Lemons Are Not Red by Laura Vaccaro Seeger
My Many Colored Days by Dr. Seuss
My Colors/Mis colores by Rebecca Emberley
My Colors, My World/Mis colores, mi mundo by Maya Christina Gonzalez
Mouse Paint by Ellen Stoll Walsh
Little Blue and Little Yellow by Leo Lionni

The Crayon Box That Talked by Shane Derolf
Freight Train by Donald Crews
All the Colors of the Earth by Sheila Hamanaka
Butterfly Butterfly: A Book of Colors by Petr Horacek
Little Green by Keith Baker
A Color of His Own by Leo Lionni
How Do Dinosaurs Learn Their Colors? by Jane Yolen
Why Is Blue Dog Blue? by George Rodrigue
Vincent's Colors by Vincent van Gogh and The Metropolitan Museum of Art
Luka's Quilt by Georgia Guback
Carlo Likes Colors by Jessica Spanyol







The Deep Blue Sea: A Book Of Colors by Audrey Wood and Bruce Wood
Red Is a Dragon: A Book of Colors by Roseanne Thong and Grace Lin
The Pink House by Kate Salley Palmer
Warthogs Paint: A Messy Color Book by Pamela Duncan Edwards and Henry Cole
A Piece of Chalk by Jennifer A. Ericsson and Michelle Shapiro
Orange Pear Apple Bear by Emily Gravett
Blue Goose by Nancy Tafuri
Leon the Chameleon by Melanie Watt
The Little Green Island with a Little Red House by Sharon Lovejoy

Black History Month

To commemorate and celebrate the contributions to our nation made by people of African descent, February is celebrated as Black History Month. This tribute dates back to 1926 and is credited to a Harvard scholar named Carter G. Woodson who initiated "Negro History Week" during the second week of February. The son of former slaves, Woodson dedicated his life to ensuring that black history was accurately documented and the contributions of black Americans highlighted. The week was extended to a month of observance during the bicentennial year.

February: Colors

Thirty days hath September, April, June, and November;
Thirty-one the others date, excepting February, twenty-eight;
But in leap year we assign, February, twenty-nine.

Sunday	Monday	Tuesday	Wednesday	Thursday	Friday	Saturday
<div>Sundays are rainbow days</div> <div>Sing the <i>Finding Colors</i> song. At the end of each verse, see what you can find of that color.</div> <div></div>	<div>Today's color is orange</div> <div>Name as many fruits and their colors as you can. Start with orange!</div> <div>Start collecting buttons if you can and use them for your crafts at the end of the month!</div>	<div>Each day has a color. Point that color out to your child and then look for that color during the day.</div>	<div>The color of the day is gray</div> <div>Castles are often gray and made of stone. Can you draw a castle and then make up a story about the family that lives in the castle?</div> <div></div>	<div>The color of the day is blue like the sea</div> <div>Sing <i>A Sailor Went to Sea</i> and use hand motions. A sailor went to sea sea sea To see what he could see see see But all that he could see see see Was the bottom of the deep blue sea sea sea.</div>	<div>The colors for today are the colors of the traffic lights: red, yellow, and green!</div> <div>Talk about what the colors mean and how they guide you to cross the street safely. Play Red Light, Green Light.</div>	<div>Today's colors are neon—which are very bright shades</div> <div>Can you think when you might have seen neon colors? Can you make up a rhyme about neon colors? For little ones, try bouncing them on your knees to the rhythm of all the neon colors you can think of!</div>
<div>Make a giant heart for your library or librarian. Take it to them the next time you visit and tell them why you love your library!</div>	<div>Today's color is brown</div> <div>Can you do the <i>Teddy Bear</i> action rhyme? For young ones, try bouncing them up and down and clapping hands.</div>	<div>The color of the day is white</div> <div>Make little snow men out of white cotton balls and practice your counting.</div> <div>What are your favorite things that are white?</div>	<div>Today's color is black</div> <div>Together play the <i>Miss Mary Mack</i> hand rhyme. For young ones, just try clapping hands together.</div>	<div>The colors for today are silver and gold</div> <div>Do you remember the friendship song from December? Sing it together.</div> <div>If you have several people, try singing the song in a round.</div>	<div>Today's color is pink</div> <div>Pigs and piglets are pink. Can you make a paper plate pig family and give them names that start with P?</div> <div></div>	<div>Try and visit the library today!</div> <div>Find as many books with colors as you can.</div> <div>Check out Bill Martin Jr.'s <i>Brown Bear</i>, <i>Brown Bear</i> and Crockett Johnson's <i>Harold and the Purple Crayon</i>. Read them out loud together.</div>
<div>Make Valentine cards together</div> <div>Give them to people in your family or to your friends.</div> <div></div>	<div>The colors of the day are orange and black</div> <div>Can you think of an animal that is orange and black? Give a name to the animal and then tell a story about the animal. If you can, draw a picture to go with your story.</div>	<div>Today you get to pick the color of the day!</div> <div>Point out things with your color. Help your child write their name using their favorite color. Cut it out and hang it up!</div>	<div>Today's color is plum</div> <div>Little Jack Horner Sat in a corner Eating his Christmas pie. He put in his thumb And pulled out a plum And said "what a good boy am I!"</div>	<div>Today's color is tan</div> <div>Think of all the animals that are shades of tan and brown. Read <i>The Happy Hedgehog</i> by EV Rieu.</div> <div></div>	<div>The color of the day is dark green</div> <div>Talk about all the kinds of trees you can think of and what trees do for us. If you can, take a walk outside to see the trees. If you are indoors, try making up a rhyming game for words that have to do with trees.</div>	<div>Today's color is lavender</div> <div>Have you ever smelled a plant called lavender? There is an old song called <i>Lavender's Blue, Dilly Dilly</i>. Ask if anyone knows the song. Sing a few verses together.</div>
<div>Make paint</div> <div>You can use: A sprinkle of drink mix like Kool-Aid and water, or shaving cream, cold cream, or yogurt and food coloring. You can use fingers or brushes and make a rainbow! Talk about when you see a rainbow.</div>	<div>Today's colors are crimson and gold</div> <div>Let's make a baggy fish! Take a brown paper bag and fill it with newspaper. Tie the end of the bag with a twist tie or rubber band. Cut the end part into two fins. Then decorate your fish using crimson and gold.</div>	<div>The color of the day is lime green</div> <div>Talk about all the things that grow! How many are lime green?</div>	<div>Can you make a butterfly out of shades of purple?</div> <div>Try making different shades of purple paint and then paint some butterflies.</div>	<div>The color for the day is navy blue</div> <div>Spend some time looking through magazines or books and seeing all the things that are navy blue. What is your favorite? Talk about why this shade of blue is called navy blue.</div>	<div>Today's color is red</div> <div>Take a walk and collect pine needles or pine straw. When you get back, dip the pine needles in red paint (see ideas at beginning of the week) and use them to paint a picture.</div>	<div>The colors today are black and white</div> <div>Spend time cutting up a newspaper or magazine looking for black and white letters. Glue onto paper or a paper plate for your very own name plate.</div>
<div>Make bubbles with dish soap and water</div> <div>What colors are your bubbles?</div> <div>Sing a song about bubbles while you play in the tub.</div>	<div>Today's color is yellow</div> <div>Think of all the flowers which might be yellow or have yellow in them. Did you know the state flower of South Carolina is a Yellow Jessamine? Have you ever seen one?</div>	<div>Love Your Library Month!</div> <div></div>	<div>Bake for Family Fun Month</div> <div></div>	<div>South Carolina Spotlight: Tom Feelings</div> <div>Tom Feelings was an award-winning visual artist and illustrator of children's books. Originally from New York, he lived around the world including Columbia, SC where he taught Art at the University of South Carolina. It was during that time he published <i>The Middle Passage</i>, one of his most well-known books and the 1996 Coretta Scott King Award winner. In his own words, Feelings said, "When I am asked what kind of work I do, my answer is that I am a storyteller in picture form, who tries to reflect and interpret the lives and experiences of the people who gave me life." You may want to read his Caldecott Honor books — <i>Moja Means One: A Swahili Counting Book</i> and <i>Jambo Means Hello: A Swahili Alphabet Book</i>. Mr. Feelings passed away in 2003.</div>		



BOOKS TO READ!

The Fall of Freddie the Leaf by Leo Buscaglia
Snowflake Bentley by Jacqueline Briggs Martin
The Snowy Day by Ezra Jack Keats
Spring is Here by Lois Lenski
The Seasons of Arnold's Apple Tree
by Gail Gibbons
Leaf Man by Lois Ehlert
Mushroom in the Rain by Mirra Ginsburg
Round the Garden by Omri Glasir
Snow by Uri Shulevitz

Rain by Manya Stojic

In the Small, Small Pond by Denise Fleming
Lionel in the Summer by Stephen Krensky
One Hot Summer Day by Nina Crews
Canoe Days by Gary Paulsen
Red Leaf, Yellow Leaf by Lois Ehlert
One Mitten by Kristine O'Connell George
Cold Little Duck, Duck, Duck
by Lisa Westburg Peters
Countdown to Fall by Fran Hawk
A Winter's Tale: An Original Pop-up Journey
by Robert Sabuda

Eternal Hide-and-Seek

Night steals behind the trees.

Sun drops down, spins around,
wins the game at dawn.

—Linda Lucas Walling

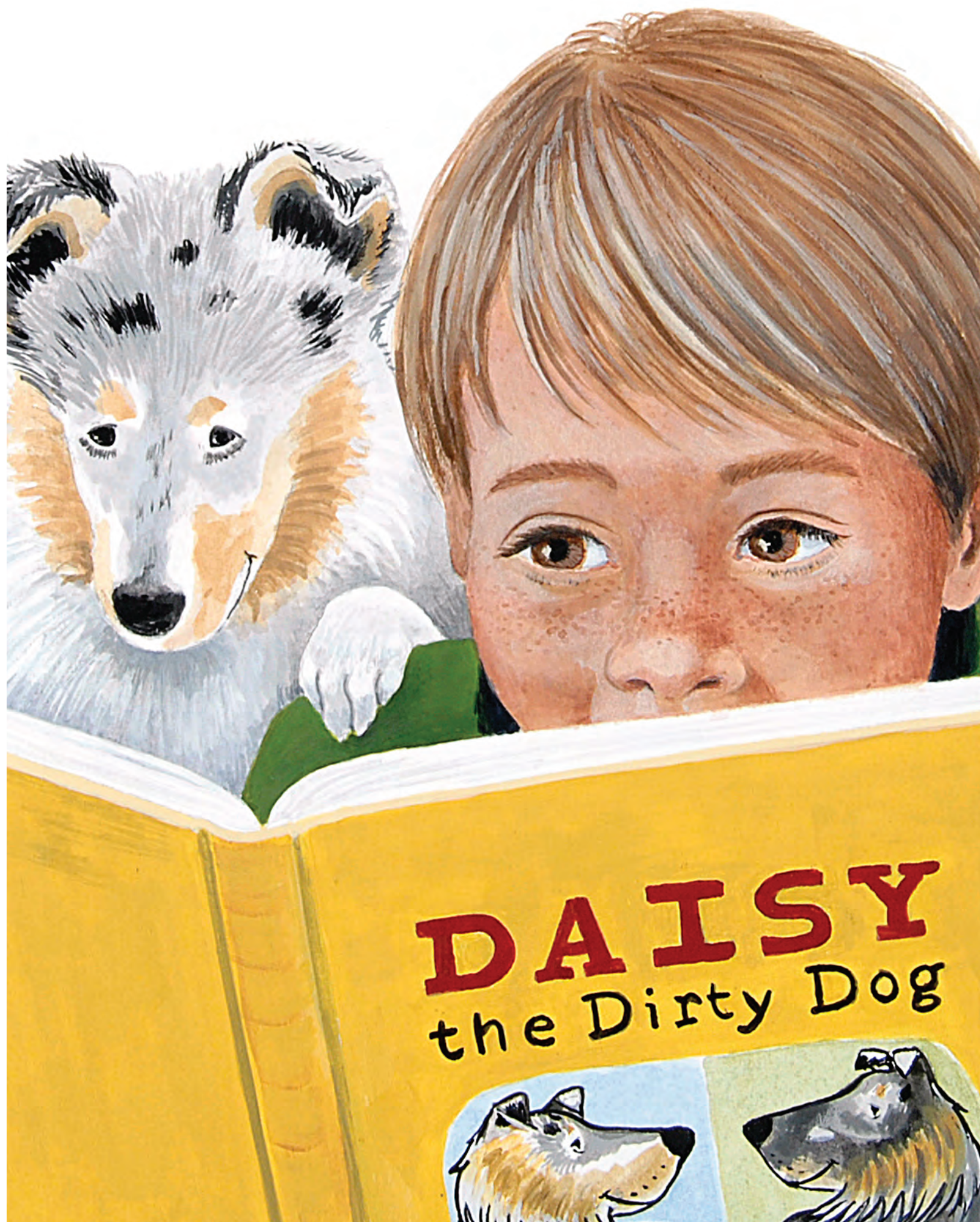
Around the State

Patchwork Tales Storytelling Festival, Rock Hill (York County)
Lowcountry Cajun Festival, Charleston (Charleston County)
Jamboread Family Reading Festival, Spartanburg
(Spartanburg County)
Hummingbird Festival, Woodford (Orangeburg County)
South Carolina Book Festival, Columbia (Richland County)
Aiken Farm Festival, Aiken (Aiken County)

March: Seasons

Congaree National Park is located about 20 minutes from Columbia and offers guided tours, canoeing, kayaking, hiking, and picnic facilities. There are also children's activities including crafts and games. To the east, you'll find **Lee State Natural Area** located in Lee County. Nestled in a floodplain forest along the designated state scenic Lynches River, visitors can participate in many outdoor activities exploring the nature trails, artesian springs, millponds, and sandhills. Deer, raccoons, and red foxes are among the permanent residents. Both parks are free of charge and wonderful places for families to explore!

Sunday	Monday	Tuesday	Wednesday	Thursday	Friday	Saturday
<div>Cook your favorite meal together. Talk about why it is your favorite.</div> <div></div>	<div>Teach your child that there are four seasons. Help them learn the names of each one and what it looks like as the seasons change.</div>	<div>Soak a cotton ball with water and put a popcorn kernel in it. Place in a paper cup and cover with plastic wrap. Secure with rubber band. Put it in a window where it will get sun. Check every day to see if the seed has sprouted. Talk about how plants grow.</div>	<div>With your child, pretend to be baby birds or other animals born in the spring.</div> <div></div>	<div>Trace the hands of those in the home to make the outline of mittens. Color them all different colors!</div>	<div>Talk about rainy weather and show your child how to use an umbrella. Practice saying and spelling the word umbrella.</div> <div></div>	<div>Kite Day! Make a mini kite with paper, popsicle sticks, and string. Use different colors and tape them to your window. Talk about what you think it feels like to hold a kite and what the wind feels like.</div>
<div>Take a walk outside See what you can find to count: sticks, pieces of flowers that have fallen, leaves, or acorns. Can you see any signs of spring?</div>	<div>Talk about the different clothes you wear each season. Do animals wear clothes? What is your favorite furry animal and why?</div>	<div>Help your child pick out something green to wear. Spend some time talking about shamrocks and things that are connected to St. Patrick's Day.</div>	<div>Mother Goose Time! Rain, rain, go away, Come again another day, Little Johnny wants to play. Rain, rain, go to Spain, Never show your face again. You can also use your child's name and make up hand motions!</div>	<div>Say a word and have your child tell you the opposite (big, small, happy, sad).</div>	<div>Play Simon Says Take turns with your child.</div>	<div>Visit your local library! Pick out some books about the four seasons: Summer, Winter, Fall and Spring! Also bring home some Dr. Seuss books because it's his birthday month!</div>
<div>Talk about daylight savings time and why we "spring ahead" an hour. Have your child help you reset your clocks.</div>	<div>Draw a picture of your favorite season. Share about why it is your favorite!</div>	<div>Find things that are red, orange, or yellow, like leaves in the Fall.</div> <div></div>	<div>Sing a Song of Spring! Tune: <i>Twinkle, Twinkle</i> Spring, spring is coming soon, Grass is green and flowers bloom. Birds returning from the south, Bees are buzzing all about. Leaves are budding everywhere, Spring, spring is finally here!</div>	<div>Make a picture of your family or friends and what you can do outside in the Summer. Draw them, color them, or cut pictures from magazines.</div>	<div>Pretend to be falling leaves! Talk about why leaves fall off the trees.</div>	<div>Talk about how some animals migrate south for the Winter. Explain south by showing your child on a map or globe.</div> <div></div>
<div>Try and have a picnic today at a local park, in your yard, or even inside your house!</div> <div></div>	<div>Pretend it's winter and drink your favorite warm drink. Talk about the fun things you did over the winter.</div>	<div>It's March into Literacy Month Practice your marching!</div> <div></div>	<div>It's Youth Art Month. Create your own piece of art.</div>	<div>Sing a rainy day song! It's raining, It's pouring, The old man is snoring. He got into bed and bumped his head and couldn't get up in the morning.</div>	<div>What seasons do the frogs like? What about butterflies? Pretend to be a frog and a butterfly!</div> <div></div>	<div>Spend some time talking about healthy foods. What is your favorite seasonal food?</div>
<div>Have some fun in the bath. You can talk about all the fun things to do in the water. Make up your own songs about being in the water.</div>	<div>Talk about how the weather changes in each season.</div>	<div>Practice jumping and hopping on one foot. Make up a rhyme as you hop and jump.</div>	<div>Draw a picture of a tree as it goes through all four seasons.</div> <div></div>	<div>Talk about how you feel during the different seasons. What are your favorite things to do each season?</div>	<div>Music in Our Schools Month</div>	<div>Theodore Seuss Geisel was born March 2, 1904.</div>



BOOKS TO READ!

Book! Book! Book! by Deborah Bruss
Max's Words by Kate Banks
Winston the Book Wolf by Marni McGee
Library Lil by Suzanne Williams and Steven Kellogg
Stella Louella's Runaway Book
by Lisa Campbell Ernst
Beverly Billingsly Borrows a Book
by Alexander Stadler
The Boy Who Was Raised by Librarians
by Carla Morris
Library Mouse by Daniel Kirk
The Bird, the Frog, and the Light: A Fable by Avi
Jeremiah Learns to Read by Jo Ellen Bogart
The Wednesday Surprise by Eve Bunting
Petunia by Roger Duvoisin
Amber on the Mountain by Tony Johnston
The Alphabet Tree by Leo Lionni
Thank You, Mr. Falker by Patricia Polacco
The Bee Tree by Patricia Polacco
Read for Me, Mama by Vashanti Rahaman
I Took My Frog to the Library by Eric Kimmel
Fix-it by David McPhail
How to Live Forever by Colin Thompson
The Old Woman Who Loved to Read by John Winch
Wild about Books by Judy Sierra
"L" Is for Library by Sonya Terry
Our Library by Eve Bunting
Library Lion by Michelle Knudsen
The Library by Sarah Stewart
The Shelf Elf by Jackie Mims Hopkins

South Carolina Spotlight: Augusta Baker








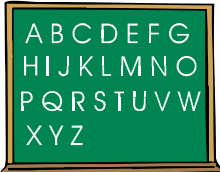

Augusta Baker is one of those names that should be spelled out in dazzling lights in every single children's room in every single library in the United States. Storyteller, author, compiler, activist, and children's librarian, her influence on programming and collection development policies in public libraries is legendary. The stories in her collections are fine examples of "the tellable tale" and her book on storytelling is likely the most influential book on storytelling in libraries ever published. In 1980, Ms. Baker moved to Columbia, SC and served as USC's storyteller in residence for 14 years. Her legacy lives on through an annual storytelling festival in her honor and the connections made with the public library and the university.

Around the State!

Stone Soup Storytelling Festival,
Woodruff (Spartanburg County)
Come See Me Festival, Rock Hill
(York County)
Azalea Festival, Pickens (Pickens County)
Taste of Blackville, Blackville
(Barnwell County)
Rice Festival, Walterboro
(Colleton County)
World Grits Festival, St. George
(Dorchester County)
Annual Historic Pendleton Spring Jubilee,
Pendleton (Anderson County)
Jubilee Arts Festival, Bennettsville
(Marlboro County)

April: Reading

A(ugusta) Baker's Dozen – A Celebration of Stories is a two-day festival held every year in April. The Richland County Public Library in Columbia hosts the festival in honor of master storyteller Augusta Baker. It includes many events for families featuring local and regional storytellers, and other special guests.

Sunday	Monday	Tuesday	Wednesday	Thursday	Friday	Saturday
<div>Read a story and ask your child to tell you what happened at the beginning, middle, and end.</div> <div></div>	<div>Point out the name of the author and illustrator of a book. Talk about what each person does.</div>	<div>Mother Goose Time!</div> <div>Hey diddle diddle The cat and the fiddle, The cow jumped over the moon; The little dog laughed To see such sport, And the dish ran away with the spoon.</div>	<div>What is April Fool's Day?</div> <div>Tell a story about someone who plays a trick or joke.</div>	<div>Turn off the TV day!</div> <div>Spend some time today reading.</div> <div></div>	<div>Can you work on writing your own story together? You can work on it all month.</div>	<div>Find a newspaper or any item with print. See how many words your child can pick out.</div> <div></div>
<div>Use a cookbook to make something new! Try and choose a healthy recipe.</div>	<div>With your child, look at the pictures in a book and guess what happens. Then read it together to see if you were right.</div>	<div>Walk through your house or outside. See if you can find items with the first letter of your child's name.</div>	<div>Find a square, circle, and triangle. Make up some poems or a story about these objects.</div> <div></div>	<div>Have your child draw a picture of their favorite character from a book.</div>	<div>Read to your animal, stuffed animals, dolls, or family! Do you know any fairy tales?</div>	<div>Go to the library to celebrate National Library Week!</div> <div>Check out books about reading, poetry, or some fairy tales.</div>
<div>Read a story and then act it out using puppets, dolls, or stuffed animals.</div>	<div>Point out signs throughout the day and read them together.</div> <div></div>	<div>Draw a large outline of your child's name. Have them color it and tell you each letter.</div>	<div>Read two books to your child before bed. Ask your child about their favorite part of each one.</div>	<div>Practice singing the ABCs. Talk about letters and words.</div>	<div>Write out each letter of the alphabet. Cut them out in squares and tape them to your clothes and body. Call out a letter for your child to peel off of you until they are all gone.</div>	<div>Can you draw a mouse like in Library Mouse?</div> <div></div>
<div>Take a walk and collect leaves, flowers, and other small objects. Make a collage with them when you get home.</div>	<div>Label items in your house. Practice saying the words together.</div>	<div>Create a rhyming poem about a child who learns to read.</div>	<div>Help your child make and decorate a bookmark.</div> <div></div>	<div>Find a book with few words (try Donald Crews.) You tell one version of a story, and let your child tell another.</div>	<div>Sit down as a family and read a story.</div>	<div>Draw or find a picture of your favorite fruit and your favorite vegetable. Make up a funny story about these two!</div>
<div>Find some pictures from a magazine or pamphlet. Lay them out in a row and tell a story about them.</div>	<div>Sing the alphabet song in as many languages as you know. What's your favorite letter?</div> <div></div>	<div>Celebrate Earth Day!</div> <div>Wear something green. Talk about the things you will do to be more Earth friendly today.</div>	<div>Together, make up a poem about visiting the library.</div>	<div>Cut a straw into a few pieces. Let your child tell you a different story about each piece.</div> <div></div>	<div>Celebrate "Day of the Children/Day of the Book"</div> <div>(El día de los niños). Visit your library if they are having a special program.</div>	<div>Put on some music and dance. If you have some jazz music, spend some time listening to it and talk about it.</div>



BOOKS TO READ!

A House for Hermit Crab
by Eric Carle

Brown Bear, Brown Bear, What Do You See? by Bill Martin Jr.

Lola by Loufane Gladys Rosa-Mendoza

The Rainbow Fish by Marcus Pfister

Good Night, Gorilla
by Peggy Rathmann

Sheep in a Jeep by Nancy E. Shaw

Corduroy by Don Freeman

What Do You Do With a Tail Like This?
by Robin Page

The Grouchy Ladybug by Eric Carle

Barnyard Dance by Sandra Boynton

Jamberry by Bruce Degen

Flotsam by David Wiesner

Make Way for Ducklings
by Robert McCloskey

Pat the Bunny
by Dorothy Kunhardt

Gují Gují by Chih-Yuan Chen

The Poky Little Puppy
by Janette Sebring Lowrey

Yertle the Turtle by Dr. Seuss

Walter the Farting Dog by William Kotzwinkle and Glenn Murray

Find the Bird by Phil Roxbee Cox

Piggies by Audrey Wood and Don Wood

Never, Ever Shout in a Zoo by Karma Wilson and Douglas Cushman

Mother Osprey: Nursery Rhymes for Buoy and Gulls by Lucy A. Nolan

At one time, many distinct groups of Native Americans lived in South Carolina with locations across the state still bearing those Indian place names. The Native Americans played an important role in the state's history and many tribes are still active today. The Federal government recognizes the Catawba Indian Nation, and the State of South Carolina recognizes the Pee Dee Indian Nation of Upper SC, the Pee Dee Tribe of SC, the Santee Indian Organization, the Beaver Creek Indians, Waccamaw Indian People, Chaloklowa Chickasaw Indian People, Eastern Cherokee, Southern Iroquois and United Tribes of SC, Natchez Tribe of SC, Wassamasaw Tribe of Varnertown Indians, Pee Dee Indian Nation of Beaver Creek, and the Piedmont Indian Association. There are a total of 30 different tribal entities in the state. The South Carolina Commission on Minority Affairs is the official Indian Affairs Commission for the state and continues to have a Coordinator for Native American Affairs to serve the special needs of the Native groups.

Around the State!

Children's Book Week sponsored by the Children's Book Council

Spoletto Festival, Charleston (Charleston County)

Gullah Festival, Beaufort (Beaufort County)

Kidz Fest, Darlington (Darlington County)

Family Fest, Greer (Greenville County)

Railroad Festival, Central (Pickens County)

Strawberry Festival, Slater (Greenville County)

May: Animals

“I had quite an adventurous childhood growing up in South Carolina. I got trapped in a secret tunnel, was chased by counterfeiters and once I even found a haunted showboat in a deserted bayou. Oh, wait, that was Nancy Drew. But I felt like I was right there with her, shining my flashlight into moss-covered mansions and searching for clues in crumbling walls. Send your kids on the adventure of a lifetime. Open a book.”
— Lucy A. Nolan, South Carolina author of *Mother Osprey* and the *Down Girl & Sit* chapter book series

Sunday	Monday	Tuesday	Wednesday	Thursday	Friday	Saturday
<div><div></div><div>National Egg Month</div></div> <div></div>	<div><div></div><div>National Barbecue Month</div></div> <div></div>	<div><div></div><div>National Bike Month</div></div> <div></div>	<div><div></div><div>Mother Goose Day</div></div> <div></div>	<div><div></div><div>World Turtle Day</div></div> <div></div>	<div><div></div><div>Children's Book Week</div></div> <div></div>	<div><div></div><div>March and sing: <i>The Bear Went Over the Mountain</i> and <i>The Ants Go Marching!</i></div></div>
<div><div></div><div>Make an animal collage</div></div> <div>Cut out pictures of animals or draw some pictures and paste them on a big piece of paper.</div>	<div><div></div><div>Count the number of different animals you can find on packaging, clothing, or other things in your home.</div></div>	<div><div></div><div>Sing <i>This is the Way the Farmer Rides</i></div></div> <div>This is the way the farmer rides, the farmer rides, the farmer rides. This is the way the farmer rides, So early in the morning.</div>	<div><div></div><div>Play leap frog with your child. Talk about why it is called leap frog!</div></div>	<div><div></div><div>Write out the alphabet. Help your child think of an animal for each letter of the alphabet.</div></div>	<div><div></div><div>Do you know any animal rhymes? Think about monkeys, ducks and frogs and sing some together.</div></div>	<div><div></div><div>Get out your salt dough and make some animals or insects.</div></div>
<div><div></div><div>Help your child make a card for Mother's Day — you can include grandmothers or godmothers, or friends' mothers.</div></div>	<div><div></div><div>Sing <i>The Itsy Bitsy Spider</i> with your child. Do the hand motions. Talk about how spiders spin webs.</div></div> <div></div>	<div><div></div><div>Our state bird is the Carolina Wren and the state dog is a Boykin Spaniel. Draw a picture of what you think these look like.</div></div>	<div><div></div><div>Pretend to be big zoo animals and little zoo animals.</div></div> <div></div>	<div><div></div><div>Together, make a list of animals found in words like coward, catastrophe, or crabby.</div></div>	<div><div></div><div>Take a walk and see if you can see any butterflies. Can you tell a story about what you think they are doing?</div></div>	<div><div></div><div>Can you visit the library? Check out books and music about animals. Also look for books by Mo Willems.</div></div>
<div><div></div><div>Make a poster about insects and bugs. Don't forget to include colorful ones like ladybugs and butterflies.</div></div>	<div><div></div><div>Let's pretend. Start with E words: elephants, eagles, and eggs. Can you think of others?</div></div>	<div><div></div><div>Together, write a poem about your pet or what your favorite animal does all day.</div></div>	<div><div></div><div>Sing <i>Old MacDonald Had a Farm</i>. Sing as many animals as you can think of!</div></div>	<div><div></div><div>Make up a fingerplay to <i>The Quiet Mouse</i>. Once there lived a quiet mouse. He lived inside a quiet house. When all was quiet as could be OUT POPPED HE!</div></div>	<div><div></div><div>Practice the sounds that animals make. What's your favorite?</div></div> <div></div>	<div><div></div><div>Mother Goose Time!</div></div> <div>Dickery, dickery, dare, The pig flew up in the air: The man in brown, Soon brought him down, Dickery, dickery, dare. Make up some hand motions!</div>
<div><div></div><div>Draw a picture of a turtle and tell a story about it.</div></div> <div></div>	<div><div></div><div>Dance to songs with animals in the title like <i>Hound Dog</i> or <i>The Lion Sleeps Tonight</i>.</div></div>	<div><div></div><div>Take turns pretending to be different animals and guess which animal the other person is pretending to be!</div></div>	<div><div></div><div>The man who wrote <i>The Wizard of Oz</i> was born this month. Draw a picture of the lion!</div></div>	<div><div></div><div>What animal would you be and why?</div></div>	<div><div></div><div>Read some animal books...maybe <i>Head to Toe</i> or <i>The Very Hungry Caterpillar</i> by Eric Carle.</div></div>	<div><div></div><div>Talk about how eggs come from chickens. Decorate an egg with markers. Don't forget to use it before it spoils!</div></div>
<div><div></div><div>Make thumb print animals!</div></div>	<div><div></div><div>Talk about the names of baby animals: kitten, puppy, lamb, colt, etc.</div></div>	<div><div></div><div>Enjoy some milk today and talk about cows!</div></div>	<div><div></div><div>What animals live in the jungle? Do you know what sounds they make?</div></div> <div></div>	<div><div></div><div>Use a paper bag to make a tank and then draw fish for your tank. Talk about how fish breathe in water.</div></div>	<div><div></div><div>Pretend to be dogs and cats with your child. What kind of sounds do these animals make?</div></div>	<div><div></div><div>Play <i>Which is Bigger?</i> using animals.</div></div>