

Please Read & Respect My **TERMS OF USE**

1. By buying or downloading this resource, you have obtained a single lifetime license for [you and only you to use](#) this resource. It can be used for all of your classrooms and online learning as long as you are uploading onto [private/password protected websites or servers](#) that are not available for public viewing.
2. You [cannot distribute this link or resource](#) to other teachers or upload it onto any other online sharing platform.
3. You [may not use any text or images](#) found within this resource to make commercial resources of your own.

CLICK HERE

for the [WORKSHEET](#)
in Google Slides.

CLICK HERE

for the [ANSWER KEY](#)
in Google Slides.

Failure to comply to the terms of use is a copyright infringement and a violation of the Digital Millennium Copyright Act (DMCA).

Created by Anh-Thi Tang
Copyright © 2019 - present
Tangstar Science
All rights reserved by author.

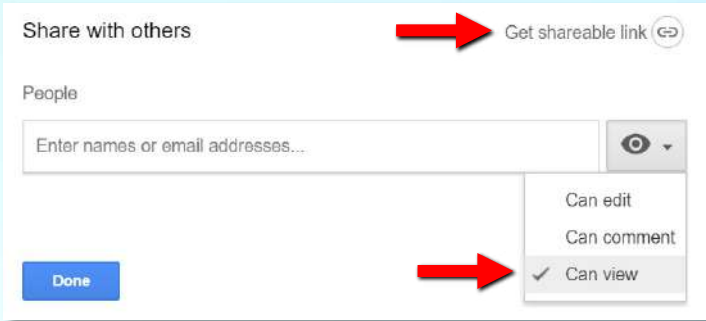


How to distribute to your students
 if they have Google Drive.

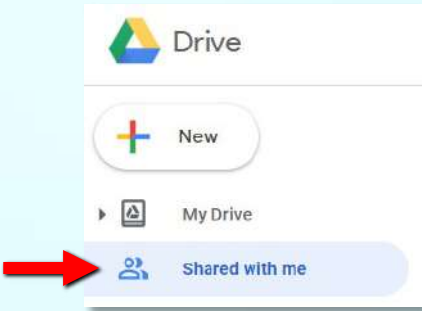
- Once you have copied your file, it will open.
 When you want to share the file with students, click the [Share button](#) in the upper right-hand corner of your screen.



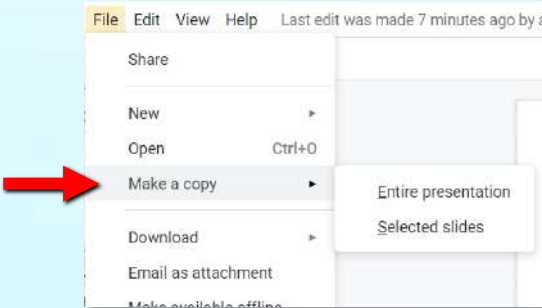
- A box opens asking you to share with others. Make sure you set it to [Can view](#) so that students can't edit your original copy. Then click [Get shareable link](#). Distribute this link to your students.



- Once students are notified of the new document, they will find it in their Google Drive. When they click on [Shared with me](#) they will find the document.



- When they open the document, they will need to go to [File](#) and click on [Make a copy](#). This way they can have an editable copy for themselves in their own drive, otherwise they will not be able to type in the text boxes.



If you need more direction, click on
 this link to [Google Support](#) services.