



New Hope Elementary School

Lowndes County School District



199 ENLOW ROAD
Columbus, MS 39702



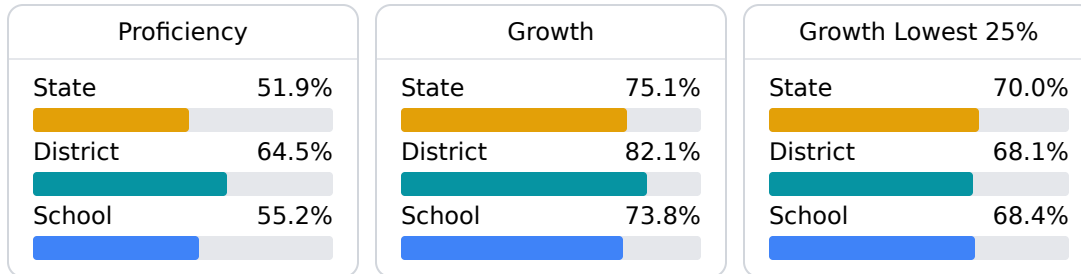
ANGELA WILCOX
angela.wilcox@lowndes.k12.ms.us

School Accountability Grade Components

Mississippi's accountability system assigns "A" through "F" letter grades for schools and districts. Grades are based on student achievement, student growth, student participation in testing, and other academic measures.

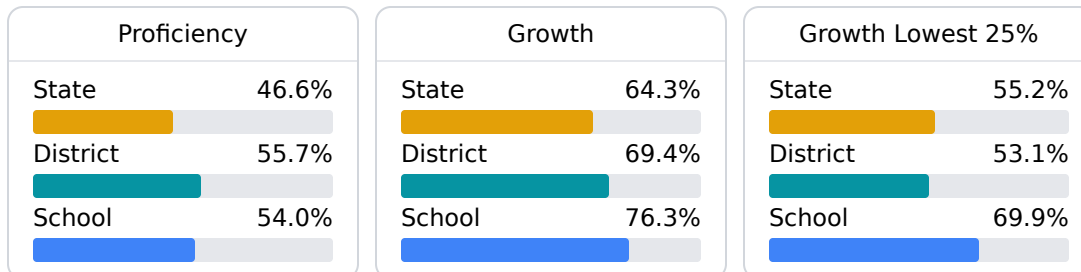
Math

Measurements of student performance on the statewide math assessment.



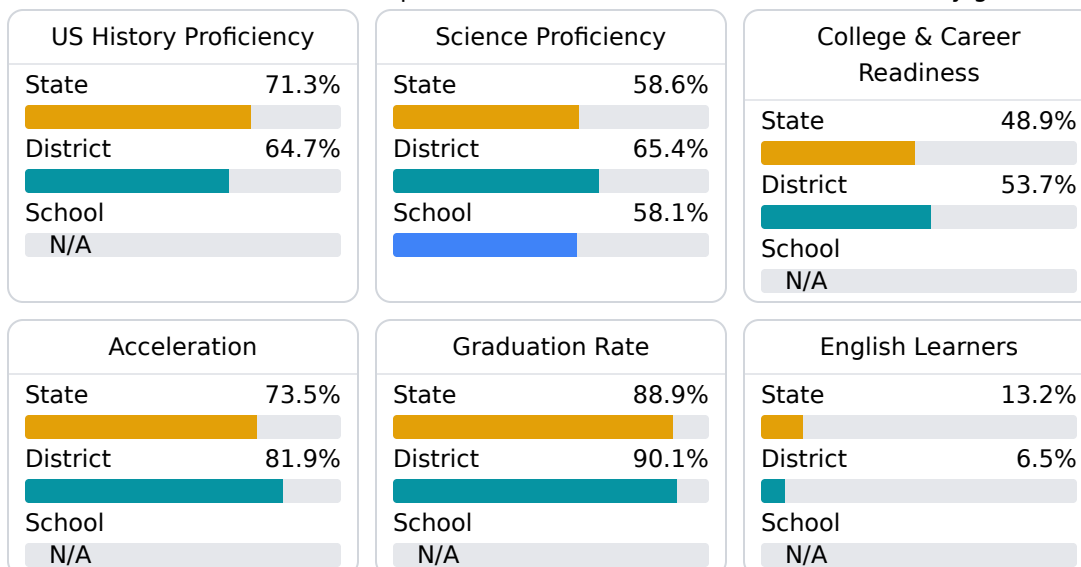
English

Measurements of student performance on the statewide English language arts (ELA) assessment.



Other Measures

Other measurements of student performance that factor into the accountability grade.



Teacher Data

83.1

Teachers



64.7%

Experienced Teachers

0.0%

Provisional Teachers

99.8%

In-Field Teachers

Detailed Assessment and Other Data

Student Performance

The following information shows each level of student performance on statewide assessments.

Math

Level 1	Level 2	Level 3	Level 4	Level 5
State 0-10%	State 11-20%	State 21-30%	State 31-40%	State 11-20%
District 0-10%	District 0-10%	District 21-30%	District 41-50%	District 21-30%
School 0-10%	School 11-20%	School 31-40%	School 31-40%	School 21-30%
Minimal	Basic	Passing	Proficient	Advanced

English

Level 1	Level 2	Level 3	Level 4	Level 5
State 8.3%	State 17.0%	State 29.7%	State 29.3%	State 15.7%
District 0-10%	District 11-20%	District 21-30%	District 31-40%	District 11-20%
School 0-10%	School 11-20%	School 21-30%	School 31-40%	School 11-20%
Minimal	Basic	Passing	Proficient	Advanced

Science

Level 1	Level 2	Level 3	Level 4	Level 5
State 11.4%	State 11.9%	State 20.8%	State 33.6%	State 22.3%
District 8.2%	District 9.1%	District 20.2%	District 36.9%	District 25.6%
School 8.7%	School 9.2%	School 24.1%	School 37.4%	School 20.5%
Minimal	Basic	Passing	Proficient	Advanced

Student Assessment Participation

99.8%

English Participation

99.8%

Math Participation

99.5%

Science Participation

Discipline

Other Data



12.8%

Chronic Absenteeism



\$10,044.58

Per-Pupil Expenditure