

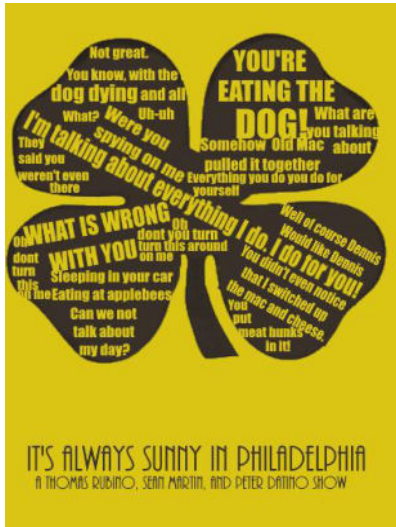


Scene ReEnactment Media Video



This is a culminating activity so final films should demonstrate proficiency and reflect students best work in the following areas:

Critical Thinking:

- The scene selected is appropriate for presenting characters, their dreams, and themes of the movie or show completely.
- The dialogue moves the scene forward to meet the movie's purpose.
- **The clip is rated G, PG, or PG 13.**
- **Film selection must be racially, socially and emotionally tolerant, with no graphic violence, language or sexual content.**
- The scene must include dialogue and the characters must be fully developed.
- Film proposal must be detailed and the reason for choosing the film must be clear
- Each scene should have a beginning, middle, and end. Additionally, scenes should also have a goal, *move the story forward*, and present an emotional shift for at least one of the characters.
- Every scene must be infused with purpose and exciting in its own right.

Genre:

- Demonstrate, recognize and understand the elements of the film's Genre.
- Genre is used to group various types of art according to a predictable range of features and expectations. Each Genre has its own structure allowing for creativity, provides key elements for an audience to recognize, and allows for viewers expectations to be met.
- Typical genre conventions:
 - Narratives (storylines): structure of the story/character types
 - Elements: lighting/costumes/props etc.
 - Themes: good vs. evil/crime and punishment/achieving goals etc.

Scene ReEnactment Media Video

Pre-Production/Production:

- Reverse Storyboard is thorough and detailed
- Camera work (cinematography)
- Lighting



- **Audio/ Sound (script and music):** [MUSIC RANDOMLY DOWNLOADED FROM THE INTERNET IS NOT ACCEPTABLE]. If the music is key to the scene then you must find the original score.
- **Set design/location[s]:** are well chosen and clearly thought out
- **Actors:** (wardrobe; props; makeup; body language; expressions are in line with original film)
- **Accuracy:** Characters and events presented are accurate and presented in detail

Cinematography

- Camera and sound work, scene setup and editing are representative of all knowledge learned during the semester and that reflects that which is in the scene

Post production:

- Demonstration of Effective use of software:
- Editing, Special Effects [as needed], Titling, Credits
- Movie poster is a clear indicator of both Genre and the Film Scene being re-enacted.

Criteria:

1. Your film must also have a clear BEGINNING, MIDDLE, and END and must last a minimum of 1 ^{1/2} minutes to an approximate length of 3 minutes
2. All films must have a Title screen which includes the Title of the Clip as well as the Title of the Movie, and a Credits screen. Titles in between depending on your film.
3. Demonstrate outstanding camera work, script development, acting and use of prop/costumes and editing skill.

Scene ReEnactment Media Video

Movie Poster:

- Each group must submit a movie poster for their film. The possibilities are limitless. The only requirements of the movie poster are:
 - It must be 11 x 17 in PORTRAIT mode at a resolution of 300
 - It may not be a duplicate of posters made for the original movie
 - It must be completed prior to screening.
- Name the **file** the TITLE OF YOUR MOVIE

Some suggestions:

- Closely analyze the film, making your reverse storyboard as detailed as possible. Find a copy of the script rather than trying to figure out what they are saying
- Download the original clip on your phone so you have it with you when you are shooting
- Use tripods, Slide, and Crane as needed
- Keep shots slow and steady
- Apply the rule of 5 seconds of pre-roll before each scene begins (5,4,3,2,1 Action)
- Film and re-film scenes to get ideal clips
- Bring props and leave them here (I'll be happy to store them)

Schedule:

Research (each person in each group should be researching potential movies to maximize your class time).	(1 Block) 1/4
Scene Proposal Pre-Production/Reverse Storyboard Conference	(1 Block) 1/4 (1 Block) 1/6 1/6, 1/10
Script/Storyboard: Conference	(1 Block) 1/10, 1/12
Shoot	(2 Blocks) 1/12, 1/14
Edit Poster DUE	(2 Blocks) 1/14, 1/19,
Screen/Movie Review	(1 Block) JANUARY 21

JANUARY 21 IS THE LAST DAY OF THE QUARTER.

Do not wait until the last minute to find a film clip!