



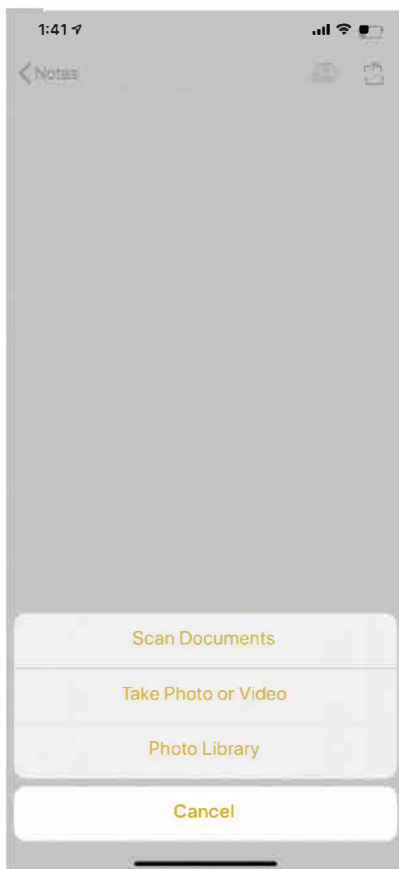
A mobile device can be used as a scanner to save documents.

### For Apple devices

1. Open a new Note in the Notes App



2. Tap the Camera button and select the option to Scan Documents



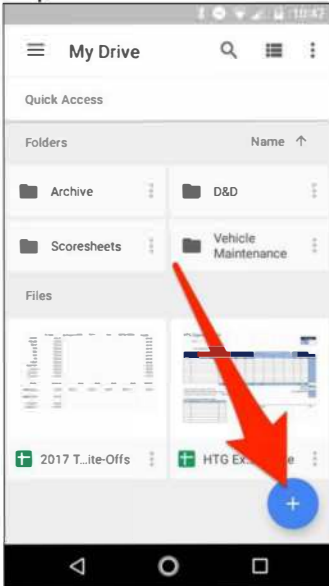
- 3.

### From an Android Device

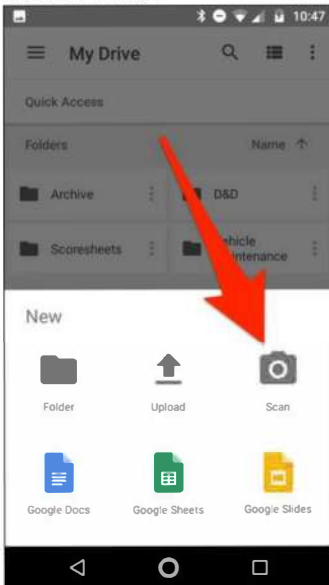
1. Open the Google Drive App



2. Tap the + button in the lower right corner of the home screen



3. Select Scan



4. If prompted, Allow permission for Drive to access your camera