

## **SAMPLE PROJECT GUIDELINES**

### **Create Your Own Memes**

You will create two different memes illustrating each of the following concepts:

- Workplace ethics
- Demonstrating social responsibility
- Celebrating diversity


You can make your memes as funny or as serious as you'd like! You will be graded on accuracy of content related to the chapter concepts and not on whether or not your meme is funny. However, the image and message in your meme should match.

Use Google Drawings, Google Slides, or another platform that you are comfortable with to create your memes. You should insert the image into your document and then use a text box to type over your image.


Here is an example of a meme I created:




For your convenience, I have included blank meme pictures on the following pages that you can copy and paste into your meme document (either a Google Drawing, a Google Slide Deck, or whatever else you want to use). However, you can also use your own meme images.














































JAKE-CLARK.TUMBLR

