



Teacher at the beach Terms of Use

Thankyou for your support and interest in my roll a scary story resource. It means a lot to me! I really want all teachers to have access to quality resources to help teachers and students.

This product is creative property of Teacher at the beach and cannot be resold or distributed. Roll a scary story cannot be used for new products or promotions. You may use this resource for personal use.

Font is PBCreamandSugar by A Perfect Blend

<https://www.teacherspayteachers.com/Product/Perfect-Blend-Fonts-Volume-Two-2566859>

All graphics are sourced from Flaticon

<https://www.flaticon.com/home>

Thank you for downloading and enjoy! Remember to follow me for updates of this product and additional products at my TpT store:

<https://www.teacherspayteachers.com/Store/Teacher-At-The-Beach>



ROLL A STORY









HAUNTED HORROR STORY



Instructions

1. Roll dice and match the number you roll with the number on the chart.
2. Find what item matches your number (1st Roll) and write it on the story plan.
3. Roll again and repeat steps one and two using the next roll (2nd roll).
4. Continue until you have finished your story plan.
5. Time to write a haunted horror story.

	1 st Roll	2 nd Roll	3 rd Roll	4 th Roll	5 th Roll
	Main Character	Side Character	Time	Place	Problem
	Vampire	Witch	A frosty morning	A graveyard	Someone goes missing
	Boy	Ghost	Crack of dawn	An old ship	A strange sound
	Goblin	Fairy	A long time ago	A Camp site	A full moon
	Monster	Robot	A stormy night	An amusement park	A haunted doll
	Zombie	Werewolf	In the middle of the night	An empty mansion	A haunted mask
	Scarecrow	Girl	In the future	Terror tower	Secret trap door

My Story Plan

Main Character: _____ Time: _____

Second Character: _____ Place: _____

Problem: _____