


CELEBRATE SPRINGTIME



Name: _____ Date: _____

 **What's Your Opinion?**

Do you think that cottontail rabbits would make a good pet? Why or why not?



Name: _____ Date: _____


Oh, That White Cottontail!

With the arrival of spring comes warmer weather, longer days, and many animal sightings. It is fun to spot spring time animals outdoors! Since the Eastern cottontail rabbit is the most common rabbit that inhabits the United States, chances are you will see one hop your way this spring.

There are many species of cottontail rabbits, but the most common is the eastern cottontail rabbit. These mammals can be spotted from Canada to South America, and all across the United States. Cottontails like to live in open spaces, like fields, meadows, and farms. The perfect for home for rabbits would include shrubs so that they can hide from their many predators if needed.

Cottontail rabbits are prey to many common animals. These animals are hunted by owls, dogs, bobcats, and even people, like farmers! Luckily, these rabbits have large back feet that help them leap up to 15 feet away, helping them escape predators. Rabbits run quickly. A rabbits can run up to 18 mph. When faced with danger, rabbits run away in a zig zag pattern. Rabbits run this way to prevent leaving behind a scent trail for their predators. This is a clever way to escape danger quickly.

Rabbits eat grasses and garden plants, such as, berries, peas, and lettuce. Rabbits leave their burrows at dawn and dusk hours to eat, making them crepuscular animals.

 **Glossary**

crepuscular-animals active at twilight

mammals-animals with milk glands

FREE

Thank You!

Thank you for your recent download! I hope you enjoy using it in your classroom with your students. Please note that it is **for use in a single classroom only**. If you would like to copy this product for more than one teacher, please purchase additional licenses available for a discounted price. I love to hear feedback about each of my products. Feel free to email me at thirdgradegiggles@gmail.com to leave feedback, too! It is easy and you can earn TPT credits on future purchases. I look forward to hearing from you!

About the Teacher-Author

★ Jeanine ★



Hi, I'm Jeanine from Think Grow Giggle! I have loved spending the past 17 years in the classroom teaching! I graduated with a bachelor degree in Elementary Education and American Studies. I hold two master's degrees; one in educational technology and one in reading instruction. I am currently teaching 5th graders after spending 16 years teaching 3rd graders. I am certified to be both a classroom teacher and reading specialist. I enjoy living by the beach on Long Island and spending free time with my husband and children.

Terms of Use

© Jeanine Schneider, ThinkGrowGiggle All Rights Reserved

Purchase of this item entitles the purchaser the right to reproduce the pages for use in their own classroom. Duplication for multiple classrooms, grade levels, entire schools or districts, or for commercial use is strictly prohibited without proper consent from the author. Uploading this product fully or partially, to the internet is a violation of *The Digital Millennium Copyright Act*.

You May:

- Use this item for your own classroom.
- Copy this item for use with your students.
- Purchase additional licenses to share.

You May NOT:

- Give/copy this for others.
- Post this in any form on the internet.
- Change any part of this document.

Let's Connect!

Follow me to find out about new products, sales, freebies, and fun teaching ideas!

Blog: <http://www.thinkgrowgiggle.com/>



Beautiful Graphics By:

kimberly
geswein
fonts

kg



You Might Also Like:

LET'S CELEBRATE! 12 DAYS OF SPRING

A Cross-Curricular
Countdown of Activities

spring OPINION WRITING

*Graphic Organizer*Prompts*
*Rubric*Challenge Activity*

RESEARCH PROJECT Endangered Species

a Google™ digital resource

WRITING PROJECT How To Plant A Garden with other prompt options

digital resource Google™

How to Access Digital Spring Reading

Getting Started:

- Make sure that you are logged in to the desired Google account that you will be using when sharing with your students.
- When you click the link, you will be asked to make a copy. Once you have made a copy, you have your own copy of this activity in your Google Drive.
- Make sure you check all the pages to make sure you assign the correct pages for your own students.

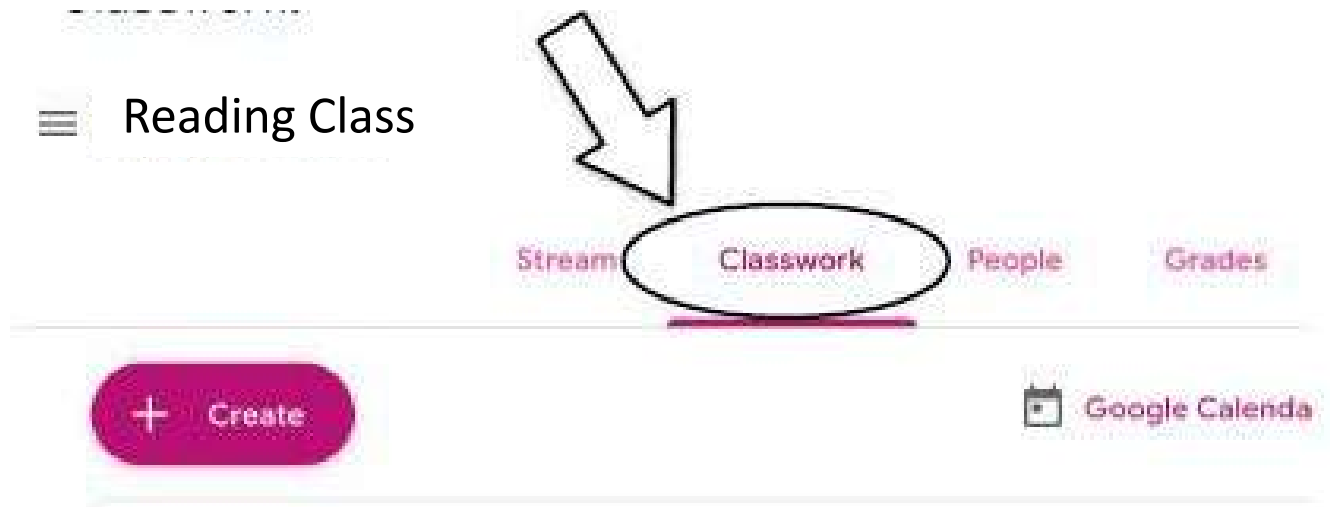
[Spring Reading Comprehension](#)



Assigning to Your Students

In Google Classroom:

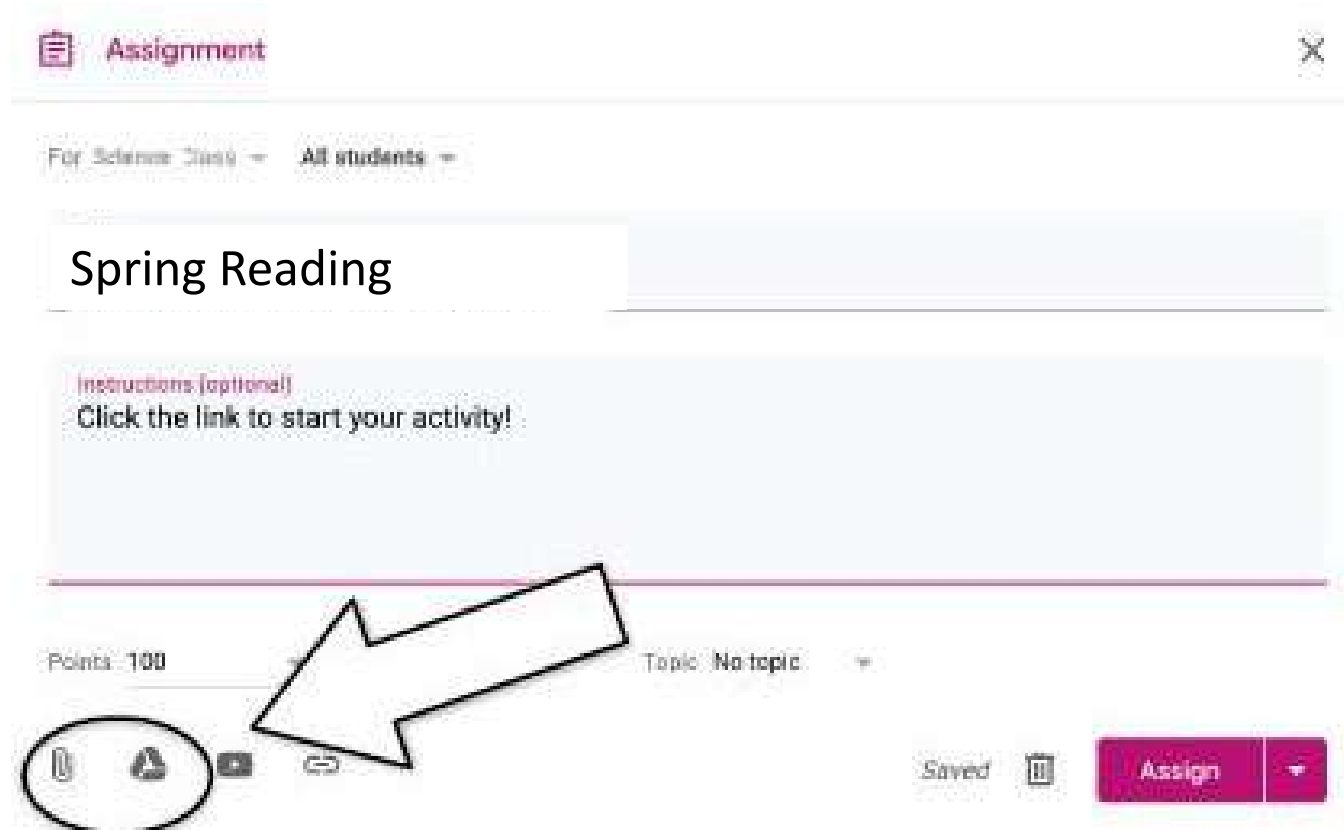
Go to your Google Classroom for your students and go to “Classwork.”



Click the 'Create' dropdown menu and choose 'Assignment.'



Insert the activity by clicking the attachment or Google Drive button and choose any part of the Reading Activity from where you have it saved. Be sure to include a title and instructions for your students.



This screenshot shows the Google Classroom assignment creation page. At the top, there's a header with a list icon and the word "Assignment" in pink, followed by a close button (X). Below this, there are two dropdown menus: "For Science Class" and "All students". The main content area has a title field containing "Spring Reading" and an instructions field with the text "(instructions optional)" and "Click the link to start your activity!". Below the instructions field, there's a "Points" field set to "100" and a "Topic" dropdown set to "No topic". At the bottom, there's a row of icons: a paperclip (attachments), a Google Drive icon, a YouTube icon, and a link icon. The paperclip and Google Drive icons are circled, and a large white arrow points from this circle towards the "Assign" button. To the right of the icons are the words "Saved", a trash can icon, and a pink "Assign" button with a dropdown arrow.

Choose the "Make a copy for each student" option. This allows each student to receive their own copy of the activity to type their work on, and it saves each one into a Google Drive folder just for you! When they're finished, all they have to do is click "turn in!"



This screenshot shows the Google Classroom assignment creation page with the sharing options menu open. The title field contains "Spring Reading" and the file type is "Google Slides". The sharing menu is open, showing three options: "Students can view file", "Students can edit file", and "Make a copy for each student". The "Make a copy for each student" option is circled, and a large white arrow points from this circle towards the "Assign" button. The "Assign" button is pink and has a dropdown arrow.

ANSWER KEY

Oh, That White Cottontail!

Read each statement. Then decide if each statement is a fact or an opinion. Move the marker under "fact" if the statement is a fact or move it under "opinion" if it is an opinion.

Fact

Opinion

The perfect home for rabbits would include shrubs, so that they can hide from their many predators, if needed.		X
These rabbits are hunted by owls, dogs, bobcats, and even people like farmers	X	
Rabbits eat grass and garden plants such as, berries, peas, and lettuce.	X	
It is fun to spot spring time animals outdoors.		X
These quiet creatures are very social and affectionate.		X