

Name _____

_____ page

_____ page

different

different

same

Which Tree? • Level E • 1

Same: _____

Different: _____





Instructions: Have students choose two different trees from the book. Have them write the page numbers at the top of the Venn diagram. Then, have students list how the trees are different in the outer circles and how they are the same in the middle where the circles overlap. Last, have them write about how the trees are the same and different on the lines provided.

Skill: Compare and Contrast

Name _____

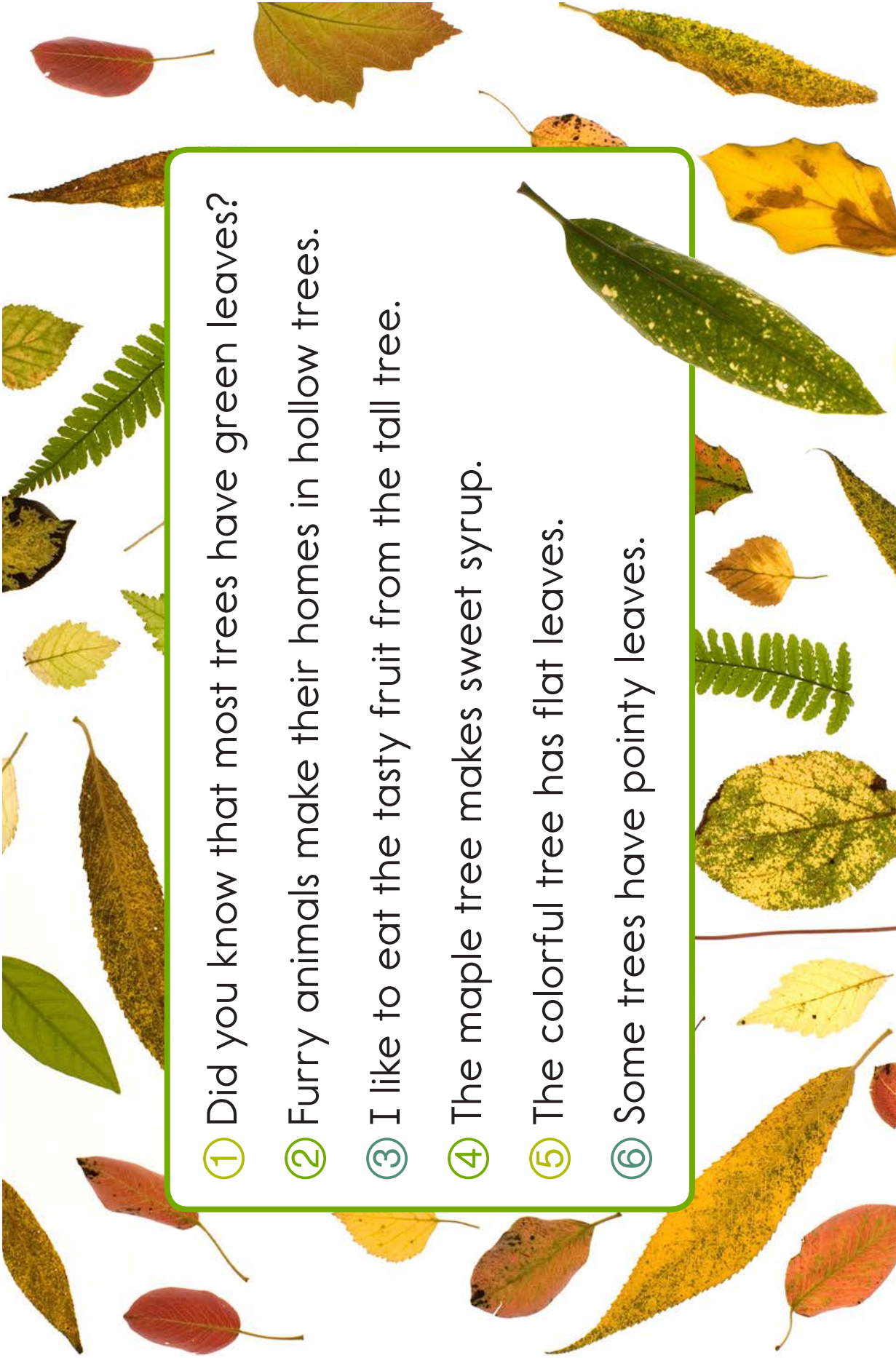


tr



Instructions: Name the pictures in each row with students. Have students color the pictures that begin with *tr*. Then, have them write *tr* on the line under the pictures that begin with the letters *tr*.

Name _____

- 
- ① Did you know that most trees have green leaves?
 - ② Furry animals make their homes in hollow trees.
 - ③ I like to eat the tasty fruit from the tall tree.
 - ④ The maple tree makes sweet syrup.
 - ⑤ The colorful tree has flat leaves.
 - ⑥ Some trees have pointy leaves.

Instructions:

Read each sentence aloud to students. Have students circle the adjective or adjectives in each sentence and draw a line under the noun it describes.