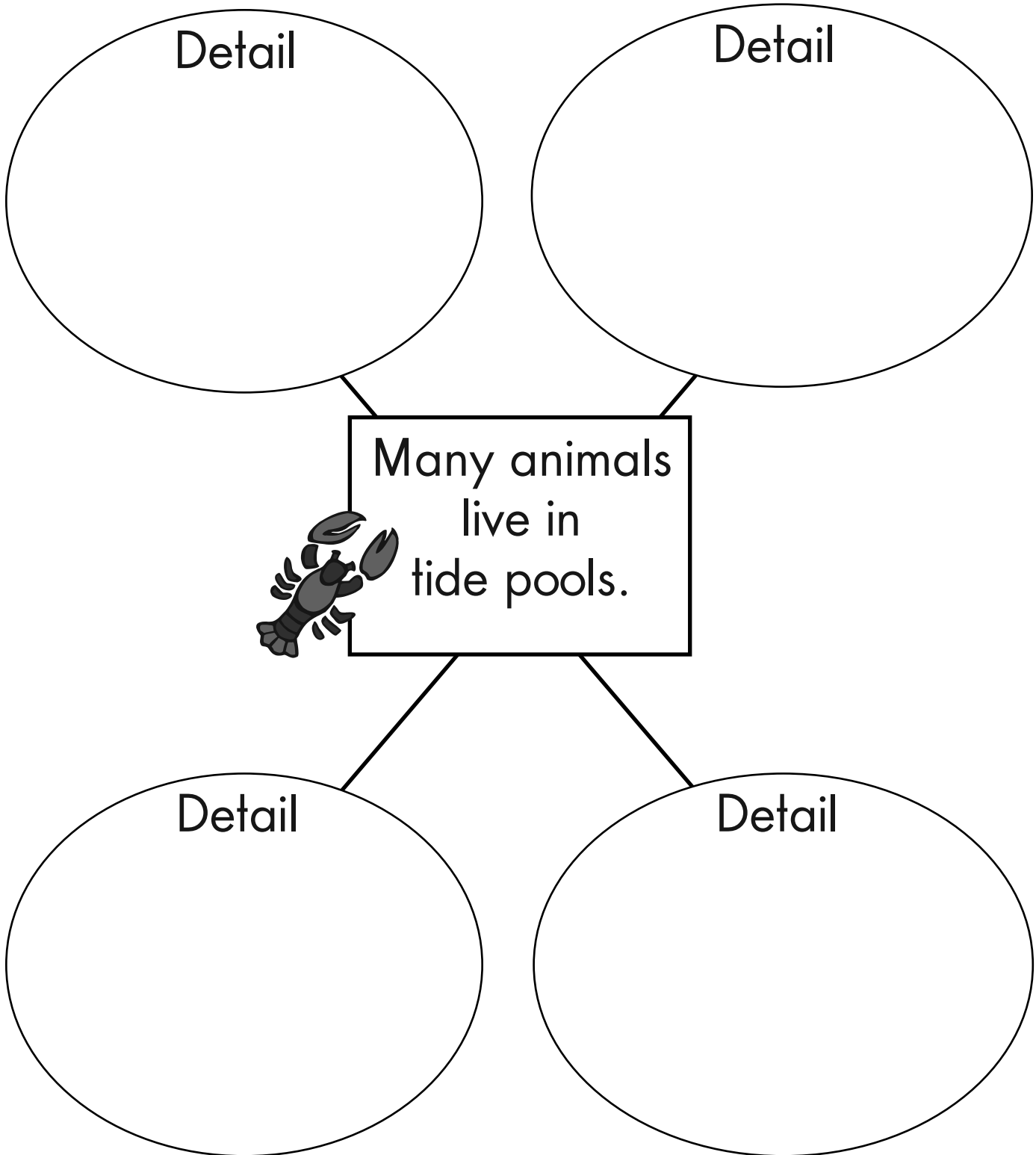
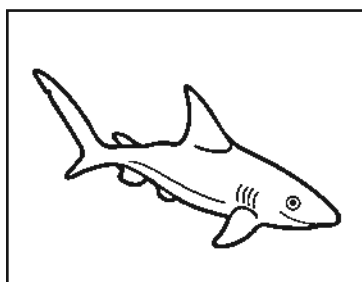
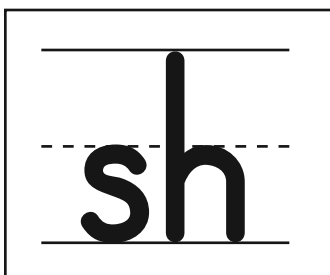


Name \_\_\_\_\_



**INSTRUCTIONS:** Read the main idea with students. Have them draw and label details that support the main idea in each space in each oval.

Name \_\_\_\_\_



\_\_\_\_\_

\_\_\_\_\_


\_\_\_\_\_



\_\_\_\_\_

\_\_\_\_\_


\_\_\_\_\_



\_\_\_\_\_

\_\_\_\_\_

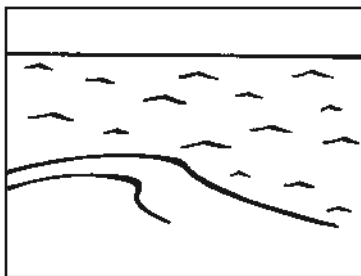
\_\_\_\_\_



\_\_\_\_\_

\_\_\_\_\_

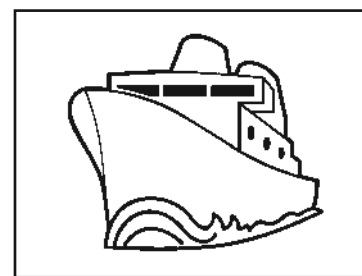
\_\_\_\_\_



\_\_\_\_\_

\_\_\_\_\_

\_\_\_\_\_



\_\_\_\_\_

\_\_\_\_\_

\_\_\_\_\_

**INSTRUCTIONS:** Have students write the consonant digraph *sh* under the pictures that begin with the /sh/ sound.


Name \_\_\_\_\_

!

.

?

1. Tide pools are found on rocky shores \_\_\_\_\_
2. Wow, I see a starfish \_\_\_\_\_
3. Can you see a mussel \_\_\_\_\_
4. Which animal has five arms \_\_\_\_\_
5. A mussel's shell has an oval shape \_\_\_\_\_
6. What shape is a snail's shell \_\_\_\_\_
7. Many animals live in tide pools \_\_\_\_\_
8. It is fun to look for animals in tide pools \_\_\_\_\_



**INSTRUCTIONS:** Read each sentence with students. Have them place either a period, question mark, or an exclamation mark at the end of each sentence. Then have students read each sentence to a partner.