

Name \_\_\_\_\_ Date \_\_\_\_\_

Detail

Detail


We can make old  
things into new things.

Detail

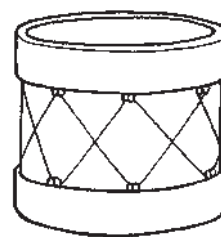

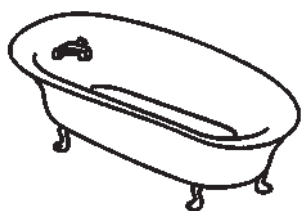
Detail

**Instructions:** Read the main idea to the children. Have the children record the details by drawing a picture in each of the boxes and labelling it with key words.

Name \_\_\_\_\_ Date \_\_\_\_\_




bucket



tb

sn

drum



mg

jg

bg

**Instructions:** Have the children add the letter *u* to complete each word. Then, have the children read the words to a partner.

- ① She plays in the water.
- ② We can make a box into a fort.
- ③ Who is making the sock puppet?
- ④ The paper aeroplane is light.
- ⑤ What can you make with old things?
- ⑥ Bucket drums make loud noises.
- ⑦ I can make new things out of old things.
- ⑧ Can you hear on that telephone made out of cans?



## My Sentence:

---



---



---



---



---



---



---

**Instructions:** Have the children listen and read along as you read the sentences aloud. Have the children circle all sentences that are declarative. Then, have the children write an original declarative sentence on the lines provided.