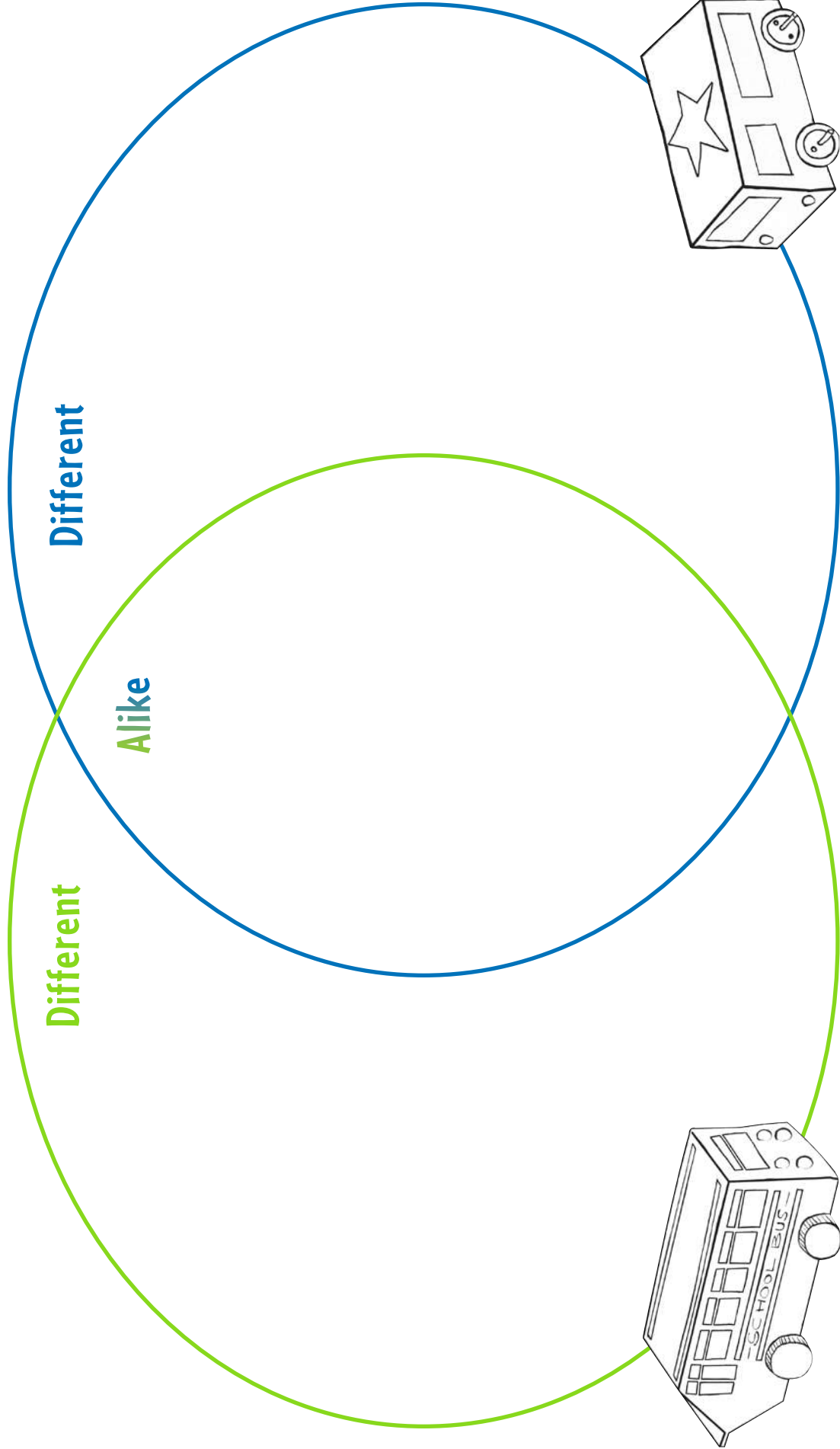



Name \_\_\_\_\_

# School Bus and Car





**Instructions:** Have students draw or write details that tell how the school bus and the car are different in the outer circles. Have them draw or write details that tell how the school bus and the car are alike where the circles overlap.

Name \_\_\_\_\_



Bb



**Instructions:** Identify the pictures in each row with students. Have students color all of the pictures that start with the /b/ sound. Then, have them write the upper- and lowercase Bb on the line under the pictures whose names begin with the /b/ sound.

Name \_\_\_\_\_

- ① The kids built a road.
- ② The driver washed the bus.
- ③ The teacher drove to the store.
- ④ The family played at the park.



## My Sentence:

---

---

---

---

---

---

**Instructions:** Have students circle the subject and underline the predicate in each sentence. Then, have them write an original sentence about the city.