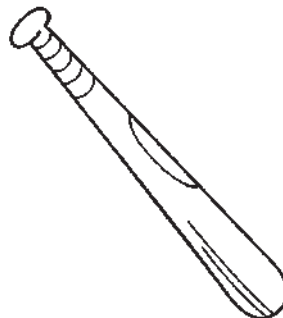



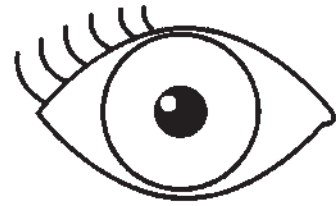


Name \_\_\_\_\_



**Instructions:** Have students draw circles on a piece of paper and label those circles with the groups created by the class. Then have them sort the picture cards into the best classification circle.

Name \_\_\_\_\_



**Instructions:** Name each picture with students. Then have them cut out the pictures and match them into pairs that rhyme. Next, have students choose one of the pictures and think of new words that rhyme with that image. Have students write three or more rhyming words on a separate sheet of paper.

Name \_\_\_\_\_



I LOVE THE EARTH • LEVEL B • 3

\_\_\_\_\_

\_\_\_\_\_

-----

-----

\_\_\_\_\_ see the mountains. \_\_\_\_\_ smell flowers.



SKILL: PRONOUN I

\_\_\_\_\_

\_\_\_\_\_

-----

-----

\_\_\_\_\_ love the river. \_\_\_\_\_ climb trees.

**Instructions:** Discuss each picture with students. Have them fill in the blank with the pronoun *I* and read each sentence.

Name \_\_\_\_\_



father



sleepy

happy





dad

stone

glad

rock

tired



**Instructions:** Read the words together as a group. Have students draw lines to connect the synonyms.