

Quality Effort & GPA

Questions about GPA

- ◉ What does quality effort mean when thinking about the work you do for class?
- ◉ What does GPA stand for?
- ◉ What does a GPA show?
- ◉ Why is GPA important?

GPA: Grade Point Average

- ◉ What is it? An average of overall academic performance, usually calculated on a 0-to-4 point scale.
- ◉ Why does it matter? It's a very important criteria colleges look at when they decide to accept you, and/or give you scholarship money.
- ◉ How does it relate to work? Employers will use it to judge your application. How hard you work at school is a good indication of how hard you will work at your job.
- ◉ If you have a low GPA colleges and employers may think you won't work hard in college or in a job!

Calculating your GPA

Name of class	Grade	Points
1. Algebra I	B+	3.33
2. U.S. History	C	2.0
3. Language Arts	B-	2.67
4. Biology	A	4.0
5. Spanish I	B	3.0
6. Personal Fitness	A	4.0
7. AC	P	N/A

Total points 19/total # of classes 6 = 3.166 (this is your GPA)

A	4
A-	3.67
B+	3.33
B	3
B-	2.67
C+	2.33
C	2
C-	1.67
D+	1.33
D	1
D-	.67
E	0
































Average HS GPA range of students who go to ...

- ◉ Wayne State University: 2.5-2.8
- ◉ EMU, Saginaw Valley, Davenport: 2.8-3.2
- ◉ CMU, Alma, Aquinas, Oakland University: 3.3-3.5
- ◉ Hope, MSU, Calvin, GVSU: 3.5-3.8
- ◉ Michigan, Kalamazoo College, Hillsdale: 3.8-4.0

Michigan College Minimum Requirements

Colleges in Michigan: GPA & ACT Tiers

(GPA & ACT Averages of college freshman class based on information found on institutions' websites & www.careercruising.com)

*Open Admissions	Ave. GPA 2.5-2.8 Ave. ACT 16-19	2.8-3.2 18-22	3.3-3.5 21-25	3.5-3.8 23-29	3.8-4.0 29-36
<div>Community Colleges No minimum GPA & ACT requirements.</div> <ul style="list-style-type: none"> Alpena CC Baker College Bay College Delta College Glen Oaks CC Gogebic CC Grand Rapids CC Henry Ford CC Jackson CC Kalamazoo Valley CC Kellogg CC Kirtland CC Lake Michigan College Lansing CC Macomb CC Mid Michigan CC Monroe County CC Mott CC Muskegon CC 	    	        	       	     	  

Reflection

- ◉ What is your current GPA?
- ◉ Does your current GPA match what is expected at your preferred Michigan college or university?
- ◉ Are you satisfied with your GPA?
 - Why or why not?
- ◉ Many scholarships and employers look for a GPA of 3.0 or higher. Will you qualify for these scholarships or jobs?
 - If yes, what have you done well to reach this accomplishment?
 - If no, what can you do to make your GPA higher?
- ◉ What are you going to do from this point forward to make sure your GPA is as high as it can be?