



ACHIEVEMENT TARGETS

PROGRESS RESULTS

Progress Key: = Completed = Significant Progress = Steady Progress = Some Progress

Goal: Rigorous Academics

Reading: We will increase the percent proficient of students in grades K-5 from 74.8% to 85% from May 2017 to May 2018 as measured by FAST.



We will increase the percent proficient of students in 4 year old preschool from 88.24% to 90% as measured by IGDIs (May 2017-May 2018).

Building wide-overall 74% 75% 82.06%
Kindergarten-65.79%, 65% 81.6%
1st grade-77.29%, 82% 81.8%
2nd grade-71%, 77% 82.1%
3rd grade-78%, 79% 82.9%
4th grade-68%, 77% 85.3%
5th grade-58% 70% 79%

Act Aspire: We will increase students scores in all domains by 10% from 2017-2018 as measured by the ACT Aspire.



| Collapsed | 2016-2017 | 2017-2018 | Growth |
|-----------|-----------|-----------|--------|
| English | 53 | 64 | 11 |
| Reading | 11 | 31 | 20 |
| Science | 21 | 41 | 20 |
| Math | 29 | 56 | 27 |

Reading: We will increase the number of students in grades 2-5 in the advanced category from 26 to 36 from April 2017 to October 2017 as measured by Iowa Assessments.












Number of students grades 2-5 who are advanced based on the 2017-18 Iowa Assessments at Madison = 25

Math: We will increase the percent of students in grades 2-5 proficient from 65.9% to 78% as measured by Iowa Assessment given in November 2017.



Percentage of students grades 2-5 who are proficient on the 2017-18 Iowa Assessments in math at Madison = 69.9%



| ACHIEVEMENT TARGETS | | PROGRESS RESULTS | |
|-------------------------------------------------------------------------------------------------------------------------------------------------------------------------------------------------------------------------------------------------------------------------------------------------------------------------------------------------------------------------------------------------------------------------------|------------------------------------------------------------------------------------------------------------------------------------------------------------------------------------------------------------------------------------------------------------------|-----------------------------------------------------------------------------------------------------------------------------------------------------------------------------------------------------------------------------------------------------------------------------------------------------------|--|
| Progress Key:  = Completed  = Significant Progress  = Steady Progress  = Some Progress | | | |
| Goal: Focus on Career Pathways and Development of Engaged Future Community Leaders | Attendance: We will maintain a monthly building average of 96% attendance as measured by monthly attendance data.  | August Attendance-97.3% September Attendance-96.2% October Attendance -96.6% November Attendance-95.3% December Attendance-94.2% January Attendance-93% February Attendance-93% March Attendance-95% April Attendance-96% May Attendance-96% Yearly average is 95.2% | |
| | Attendance: We will decrease chronic attendance by 50% from 22 students in 2016-2017 to 11 students in 2017-18.  | We currently have 1 tier 3 student and 26 tier 2 students. | |
| | Culture and Climate: We will decrease our office referrals (log entries) by 50% (from 372 to 186) as measured in powerschool.  | Office referrals as of: December 13th-70 January 23rd-89 March 20th-110 April 16th-121 May 22nd-150 | |
| | PLCs: During PLC time, teams will analyze CFAs looking at the students who are scoring at 80% and above for enrichment opportunities every 3 weeks as measured by PLC notes.  |  PLC notes | |