

# Today's Topics

---



- Assessment Overview from Fall/Winter mClass administration (K-2)
- Provide feedback on [Draft Vision/Preamble](#) for Child Study Teams and Response to Intervention
- Provide feedback on Draft “Enrichment” presentation for March 30 School Committee Meeting

# Upcoming Dates

**March 21**

Career Technical Education @  
BHS Restaurant

**April 25**

6-12 Social Studies Review

**May 16**

Summer Programming

**June 6**

Curricular Portions of the  
Strategic Plan

PUBLIC SCHOOLS of  
**BROOKLINE**



# K-2 Literacy Assessment: mClass

March 30, 2023

# Goal 2022-2023: Administer mClass



Student Filters: Classed/Unclassed: Official Class Assigned

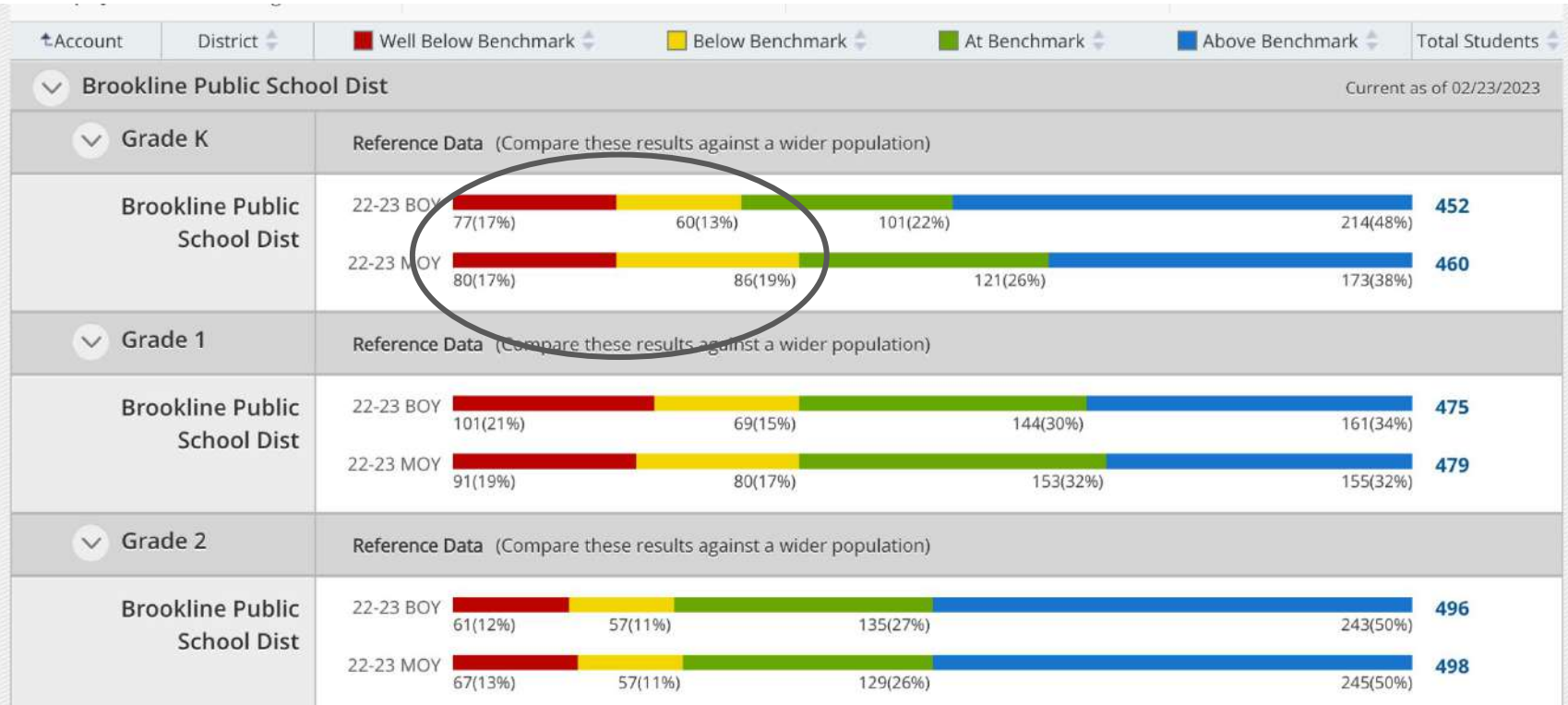
Current as of 02/22/2023

District ▲		25%	50%	75%	Total Students	DIBELS 8th Edition	Not Complete
Brookline Public School Dist	22-23 BOY	<div><div></div></div>			1682	84%	16%
	22-23 MOY	<div><div></div></div>			1682	88%	12%
Brookline Public School Dist							
	Grade K						
	22-23 BOY	<div><div></div></div>			521	87%	13%
	22-23 MOY	<div><div></div></div>			521	88%	12%
	Grade 1						
	22-23 BOY	<div><div></div></div>			544	87%	13%
Grade 2	22-23 MOY	<div><div></div></div>			544	88%	12%
	22-23 BOY	<div><div></div></div>			563	88%	12%
	22-23 MOY	<div><div></div></div>			563	88%	12%

Students are not tested if:




- ELE Level 1 and 2
- have been diagnosed with specific learning disability and progress is monitored with a different tool

# Middle of the Year Assessment



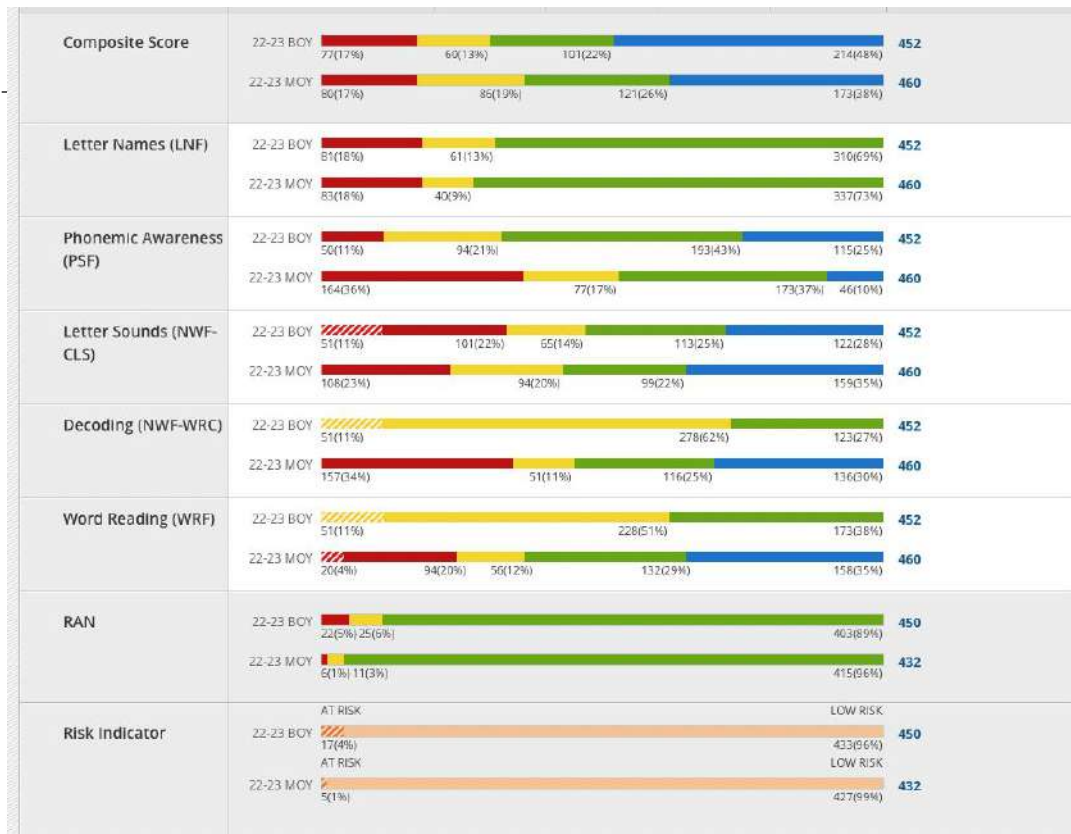
# Data by Subtest: Word Reading



Grade 1	Reference Data (Compare these results against a wider population)
Brookline Public School Dist	22-23 BOY  475
	22-23 MOY  479
Grade 2	Reference Data (Compare these results against a wider population)
Brookline Public School Dist	22-23 BOY  496
	22-23 MOY  498



# Middle of the Year Assessment



# Data by Subtest:



Beginning of Year		Middle of Year	End of Year				Summary
			Composite	Phonemic Awareness PSF	Letter Sounds NWF-CLS	Decoding NWF-WRC	Word Reading WRF
<b>Class Summary</b>  16/23 Students Assessed  7 Not Assessed  0 In Progress	Well Below Benchmark	6% 1 Student	31% 5 Students	19% 3 Students	38% 6 Students	25% 4 Students	
	Below Benchmark	19% 3 Students	25% 4 Students	25% 4 Students	0% 0 Students	13% 2 Students	
	At Benchmark	38% 6 Students	38% 6 Students	25% 4 Students	38% 6 Students	31% 5 Students	
	Above Benchmark	38% 6 Students	6% 1 Student	31% 5 Students	25% 4 Students	31% 5 Students	

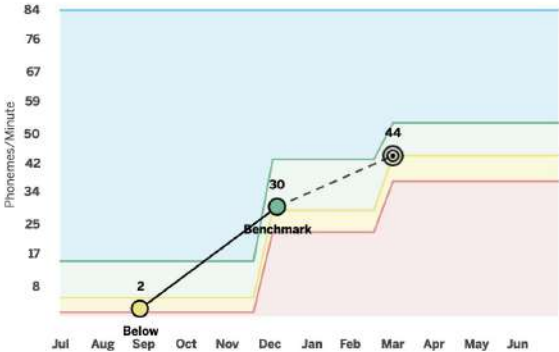


# Phonemic Awareness: Student Level Data



## Phonemic Awareness PSF

🎯 Benchmark Goal: **44** 📍 Custom Goal Set: **44**  
 Custom Goal Set displays if it is different from Benchmark Goal.  
 Click and drag the cursor to zoom in.



Date	Form	Score
01/06/2023	MOY	Goal 29 30 Benchmark
09/28/2022	BOY	Goal 5 2 Below

# Feedback

**Draft Vision/Preamble for Child  
Study Teams/Response to  
Intervention**

**Case studies**

PUBLIC SCHOOLS of  
**BROOKLINE**



# Enrichment in PSB

March 30, 2023

# Enrichment per Week

---

## K-2

Art = 1 x 45 min

Music = 2 x 45 min

P.E. = 2 x 45 min

W.L. = 2 x 30 min

## 3-6

Art = 1 x 45 min

Music\* = 2 x 45 min

P.E. = 2 x 45 min

W.L. = 3 x 30 min (3-5)

W.L. = 3 x 45 min (6)

\*Gr 4-5 = one music,  
one conservatory & Gr  
6 = two conservatory

## 7-8

Art = 1 x 45 min

P.E. = 2 x 45 min

Health = 2 x 45 min

W.L. = 5 x 45 min

Conservatory  
(choice) = 2 x 45 min

The background of the slide features a photograph of two students, seen from behind, standing on a grassy hill and looking out over a cityscape. The student on the left is wearing a blue t-shirt, and the student on the right is wearing a dark hoodie. The city in the background includes a large bridge and various buildings under a clear sky. The text 'Brookline High School' is overlaid on the left side of the image in a large, white, sans-serif font.

# Brookline High School

## **Wide range of offerings**

Are available to students within each content area. Out of 22 minimum credits for graduation

English, Mathematics, Science, Social Studies = 13 credits

World Language = 2 credits

CTE, Perf/Visual Arts, Community Service = 3 credits

Health/Fitness = 1 credits

Student Choice = 3 credits