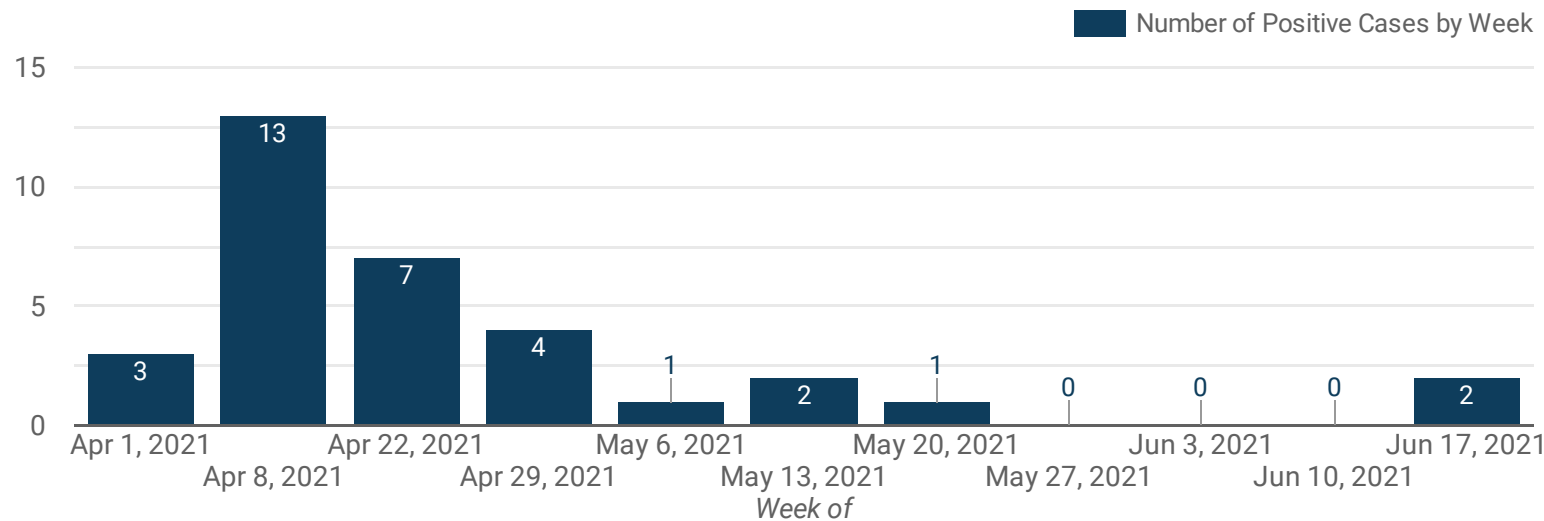


## COVID-19 CASES: DISTRICT DASHBOARD

Dashboard outlines number of positive COVID-19 cases in the PSB school community by week and learning model. For the purpose of this dataset, weeks run **Friday to Thursday**.

Source: Public Schools of Brookline School Health Services Department

### Number of Positive Cases, by Week\*



**TOTAL PSB CASES  
TO DATE\*: 305**

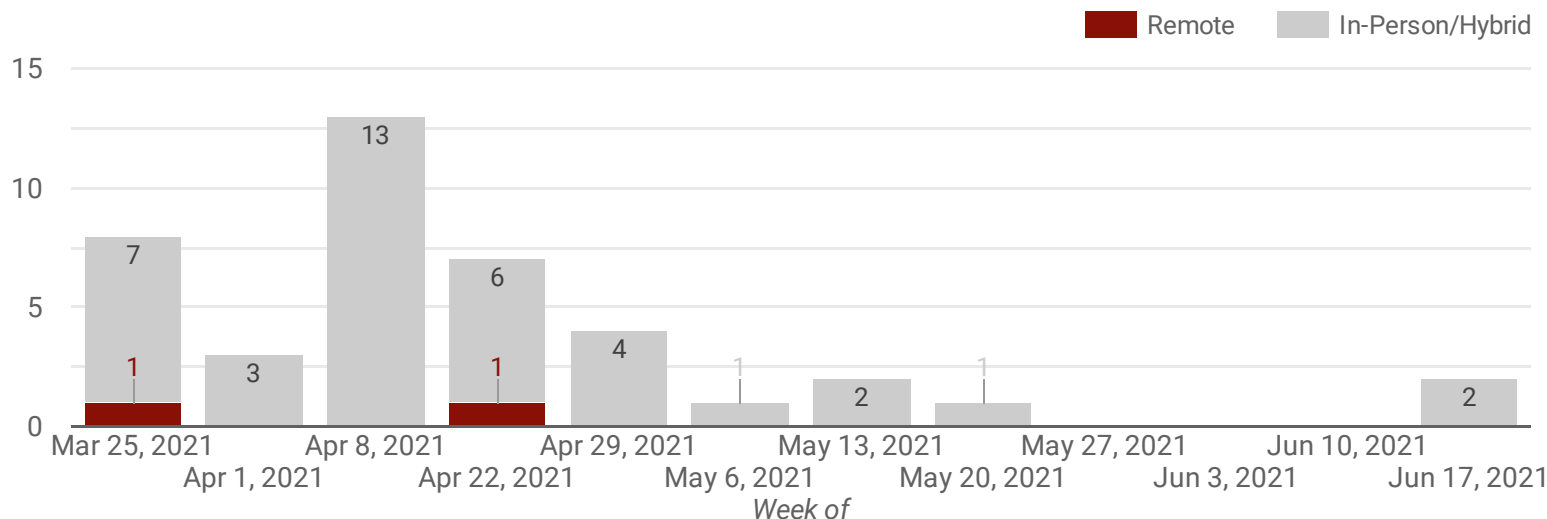
**Remote: 35**

**Hybrid/In-Person: 270**

**Total among school-  
based students and staff:  
301**

*\*Testing paused from 4.16 - 4.22 due  
to April Vacation.*

### Number of Positive Cases, by Week and Learning Model



**TOTAL CLOSE  
CONTACTS\*\*: 385  
connected to 71 cases**

**Total positive cases with  
no close contacts\*\* at  
school: 207**

*\*\*Close contacts are defined as  
anyone who has been within 6 feet of  
an positive case for at least 15  
minutes during the infectious period.*

## COVID-19 CASES: SCHOOL BY SCHOOL DASHBOARD

The table outlines the number of positive COVID-19 cases by week and the number of cumulative cases for the year at each school. For the purpose of this dataset, weeks run **Friday to Thursday**.

Source: Public Schools of Brookline School Health Services Department

### Number of Positive Cases, by School & District Offices (Week of 6/10 - 6/17)

School/Building ^	Weekly Positive Cases	Cumulative Positive Cases	Close Contacts	Cases with Close Contacts
BEEP @ Beacon	0	3	-	-
BEEP @ Clark	0	2	-	-
BEEP @ Lynch	0	1	-	-
BEEP @ Putterham	0	3	-	-
Baker	0	39	-	-
Brookline High School	0	81	-	-
Driscoll	1	18	-	-
Florida Ruffin Ridley	0	26	-	-
Heath	0	12	-	-
Lawrence	0	26	-	-
Lincoln	0	26	-	-
Pierce	0	36	-	-
Remote Learning Academy K-8	0	12	-	-
Runkle	1	19	9	1
Total*	2	304	9	1

*\*1 staff case shared between schools during week of 1.28-2.4*

School/Building	Weekly Positive Cases	Cumulative Positive Cases	Close Contacts	Cases with Close Contacts
District Office	0	4	-	-

# COVID-19 CASES: GRADE LEVEL AND STAFF DASHBOARD

The table outlines the number of positive COVID-19 cases by week and the number of cumulative cases for the year at each school. For the purpose of this dataset, weeks run **Friday to Thursday**.  
Source: Public Schools of Brookline School Health Services Department

## Total Number of Positive Cases, by Grade Level and Staffing (Week of 6/10 - 6/17)

Grade Level	Weekly Positive Cases	Cumulative Positive Cases
BEEP/Pre-K	0	5
Kindergarten	0	23
1st Grade	0	20
2nd Grade	1	14
3rd Grade	0	12
4th Grade	0	11
5th Grade	0	14
6th Grade	0	15
7th Grade	0	13
8th Grade	0	24
9th Grade	0	13
10th - 12th Grade	0	49
Staff (School-Based)*	1	86
Staff (District Office)	0	4
<b>Total</b>	<b>2</b>	<b>303</b>

*\*1 staff case shared between schools during week of 1.28-2.4*

## COVID-19 CASES: STAFF ASYMPTOMATIC TESTING

The table outlines the test results of our COVID-19 pooled testing program. For the purpose of this dataset, weeks run **Friday to Thursday**.

Source: Public Schools of Brookline School Health Services Department

### Staff Asymptomatic Testing Program Results

On Friday, January 15, 2021, the Public Schools of Brookline launched the voluntary staff COVID-19 PCR testing program for all "student-facing staff". This program is strictly for asymptomatic staff. This program is piloted by the Broad Institute, with tests collected and brought to each school. The turn-around time for these test results is within 24 hours.

The asymptomatic testing was paused from February 5 through February 26 as the district expanded the program to include pooled testing with students with support from the Massachusetts Department of Elementary and Secondary Education (DESE). Pooled testing involves mixing several test samples together in a "pool" and then testing the pooled sample with a PCR test for detection of SARS-CoV-2. Staff were put into pools of 5. The first week of this program launched on Monday, March 1, 2021. Testing was paused for the week of April 19 due to April Vacation. Testing ended on Friday, June 11, 2021.

Week of ^	Tests Processed	Positive Results	TNP (Tests Not Processed)	Test Positivity %	Pools Submitted	Positive Pools	Pool Positivity %
2021-03-08	433	0	0	0%	88	0	0%
2021-03-15	450	0	0	0%	91	0	0%
2021-03-22	501	1	2	0.2%	92	1	1.09%
2021-03-29	520	0	0	0%	94	0	0%
2021-04-05	482	0	0	0%	87	0	0%
2021-04-12	495	0	0	0%	94	0	0%
2021-04-19	-	-	-	-	-	-	-
2021-04-26	504	0	0	0%	94	0	0%
2021-05-03	490	0	0	0%	89	0	0%
2021-05-10	475	0	0	0%	84	0	0%
2021-05-17	437	0	0	0%	69	0	0%
2021-05-24	444	0	0	0%	75	0	0%
2021-05-31	405	0	0	0%	68	0	0%
2021-06-07	342	0	0	0%	59	0	0%
Total	6,373	3	2	0.05%	1,165	3	0.26%

**COVID-19 CASES: STUDENT ASYMPTOMATIC TESTING**

The table outlines the test results of our COVID-19 pooled testing program. For the purpose of this dataset, weeks run Friday to Thursday.

Source: Public Schools of Brookline School Health Services Department

**Student Asymptomatic Testing Program Results**

In March 2021, the district expanded the asymptomatic testing program to include pooled testing with students with support from the Massachusetts Department of Elementary and Secondary Education (DESE). Pooled testing involves mixing several test samples together in a "pool" and then testing the pooled sample with a PCR test for detection of SARS-CoV-2. The first week of this program launched on Monday, March 8, 2021. Testing was paused for the week of April 19 due to April Vacation. Testing ended on Friday, June 11, 2021.

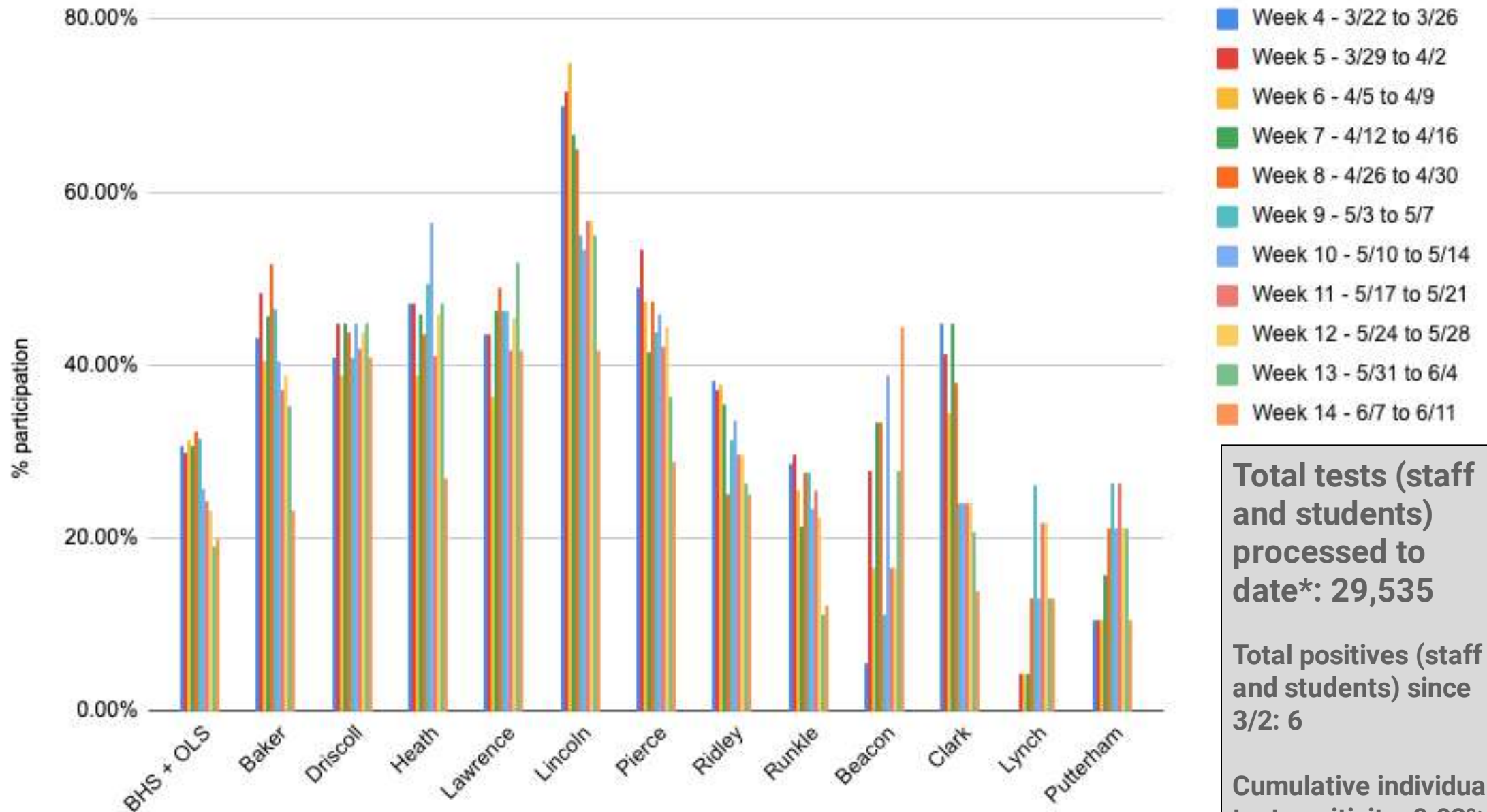
Week of ▲	Tests Processed	Positive Results	Test Positivity %	Pools Submitted	Positive Pools	Pool Positivity %
2021-03-08	157	0	0%	19	0	0%
2021-03-15	395	1	0.25%	47	1	2.13%
2021-03-22	1,463	0	0%	161	0	0%
2021-03-29	1,474	0	0%	121	0	0%
2021-04-05	2,014	0	0%	214	0	0%
2021-04-12	2,180	2	0.09%	225	2	0.89%
2021-04-19	-	-	-	-	-	-
2021-04-26	2,256	0	0%	312	0	0%
2021-05-03	2,348	0	0%	234	0	0%
2021-05-10	2,271	0	0%	241	0	0%
2021-05-17	2,293	0	0%	181	0	0%
2021-05-24	2,233	0	0%	199	0	0%
2021-05-31	2,105	0	0%	193	0	0%
2021-06-07	1,973	0	0%	185	0	0%

## COVID-19 TESTING: STAFF TESTING PARTICIPTION RATE

The table outlines the test results of our COVID-19 pooled testing program. For the purpose of this dataset, weeks run Friday to Thursday.

Source: Public Schools of Brookline School Health Services Department

### Staff Participation Rate (%) for Pooled Testing



**Total tests (staff and students) processed to date\*: 29,535**

**Total positives (staff and students) since 3/2: 6**

**Cumulative individual test positivity: 0.02%**

*\*Testing paused from 4.16 - 4.22 due to April Vacation.*

## COVID-19 TESTING: STUDENT TESTING PARTICIPTION RATE

The table outlines the test results of our COVID-19 pooled testing program. For the purpose of this dataset, weeks run Friday to Thursday.

Source: Public Schools of Brookline School Health Services Department

### Student Participation Rate (%) for Pooled Testing



**Total tests (staff and students) processed to date\*: 29,535**

**Total positives (staff and students) since 3/2: 6**

**Cumulative individual test positivity: 0.02%**

*\*Testing paused from 4.16 - 4.22 due to April Vacation.*