



Using Your PSAT/NMSQT® Scores  
to Increase College Readiness

# Get to Know the PSAT/NMSQT®

- + The PSAT/NMSQT® is highly relevant to your future success because it focuses on the skills and knowledge at the heart of education. It measures:
  - What you learn in high school
  - What you need to succeed in college
- + The PSAT/NMSQT measures reading, writing and language, and math skills developed over many years, both in and out of school.
- + The PSAT/NMSQT does not ask for facts from literature, history, or science, or recall of math formulas, because it measures your reasoning and critical thinking skills.
- + You don't have to discover secret tricks or cram the night before.
- + There is no penalty for guessing.
- + The test length is 2 hours, 45 minutes







## What are the Benefits of Taking the PSAT/NMSQT®?

- + Prepare for the new SAT®, coming in March 2016
- + Get free, personalized, and focused practice through Khan Academy®
- + Start getting ready for college with college and career planning tools
- + Enter the National Merit® Scholarship Program
- + See which AP® courses you might be ready for
- + Get admission and financial aid information from colleges

# How Do I Access My PSAT/NMSQT® Scores and Reports?



1. Review your Online reports
2. Review Your Paper Score Report

# How Do I Access My Online PSAT/NMSQT® Scores and Reports?

1. Log in to an existing College Board account or create a new one at [studentscores.collegeboard.org](https://studentscores.collegeboard.org)

The screenshot shows the CollegeBoard website's 'My Score Reports' section. On the left, there is a 'Sign In' form with fields for 'Username' and 'Password'. Below these fields are two buttons: 'Sign In' (highlighted with an orange circle) and 'Sign Up'. To the right of the 'Sign In' form is a list of benefits for logging in, such as 'See all your scores' and 'Detailed explanations of skills'. On the right side of the page, there is a 'Create Your Student Account' section. It includes a note that the account is for everything including SAT, AP, PSAT/NMSQT, CLEP, and BigFuture. Below this is a 'General Student Information' form with fields for 'First (given) name:', 'Middle initial:', and 'Last name (surname):'. An orange arrow points from the 'Sign In' button to the 'Create Your Student Account' section.

**CollegeBoard** SAT AP College Planning College Search Store More Search

## My Score Reports

### Sign In

Username  
Password

**Sign In** Sign Up

[Forgot username or password?](#)

Access your SAT Suite of Assessment scores with personalized feedback, practice, college planning and career exploration resources.

- See all your scores and if you are on track for college readiness
- Detailed explanations of skills required to be competitive
- Send your scores to Khan Academy® for personalized practice recommendations
- Search for colleges that fit your needs
- Start on your scholarship and college financial aid
- Take a personality test to find majors and careers you like
- Get feedback on your readiness for AP courses

### Create Your Student Account

This one account is for everything, including SAT, AP, PSAT/NMSQT, CLEP, and BigFuture activities, so provide complete and accurate information.

\* = Required

#### General Student Information

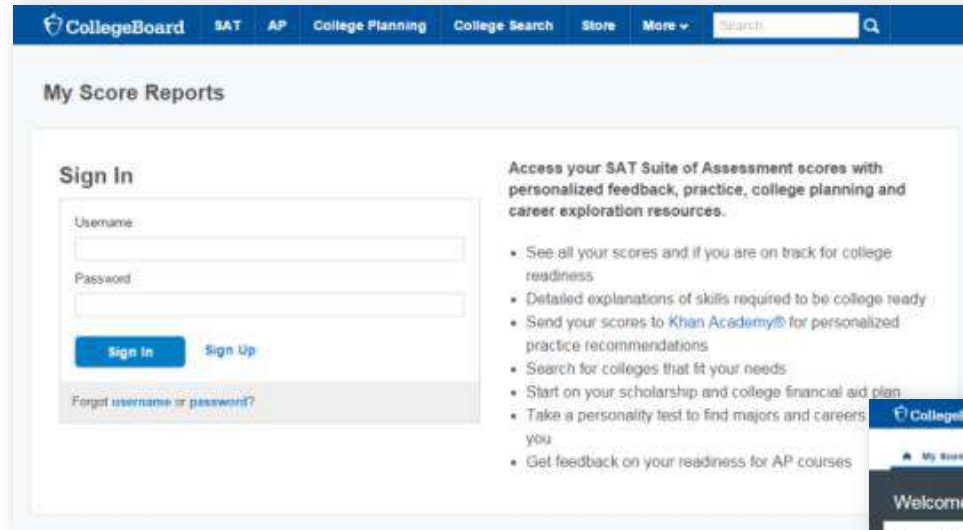
First (given) name: \*

Middle initial:

Last name (surname): \*

# How Do I Access My Online PSAT/NMSQT® Scores and Reports? (cont.)

## 1. Log in to Your Account



The screenshot shows the 'My Score Reports' login page on the CollegeBoard website. It features a 'Sign In' section with fields for 'Username' and 'Password', and buttons for 'Sign In' and 'Sign Up'. A link for 'Forgot username or password?' is also present. To the right, there is a list of benefits for logging in, such as seeing scores, getting personalized feedback, and accessing college planning resources.

CollegeBoard SAT AP College Planning College Search Store More v Search

### My Score Reports

#### Sign In

Username  
Password

Sign In Sign Up

[Forgot username or password?](#)

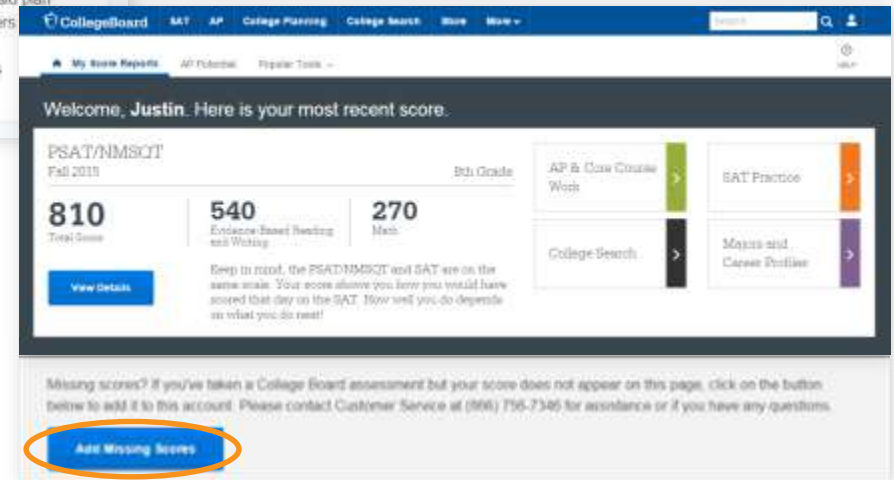
Access your SAT Suite of Assessment scores with personalized feedback, practice, college planning and career exploration resources.

- See all your scores and if you are on track for college readiness
- Detailed explanations of skills required to be college ready
- Send your scores to Khan Academy® for personalized practice recommendations
- Search for colleges that fit your needs
- Start on your scholarship and college financial aid plan
- Take a personality test to find majors and careers you
- Get feedback on your readiness for AP courses

## 2. Select PSAT/NMSQT Scores

\*Or\*

## 3. Use “Missing Scores” to locate scores



The screenshot shows the 'My Score Reports' dashboard for a user named Justin. It displays the PSAT/NMSQT Fall 2015 scores: 810 Total Score, 540 Evidence-Based Reading and Writing, and 270 Math. There are links for 'View Details' and 'AP & Class Course Work'. A sidebar on the right contains links for 'SAT Practice', 'College Search', and 'Majors and Career Profile'. At the bottom, there is a section for 'Missing scores?' with a button labeled 'Add Missing Scores' circled in orange.

CollegeBoard SAT AP College Planning College Search Store More v Search

### My Score Reports

Welcome, Justin. Here is your most recent score.

PSAT/NMSQT Fall 2015 Bn Grade

**810** Total Score  
[View Details](#)

**540** Evidence-Based Reading and Writing

**270** Math

Keep in mind, the PSAT/NMSQT and SAT are on the same scale. Your score shows you how you would have scored that day on the SAT. Now see if you do deserve on what you do next!

AP & Class Course Work SAT Practice

College Search Majors and Career Profile

Missing scores? If you've taken a College Board assessment but your score does not appear on this page, click on the button below to add it to this account. Please contact Customer Service at (866) 716-7346 for assistance or if you have any questions.

[Add Missing Scores](#)



# What Will I Learn About My Scores?

The screenshot shows the CollegeBoard website's 'My Score Reports' page. The top navigation bar includes links for CollegeBoard, SAT, AP, College Planning, College Search, Store, and More. A search bar and user profile icon are on the right. Below the navigation bar, the 'My Score Reports' tab is selected, with 'AP Potential' and 'Popular Tools' as sub-options. A 'HELP' link is also visible. The main content area features a welcome message: 'Welcome, Justin. Here is your most recent score.' Below this, the test details are shown: 'PSAT/NMSQT Fall 2015' and '8th Grade'. The scores are displayed in three columns: '810 Total Score' with a 'View Details' button, '540 Evidence-Based Reading and Writing', and '270 Math'. To the right of the scores are four interactive tiles: 'AP & Core Course Work' (green), 'SAT Practice' (orange), 'College Search' (dark blue), and 'Majors and Career Profiles' (purple). Each tile has a right-pointing arrow.

CollegeBoard SAT AP College Planning College Search Store More

Search

My Score Reports AP Potential Popular Tools

HELP

Welcome, **Justin**. Here is your most recent score.

PSAT/NMSQT  
Fall 2015

8th Grade

**810**  
Total Score

**540**  
Evidence-Based Reading and Writing

**270**  
Math

View Details

AP & Core Course Work

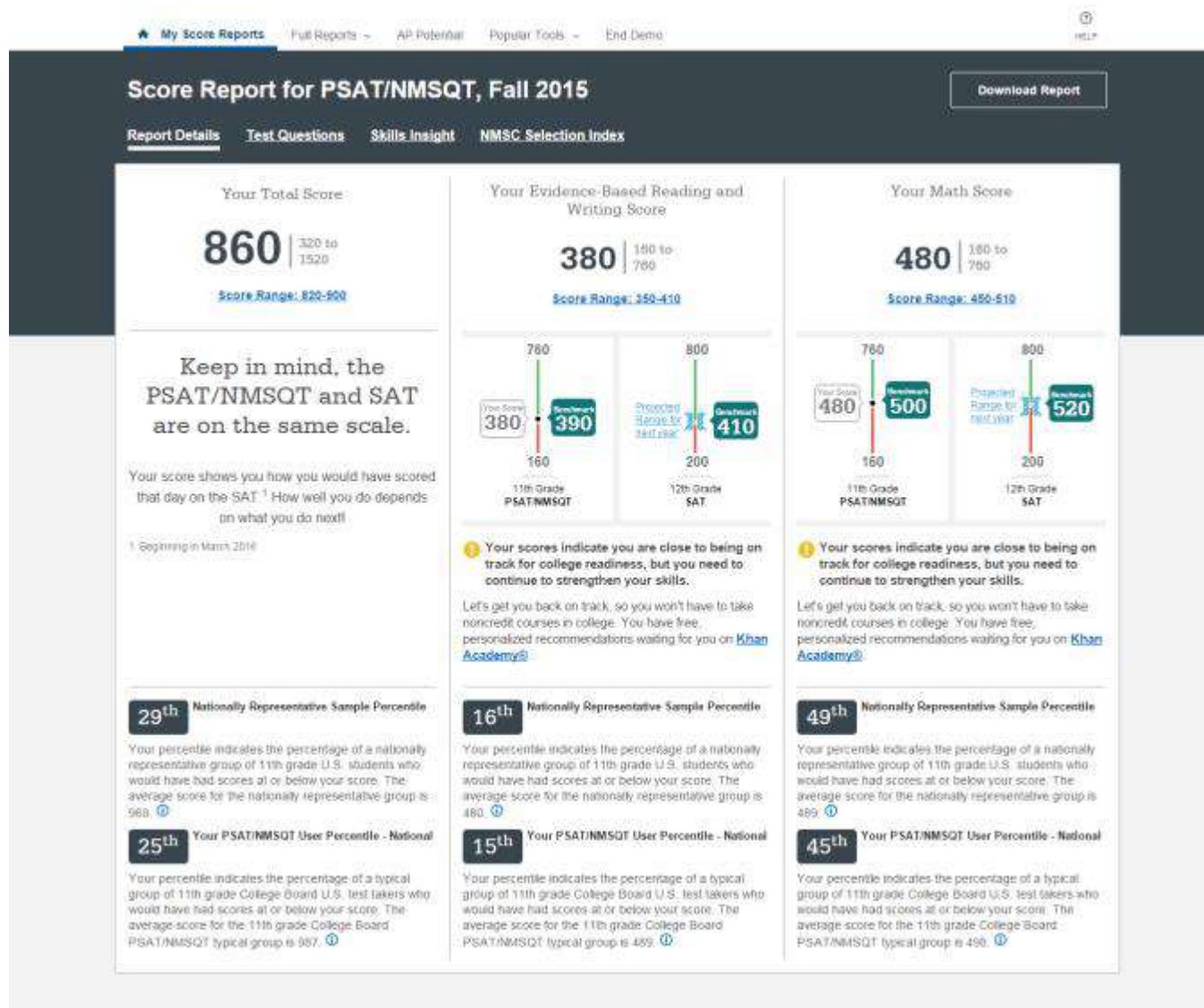
SAT Practice

College Search

Majors and Career Profiles

Keep in mind, the PSAT/NMSQT and SAT are on the same scale. Your score shows you how you would have scored that day on the SAT. How well you do depends on what you do next!

# How Do I See My Detailed Scores?





# How Will I Do on the SAT®?

## Your Evidence-Based Reading and Writing Score

### Your Evidence-Based Reading and Writing Score

**380** | 160 to 760

Score Range: 350-410



**!** Your scores indicate you are close to being on track for college readiness, but you need to continue to strengthen your skills.

## Your Math Score

### Your Math Score

**480** | 160 to 760

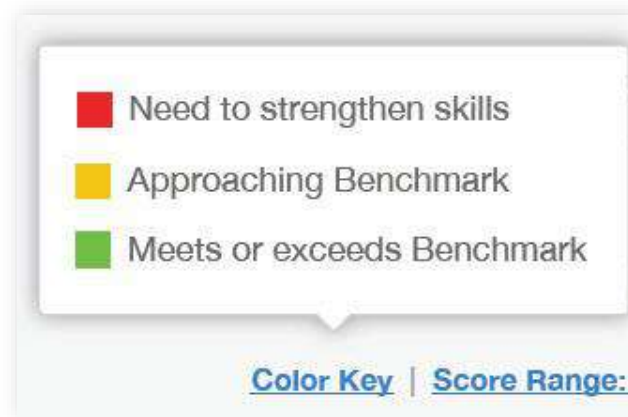
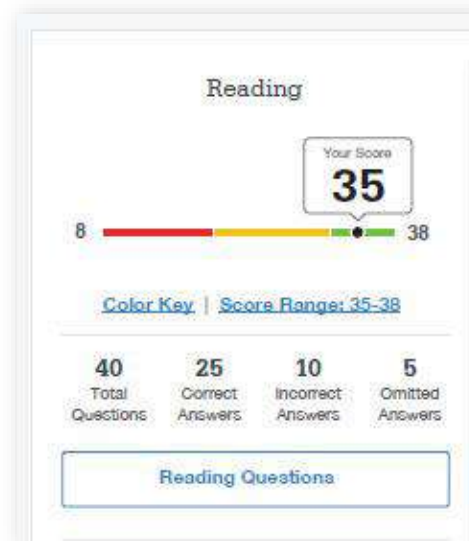
Score Range: 450-510



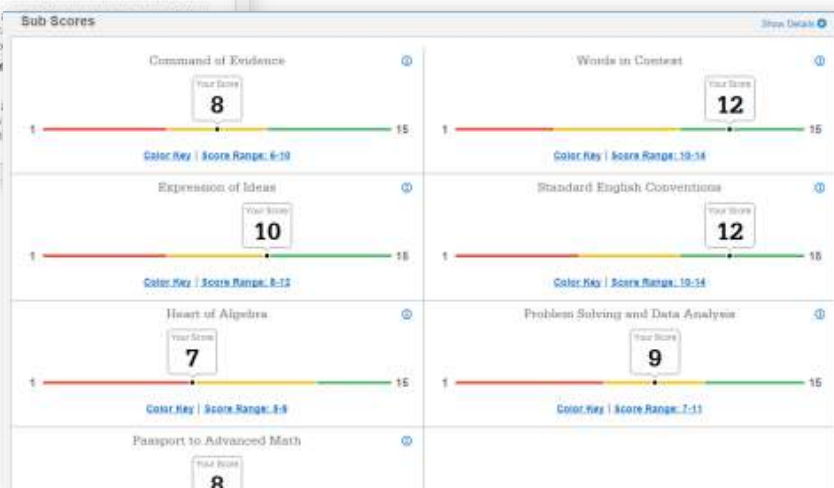
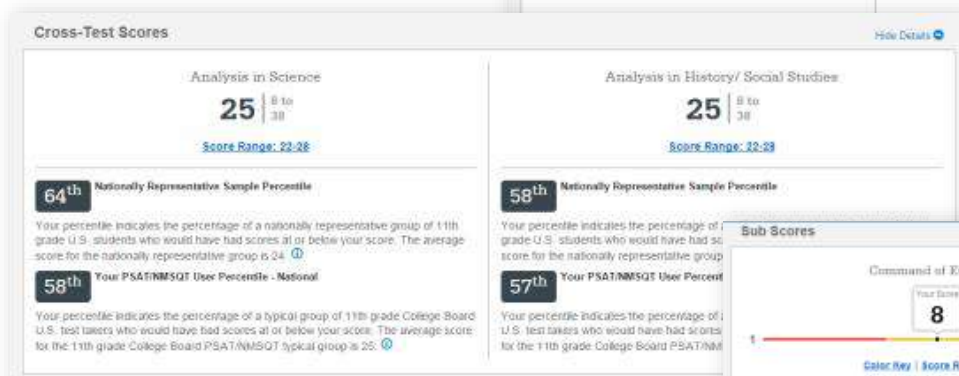
**!** Your scores indicate you are close to being on track for college readiness, but you need to continue to strengthen your skills.

# How Did My Score Measure Against College Readiness Benchmarks?

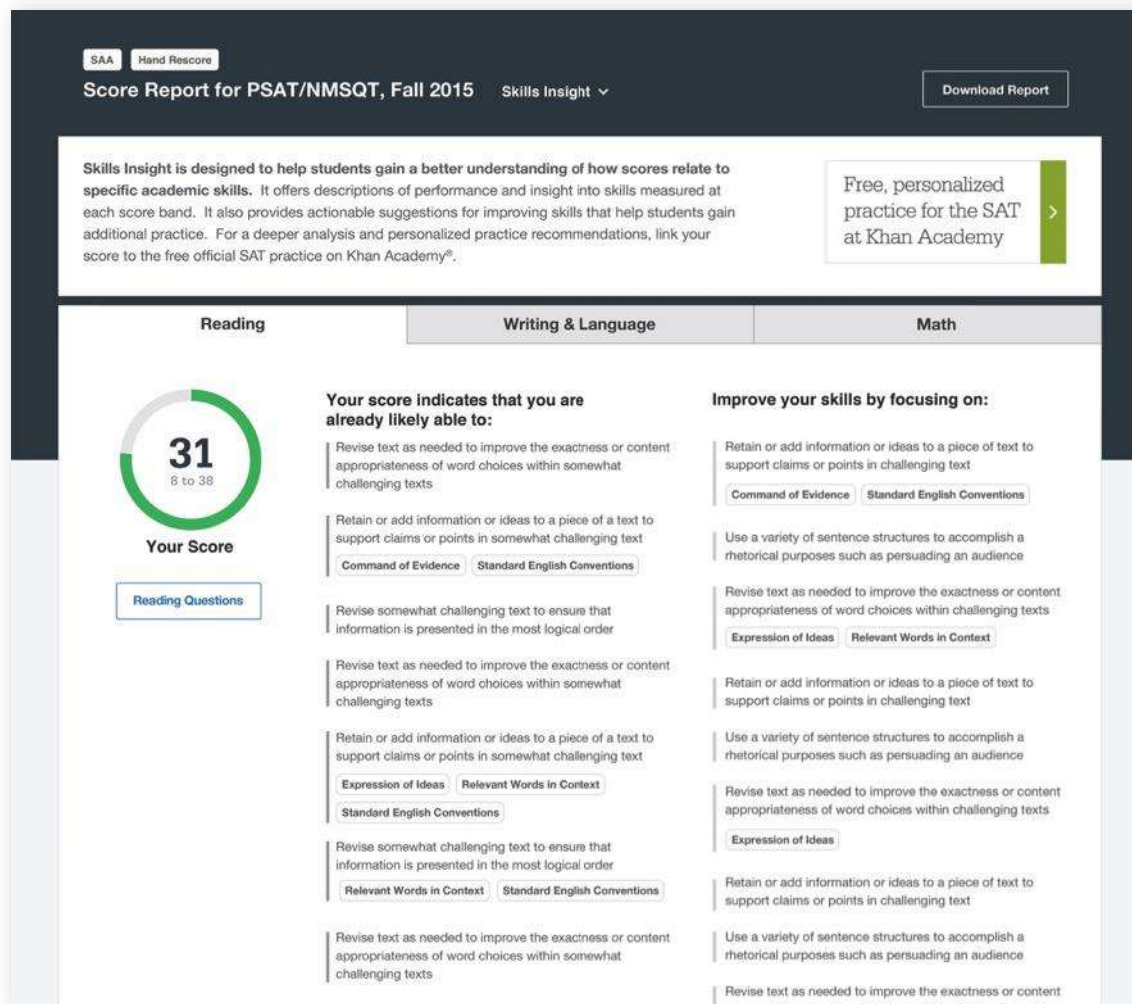
- + Section, test, and subscores all report scores in performance zones which indicate whether you are on track for success in the first year of college.
- + For section scores
  - **Need to Strengthen Skills** = below grade-level benchmark by more than one year
  - **Approaching Benchmark** = below grade-level benchmark by one year or less
  - **Meets or exceeds Benchmark** = at or above grade-level benchmark
- + For test scores and subscores,
  - Red, yellow, and green ranges reflect areas of strengths and weaknesses compared to the typical performance of students



# What Do My Scores Tell Me?



# How Can I Improve My Academic Skills?





## What Can I Learn From My Answers?

- + Look at my online score report
  - Identify the questions I answered incorrectly
  - Find the correct answer and read the answer explanation
  - Explain why the error was made
  - Ask questions about answer explanations that are not clear

CapsulePrep | Request A Free Trial

My Home Reports | Full Report or All Potential Chapter Bookmarks

< Back to Prep Lessons

Reading Question 2C

Questions 20–24 are based on the following passages.

Passage 1  
In 1964, British psychologist J. Lloyd Morgan published what's called Morgan's canon, the principle that suggestions of humanlike mental processes behind an animal's behavior should be rejected if a simpler explanation will do.  
  
Choice  
A Both passage seems to maintain certain expectations, especially when it comes to birds and mammals. "We somehow want to prove they are as 'human' as possible," zoologist Sir R. Shottonworth says. We want a bird that masters a complex problem by doing something human-like things.  
  
Choice B New Canadianism does take the right end of these expectations, as possibly the second-best submissions on the planet.  
  
Choice C Their tools are innocent devices or ships made from split-artificial material, and they can learn them all at once to make grids out of circles. Researcher Patrick Gave first took the process on a cold morning in a mountain forest in New Canada, an island chain east of Australia. Over the course of days, he and crew researcher Gavin Hunt had given each other used to finding  
  
Passage 2  
For one month after they left the nest, I sat by my young ravens almost nonstop and sometimes several times a day on early-morning walks. During those weeks I noticed how everything in their environment lay passed up. In the first instance, I tried to let teacher I touched specific objects—sticks, moss, rocks—and nothing that I touched remained untouched by them. They came to investigate what I had investigated, leading me to assume that young birds are keen on learning indirectly from the parental example.  
  
Choice D Then also, however contacted about everything else directly directly to their own paths. They soon decided upon independent by taking their own road near mine. Once when  
  
Sometimes for questions, or sets of questions, most contain two lists. Each question asks you to select, independently addressing all, both its related topics. It is important to note that although we ask students to answer, our standard expectation is that you will attempt to answer every question.  
  
Choice  
One difference between the experiments described in the test passages is that unlike the researchers discussed in Passage 1, the author of Passage 2:  
  
Answered Explanation >  
  
You selected answer A. The correct answer is B.  
  
A presented the birds with a problem to solve.  
B intentionally made the birds aware of his presence.  
C consciously manipulated the birds' surroundings.  
D tested the birds' tool-using abilities.  
  
Choice B is the best answer. The researchers described in Passage 1 had tested a bird's ability to work alone being seen by the crowd. The author of Passage 2, on the other hand, made no attempt to conceal his presence, in fact, as he describes it, he "sat" the raven in his study on "nearly" (Paragraph 2, lines 1–2), during which he "watch[ed] specifically" (Paragraph 2, line 4) and then watched to see whether the birds touched the same objects. The author of Passage 2 notes that the raven "was" because "non-independent" (Paragraph 2, line 6), going further even away from continuing to follow the author. From this it is clear that the author of Passage 2, unlike the researchers described in Passage 1, intentionally made the birds aware of his presence.  
  
Choice A is not the best answer because while a case could be made that the author of Passage 2 gave the raven a problem to solve (*which new object was better to touch?*) this would then diminish in Passage 1, promising the crow with a problem as well how to find food from a log. Thus, presenting birds with a problem to solve was not a difference between the experiments.  
  
Choice C is not the best answer because both the researchers described in Passage 1 and the author of Passage 2 consciously manipulated the birds' surroundings. The crow researcher placed mud around in a log and a particular plant before the log saw (Paragraph 1, lines 16–18). The author of Passage 2 put artificial objects on a path for the raven to find (see Paragraph 2, lines 14–16). Thus, conscious manipulation of the birds' surroundings was not a difference between the experiments.  
  
Choice D is not the best answer because there is no reference that the author of Passage 2 tested the raven's tool-using abilities. The passage instead focuses that the author recorded observations about the birds' interactions with objects naturally occurring in and artificially introduced into the environment.

Question Difficulty EASY

# What Can I Learn From My Answers? (cont.)

- + Look at the types of questions I answered incorrectly and skipped:
  - Identify the level of difficulty. How many questions did I miss at each level?
  - Was I more likely to skip questions associated with any subscore or cross-test score?
  - What inferences can I make about areas for improvement based on the types of questions I missed and skipped?

Score Report for PSAT/NMSQT, Fall 2015 Test Questions ▾ Download Report

Reading Writing & Language Math with Calculator Math without Calculator

Questions Overview

40 Total Questions	25 Correct Answers	10 Incorrect Answers	5 Omitted Answers
-----------------------	-----------------------	-------------------------	----------------------

Test Questions Key

■ ■ ■ Easy ■ ■ ■ Medium ■ ■ ■ Hard ✓ Correct ✗ Omitted U Unscorable

Reading Test Questions

Select a test question below to review in detail.

Filters Response ▾ Difficulty ▾ Subscores/Cross-test Score ▾

Question ↑↓	Correct Answer	Your Answer	Difficulty ↑↓	Subscores/ Cross-test Score
1	D	D	■ ■ ■	Command of Evidence Relevant Words in Context
2	D	✓	■ ■ ■	Expression of Ideas
3	C	✓	■ ■ ■	Standard English Conventions
4	A	✓	■ ■ ■	Analysis in History/Social Studies
5	A	✗	■ ■ ■	Analysis in Science
6	C	✓	■ ■ ■	Expression of Ideas
7	B	✓	■ ■ ■	
8	D	✓	■ ■ ■	Analysis in History/Social Studies

# What is My AP Potential™?

- + College Board research shows that students who score a 3 or higher on an AP Exam typically experience greater academic success in college and are more likely to earn a college degree on time than non-AP students.
- + AP Potential™ uses scores from the PSAT/NMSQT to provide predictions for 23 AP Exams.

### AP Potential and Coursework

#### What is AP?

Advanced Placement is a College Board program that enables students to pursue college-level studies - with the opportunity to earn college credit, advanced placement or both - while still in high school. The program offers courses in more than 30 subjects. For a full list of courses, click here. If you've taken a College Board assessment in 9th grade or higher, see below for a list of AP courses that you are likely to succeed in. If you've taken an assessment in 9th grade or higher but don't see any AP courses listed below, click here to link the access to this account or contact Customer Service at (800) 716-7344 for assistance and questions.

#### High School Core Coursework

Colleges have different high school course requirements, but all expect you to take classes that challenge your skills. Try to take a core course load of 4 years of English and at least 3 years of Math, Science, and Social Studies. As you work towards your high school diploma, you should consider taking courses that align with your future career interest and college major, which may require more than the standard core course load. You may also want to think about taking Advanced Placement courses in your later years of high school.

[View all AP Courses](#)

#### AP Potential Key

**●●●●**  
**Potential**  
Your scores show that you have the potential for success in this course. Speak with your teachers or school counselor to see if you have the appropriate prerequisite courses and find out how you can enroll.

**●●●○**  
**Some Potential**  
Your scores show that you have some potential for success in this AP course. Having interest in the course subject as well as dedication to working hard will increase your chances for success. Speak with your teachers or school counselor to see if you have the appropriate prerequisite courses and find out how you can enroll.

**●○○○**  
**Potential Not Yet Indicated**  
Your scores show that you may need more preparation and support to be successful in this course. Share your goals and interests with your teachers and school counselor, and learn which high school courses can prepare you for AP courses in the future. If you're already taking an AP course, you can still succeed through hard work and motivation. Talk to your teachers regularly so they can support you.

#### AP Courses

Your score on the PSAT/NMSQT can identify your potential for success in specific AP courses. Below is a list of those AP courses. The chart identifies your potential for each of these AP courses and if those AP courses are offered in your school. You may also link to see if those AP courses match your college major.

Select a Major ▼

Subject	AP Potential	Your School Offers this Course	Matches Major
Art History	●●●●		✓
Biology	●●●○	✓	
Calculus AB	●○○○	✓	
Calculus BC	●○○○	✓	✓

# Understanding My Paper Score Report

 CollegeBoard /  NATIONAL MERIT  
SCHOLARSHIP CORPORATION

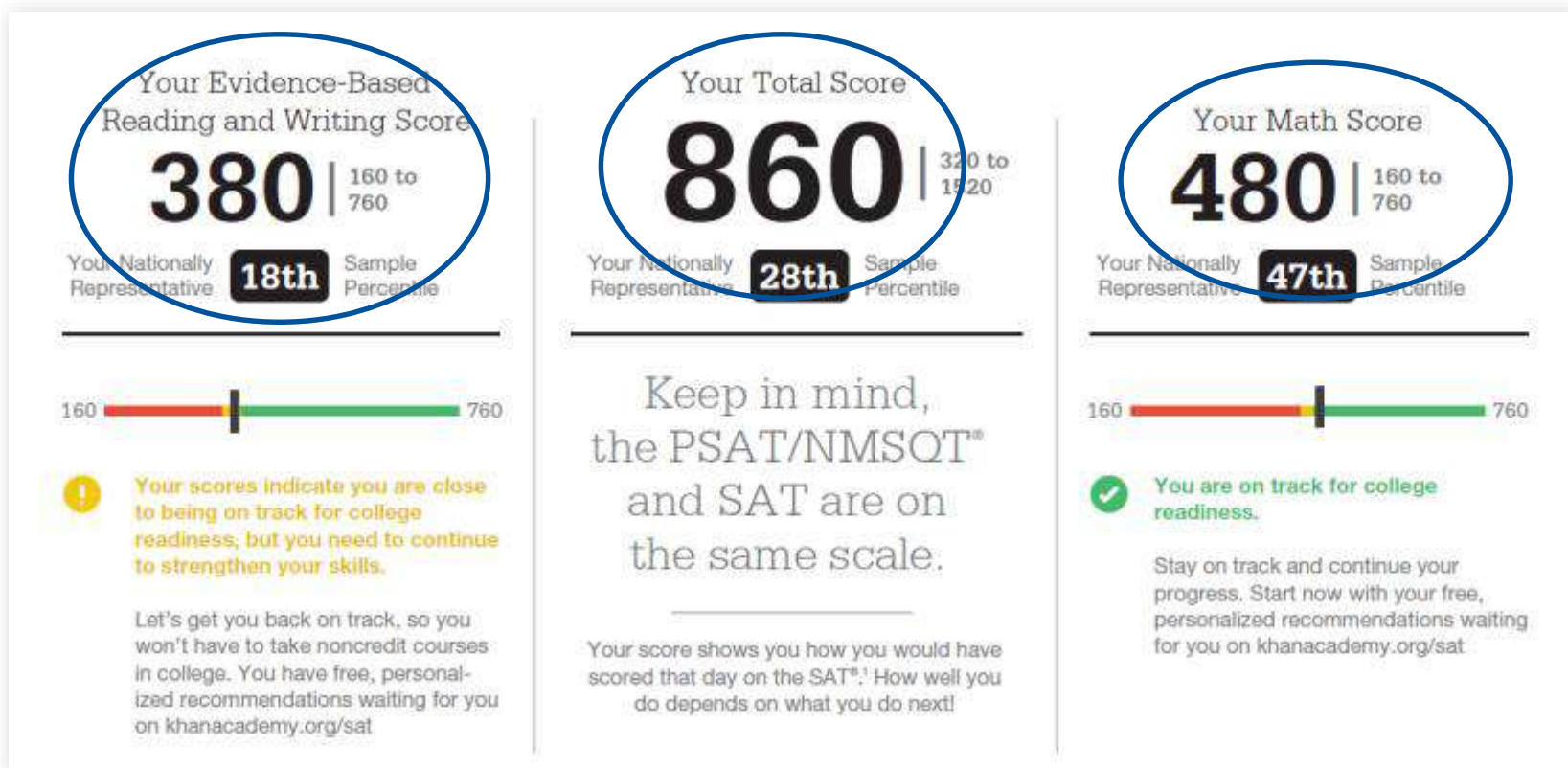
# PSAT/NMSQT®

Preliminary SAT/National Merit Scholarship Qualifying Test

## Your Score Report




# What Are My Scores?



# What Are My Scores? (cont.)

## Test Scores 8 to 38 range\*



## Cross-Test Scores 8 to 38 range

**19** Analysis in History/Social Studies  
**18** Analysis in Science

When you take tests more than once, your scores may differ slightly upon each testing occasion. This expected variation is considered your score range, and reflects the range your scores will likely fall in upon retesting. For the PSAT/NMSQT®, these ranges are approximately:

**Total:** Your score  $\pm$  40 points.

**Section:** Your score  $\pm$  30 points.

**Test Scores and Cross-Test Scores:** Your score  $\pm$  3 points.

**Subscores:** Your score  $\pm$  2 points.

Remember that you will receive scores in the same areas when you take the SAT.

1. Beginning in March 2016

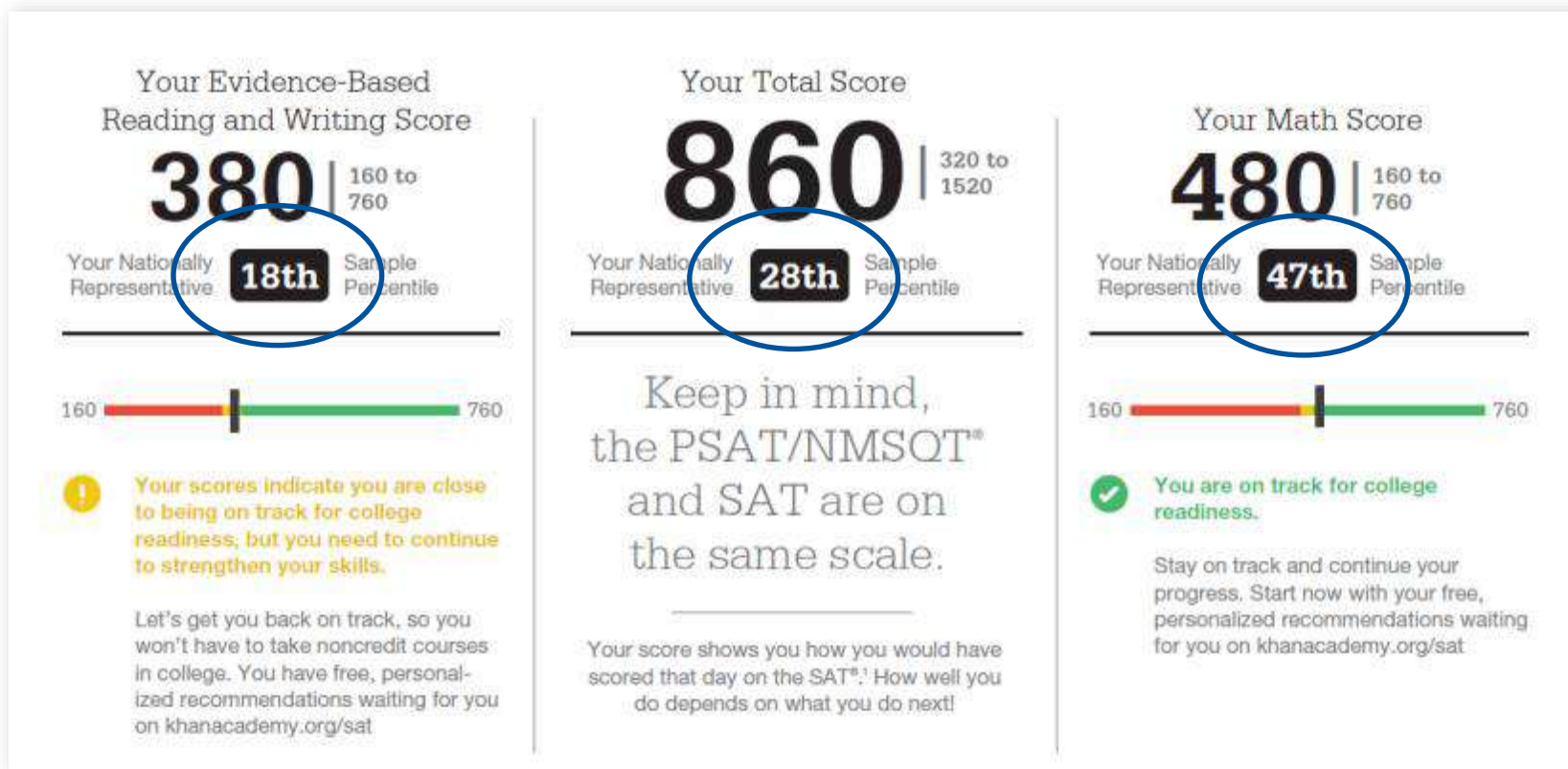
## Subscores 1 to 15 range\*



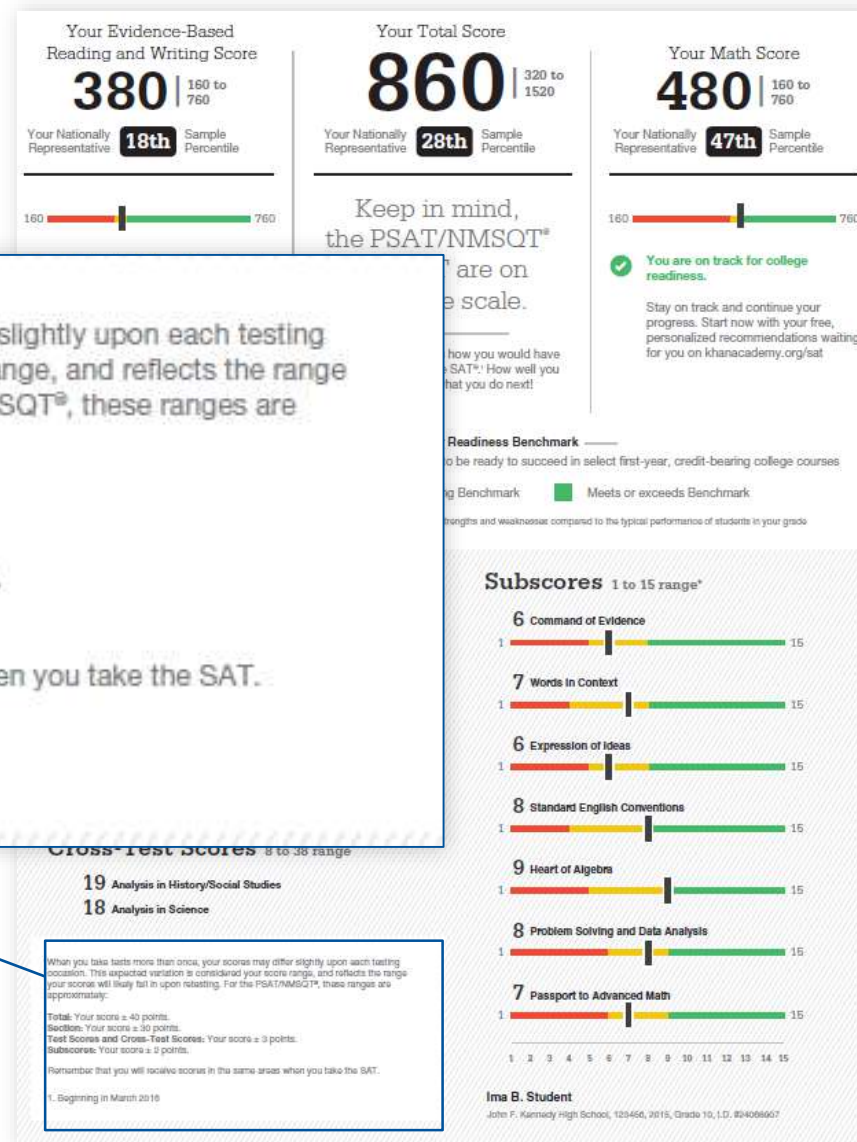
**Ima B. Student**

John F. Kennedy High School, 123456, 2015, Grade 10, I.D. #24068907

# What Are My Score Percentiles?



# What Are My Score Ranges?





# What is the National Merit® Scholarship Program?

## National Merit Scholarship Corporation

National Merit Scholarship Corporation (NMSC) conducts the National Merit® Scholarship Program, an academic competition for recognition and college scholarships. To designate students who qualify for recognition in its 2017 competition, NMSC will consider the 2015 PSAT/NMSQT® Selection Index scores of some 1.5 million test-takers (usually high school juniors) who meet program entry requirements. For more information, please visit: [www.nationalmerit.org](http://www.nationalmerit.org).

If any of your responses to NMSC's "Entry Requirements" questions (see right-hand column) are inaccurate or there has been a change in plans that may affect program entry, write immediately to:

**National Merit Scholarship Corporation**  
**Attn: Scholarship Administration**  
**1560 Sherman Avenue, Suite 200**  
**Evanston, IL 60201-4897**

Include your name and home address along with your high school name, address, and six-digit code number.

### National Merit Scholarship Corporation

National Merit Scholarship Corporation (NMSC) conducts the National Merit® Scholarship Program, an academic competition for recognition and college scholarships. To designate students who qualify for recognition in its 2017 competition, NMSC will consider the 2015 PSAT/NMSQT® Selection Index scores of some 1.5 million test-takers (usually high school juniors) who meet program entry requirements. For more information, please visit: [www.nationalmerit.org](http://www.nationalmerit.org).

#### Your NMSC Selection Index

## 124\*

NMSC uses a Selection Index based on PSAT/NMSQT scores as an initial screen of students who enter its scholarship programs. To calculate your Selection Index, double the sum of your Reading, Writing and Language, and Math Test scores.

#### Entry Requirements

(Information you provided on your answer sheet)

High school student:  
**YES**

Year to complete high school and enroll full-time in college:  
**2018**

Years to be spent in grades 9–12:  
**4**

U.S. Citizenship:  
**NO, but I am a U.S. lawful permanent resident (or have applied for permanent residence, the application for which has not been denied) and I intend to become a U.S. citizen at the earliest opportunity allowed by law.**

#### Eligibility Information

\*The asterisk (\*) next to your Selection Index means you **do not** meet entry requirements for the 2017 National Merit Scholarship Program. See your responses to entry requirements to the right.

NOTE: Students leaving high school and entering college in 2018 or later must take the PSAT/NMSQT again in their 3<sup>rd</sup> year (junior year) of grades 9–12 to enter the National Merit Scholarship Program.

### Your Scores: Next Steps

#### Reading Test

18  
8 to 38

Improve your skills by focusing on:

- Identify and add information or ideas to a piece of text to support claims or points in a challenging text.
- Use a variety of sentence structures to accomplish a rhetorical purpose such as persuading an audience.
- Revise text as needed to improve the appearance or content appropriateness of word choices within challenging texts.

#### Writing and Language Test

20  
0 to 35

- Draw reasonable inferences and logical conclusions from challenging texts.
- Analyze information presented quantitatively in such forms as graphs, tables, and charts and relate that information to information presented in somewhat challenging text.
- Determine how the selection of specific words shapes meaning and tone in a challenging passage.

#### Math Test

24.0  
0 to 38

- Interpret a linear inequality in one variable with rational coefficients that represents a context. Select the equation of a line of best fit and interpret the slope and intercept of the line in the context of the situation (when a linear model is appropriate).
- Interpret sample statistics understanding and citing margin of error.
- Solve and interpret a quadratic function or equation that represents a context and requires multiple steps.
- Calculate and interpret frequency distributions using tables and other representational methods.

- Determine how a graph may be affected by a change to its equation.
- Determine the value of a constant or coefficient for an equation with no solution or infinitely many solutions.
- Using a specified model, make a prediction and compare the predicted value with the actual values in the data set.
- Within a context, compare the center of two separate data sets with different spreads.
- Determine whether two events are independent given their probabilities.

**Get more next steps online**  
[student.scores.collegeboard.org](http://student.scores.collegeboard.org)



**SAT Practice**  
 Connect to FREE, world-class SAT practice online on [transacademy.org/sat](http://transacademy.org/sat).

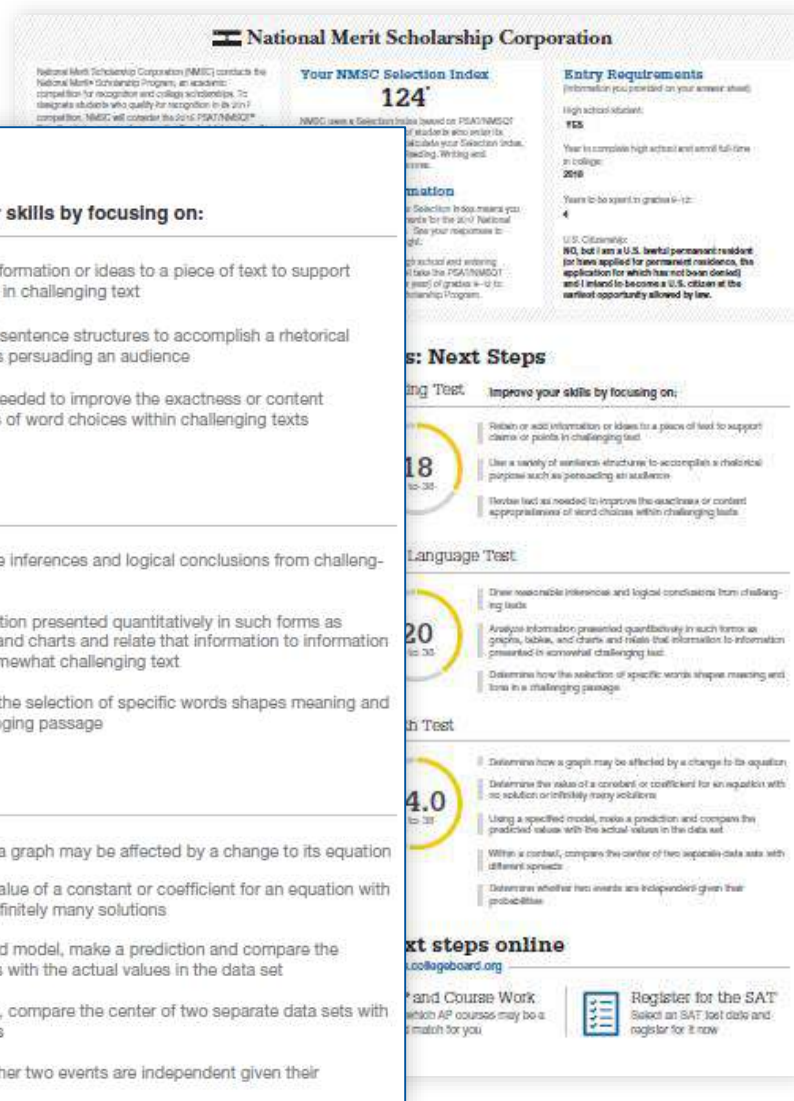


**AP® and Course Work**  
 See which AP courses may be a good match for you.



**Register for the SAT**  
 Select an SAT test date and register for it now.

# What Are My Areas of Strength? What Skills Do I Need to Build?



# What Are My Next Steps?



- + Continue to take challenging courses in high school
- + Link scores with Khan Academy
- + Set up a practice plan and stick to it
- + Register for the SAT
- + Utilize other resources to research and prepare for college



# Official SAT Practice with Khan Academy® – It's FREE!

- + Sign up for Official SAT Practice for free
  - [satpractice.org](https://satpractice.org)
- + Complete practice problems and diagnostic quizzes
- + Link your College Board and Khan Academy accounts.
  - All SAT Suite results will be sent to further customize practice on Khan Academy using actual results.





# How Can I Practice with Khan Academy®?

Saul Khan explains Official SAT  
Practice on Khan Academy



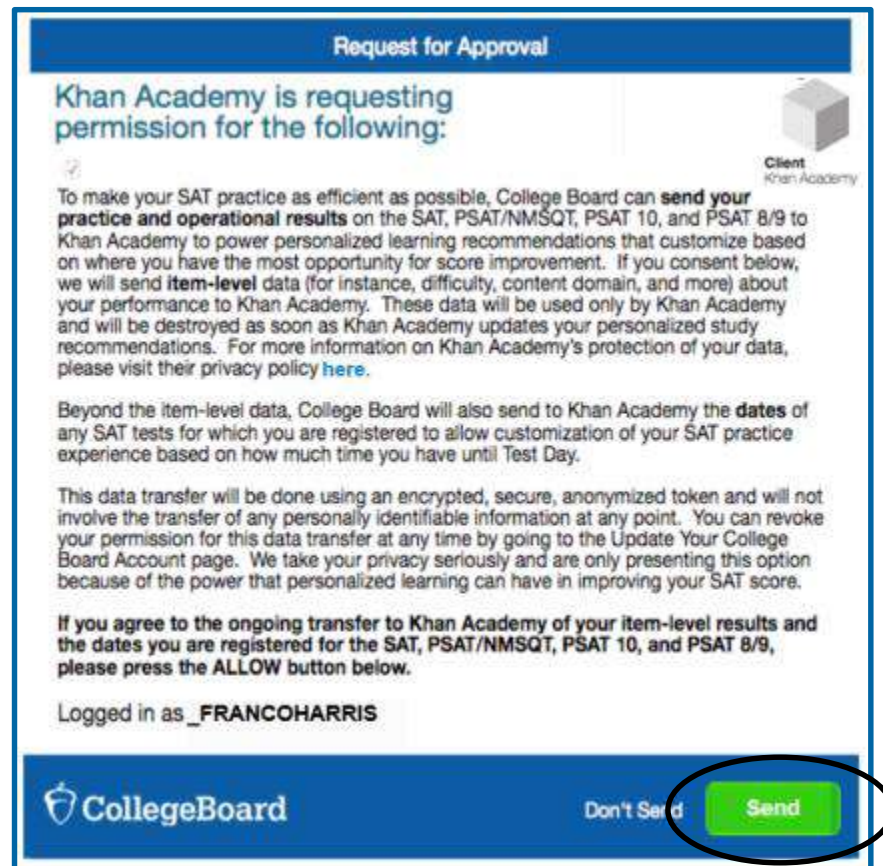
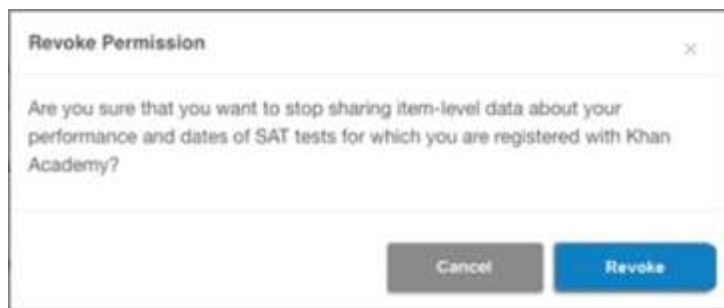
## What steps will I follow to link my College Board account to Khan Academy®?



- + **Step 1:** Log in or create a Khan Academy Account
- + **Step 2:** When prompted; agree to link your Khan Academy and College Board account. You will then be directed to **[collegeboard.org](https://collegeboard.org)**.
- + **Step 3:** Sign in or create a College Board Account
- + **Step 4:** When prompted; hit “Send” to authorize the account linking
- + **Step 5:** Start practicing on Official SAT practice on Khan Academy!

# How can I Link my College Board and Khan Academy® Accounts?

- + After successfully logging in to your College Board account, you will be asked to authorize the account linking.
- + After clicking “Send,” you will be redirected to SAT practice on the Khan Academy site.
- + You can remove the link at any time, by clicking on “Revoke” which is found in College Board account settings.





## When Should I Take the SAT®?

- + Most students take the SAT in the spring of their junior year.
- + The last administration of the **current SAT: January 23, 2016.**
- + The first administration of the **new SAT is March 5, 2016.**
- + Many students choose to take the SAT more than one time. Additional SAT dates include:
  - **May 7, 2016** (scores from the March 5 administration will not be available prior to this test date)
  - **June 4, 2016**





# How Do I Register for the SAT®?

- + SAT Registration link from Popular Tools menu or
- + [www.sat.org/register](https://www.sat.org/register)

The screenshot displays the CollegeBoard website interface. At the top, a navigation bar includes links for CollegeBoard, SAT, AP, College Planning, College Search, and Store. Below this, a secondary navigation bar features 'My Score Reports' (with a home icon), 'Full Reports' (with a dropdown arrow), 'AP Potential', and 'Popular Tools' (with a dropdown arrow). The main content area shows a 'Score Report for PSAT/NMSQT' with tabs for 'Report Details', 'Test Questions', and 'Skills Insight'. The 'Report Details' tab is active, displaying 'Your Total Score' as 880, with a range of 320 to 1520, and a 'Score Range: 840-920'. To the right, a dropdown menu for 'Popular Tools' is open, listing various resources: 'Make an Action Plan', 'AP & Core Coursework', 'College Search', 'Majors & Career Profiles', 'My Personality', 'Pay for College', 'SAT Practice', 'SAT Registration' (which is circled in blue), and 'Scholarships'. The bottom of the page shows a partial view of another score report with the number 760.

# What Additional Resources Will Help Me Prepare for My Future?

- + BigFuture™
  - College Action Plan
  - College Search
  - Scholarships
  - Financial Aid
- + MyRoad™ Personality explorer
- + Student Search Service®

The screenshot displays the CollegeBoard BigFuture interface. At the top, navigation tabs include CollegeBoard, SAT, AP, College Planning, College Search, and Store. Below these, a secondary navigation bar features 'My Score Reports' (with a home icon), 'Full Reports' (with a dropdown arrow), 'AP Potential', and 'Popular Tools' (with a dropdown arrow). The main content area is titled 'Score Report for PSAT/NMSQT' and includes sub-tabs for 'Report Details' (underlined), 'Test Questions', and 'Skills Insight'. A large score of '880' is prominently displayed, with a range of '320 to 1520' and a link for 'Score Range: 840-920'. To the right, a dropdown menu from 'Popular Tools' lists various resources: 'Make an Action Plan', 'AP & Core Coursework', 'College Search', 'Majors & Career Profiles', 'My Personality', 'Pay for College', 'SAT Practice', 'SAT Registration', and 'Scholarships'. The bottom of the page shows a partial view of a 'Your Ev...' section with a score of '760'.

# BigFuture™ – Search Colleges, Scholarships, and Careers

The screenshot shows the BigFuture website interface within a browser window. The browser's address bar displays the URL: [https://bigfuture.collegeboard.org/7affiliateId=FeaturedListing&bannerId=bigfuture\\_usearch](https://bigfuture.collegeboard.org/7affiliateId=FeaturedListing&bannerId=bigfuture_usearch). The page header includes navigation links: College Planning, YouCanGo!, SAT, AP, PSAT/NMSQT, CLEP, For Educators, and More. The CollegeBoard logo is also present.

The main content area features the BigFuture logo and a search bar with the text "Find Colleges, Advice and More". Below the search bar are navigation links: Get Started, Find Colleges, Explore Careers, Pay for College, Get In, and Make a Plan.

A featured story about Nydia is displayed. It includes a photo of Nydia and a quote: "I was homesick at first, but now I love my college." Below the quote, it says: "Nydia wanted a school close to home — but she discovered her favorite part of college was the freedom of being on her own." A "Watch" button with a play icon is visible. To the right of the quote, there are two circular callouts: "Not sure where to start? Go >" and "Search for colleges that fit you."

The bottom section of the page is divided into three main areas:

- find colleges**: Includes a search bar with the text "Look up a college by name" and a "Go" button. Below it, there is a link "OR" and a section "Search by location, major — any way you'd like." with a "Search" button.
- pay for college**: Includes the text "How much federal financial aid is out there to help students pay for college? Take a guess." and a progress bar showing "\$1 billion". Below the progress bar is a "Get the Facts" button.
- make a plan**: Includes the text "Get a free step-by-step college plan. Just answer a few simple questions." and a section "What grade are you in?" with radio buttons for "8th or lower", "9th", "10th", "11th", "12th", and "H.S. grad".

# MyRoad™ Personality Explorer

INSIGHTS
I.D. ME
EXPLORE MAJORS
FIND A COLLEGE
RESEARCH CAREERS

VIEW MY PROFILE
My Type | Detail Results | Majors | Careers |

Introduction
QuickStarts
ORA Personality Profiler®
View My Profile

Majors QS: 3-17-2014  
Careers QS: 8-27-2014  
Profiler: Completed 3-4-2015

## The Traditionalists

extraverting    feeling  
sensing    organizing

### ESFZ The Caretaker

As you begin to explore your type profile, it is important to remember that you are the best judge of your own personality. At this stage you alone must decide how well the description fits you.

Click here to learn more about the world of personality type.

#### Your Strengths Include...

- An outgoing, social nature.
- An ability to maintain long-term relationships.
- A willingness to work hard and take on responsibility.
- Coordinating resources to accomplish projects.
- Personalizing work processes.
- Selling practical and tangible products.
- Adhering to proper channels of communication and chains of command.
- Carrying out tasks efficiently.
- Maintaining harmony and progress.
- A high productivity level and an organized approach to tasks.
- Minimizing risk by opting for a conservative route.
- Dealing with facts and realities rather than theories.
- Preserving tradition.

#### You Learn Best When Dealing With...

- Subjects that aren't too abstract or theoretical.
- Structured learning experiences.
- Teachers who stick to a schedule.
- People-focused and practical subjects.
- Assignments requiring group discussion and decision-making.
- Clear instructions and fixed deadlines.

#### When Interacting Socially, You...

- Are friendly and sociable.
- Maintain personal and professional relationships.
- Responsibly meet the needs of others.
- Hear what others have to say and are a good listener.
- Orchestrate events to accomplish projects.
- Humanize systems and rules.
- Respect official channels of communication and chains of command.
- Communicate a sense of warmth and friendliness.
- Seek to minimize risk and uphold tradition.



# Student Search Service®

- + Participate voluntarily
- + Connect with more than 1,200 colleges, universities, scholarship programs, and educational organizations
- + Sign up when you take the test:
  1. Choose to participate in Student Search Service when registering for a College Board test (fill in the circle on the answer sheet).
  2. Provide information about yourself on your answer sheet.
  3. Participating organizations can then search for groups of students who may be a good fit.
  4. FYI: The College Board never shares information on disabilities, parental education, self-reported parental income, Social Security numbers, phone numbers, or actual test scores through Student Search Service.