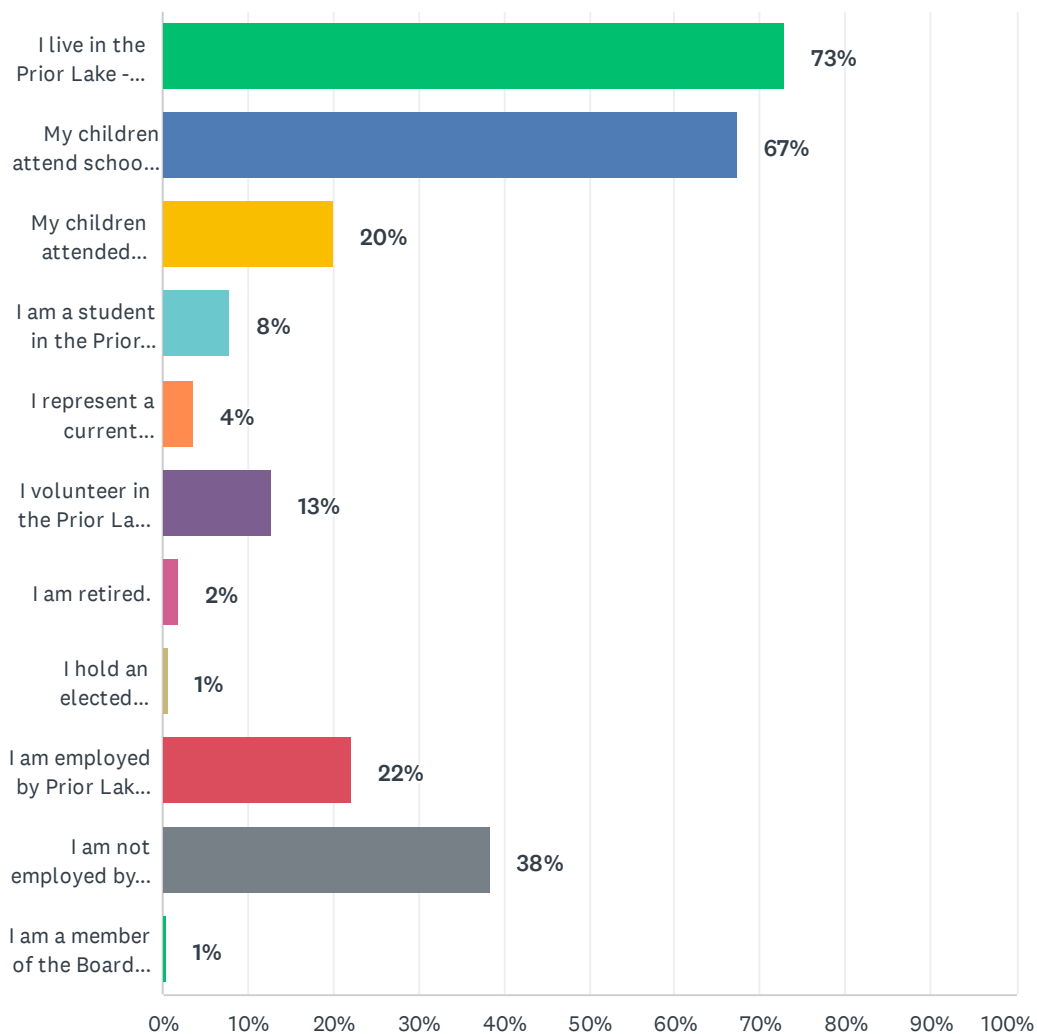


Q1 Please indicate all which apply to you:

Answered: 1,942 Skipped: 10

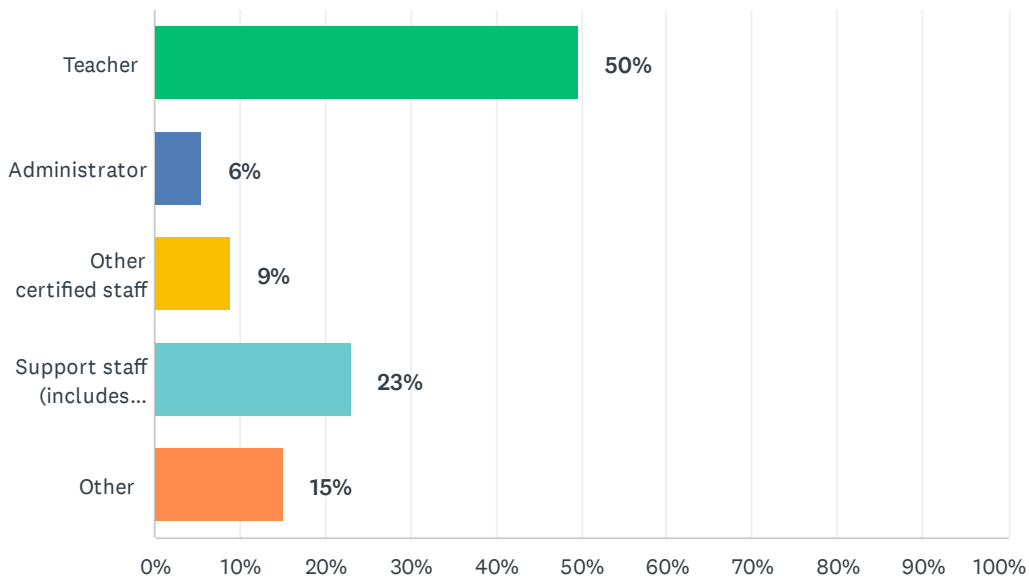


Superintendent Search Survey

ANSWER CHOICES	RESPONSES	
I live in the Prior Lake - Savage Area Schools attendance area.	73%	1,417
My children attend schools in the Prior Lake - Savage school district.	67%	1,310
My children attended schools in the Prior Lake - Savage school district.	20%	391
I am a student in the Prior Lake - Savage school district.	8%	153
I represent a current non-child household.	4%	72
I volunteer in the Prior Lake - Savage school district.	13%	247
I am retired.	2%	38
I hold an elected political office.	1%	12
I am employed by Prior Lake - Savage Area Schools.	22%	432
I am not employed by Prior Lake - Savage Area Schools.	38%	745
I am a member of the Board of Education for Prior Lake - Savage Area Schools.	1%	10
Total Respondents: 1,942		

Q2 If you are employed by Prior Lake - Savage Area Schools, please specify your position. If you are not employed by the District, please advance to the next question.

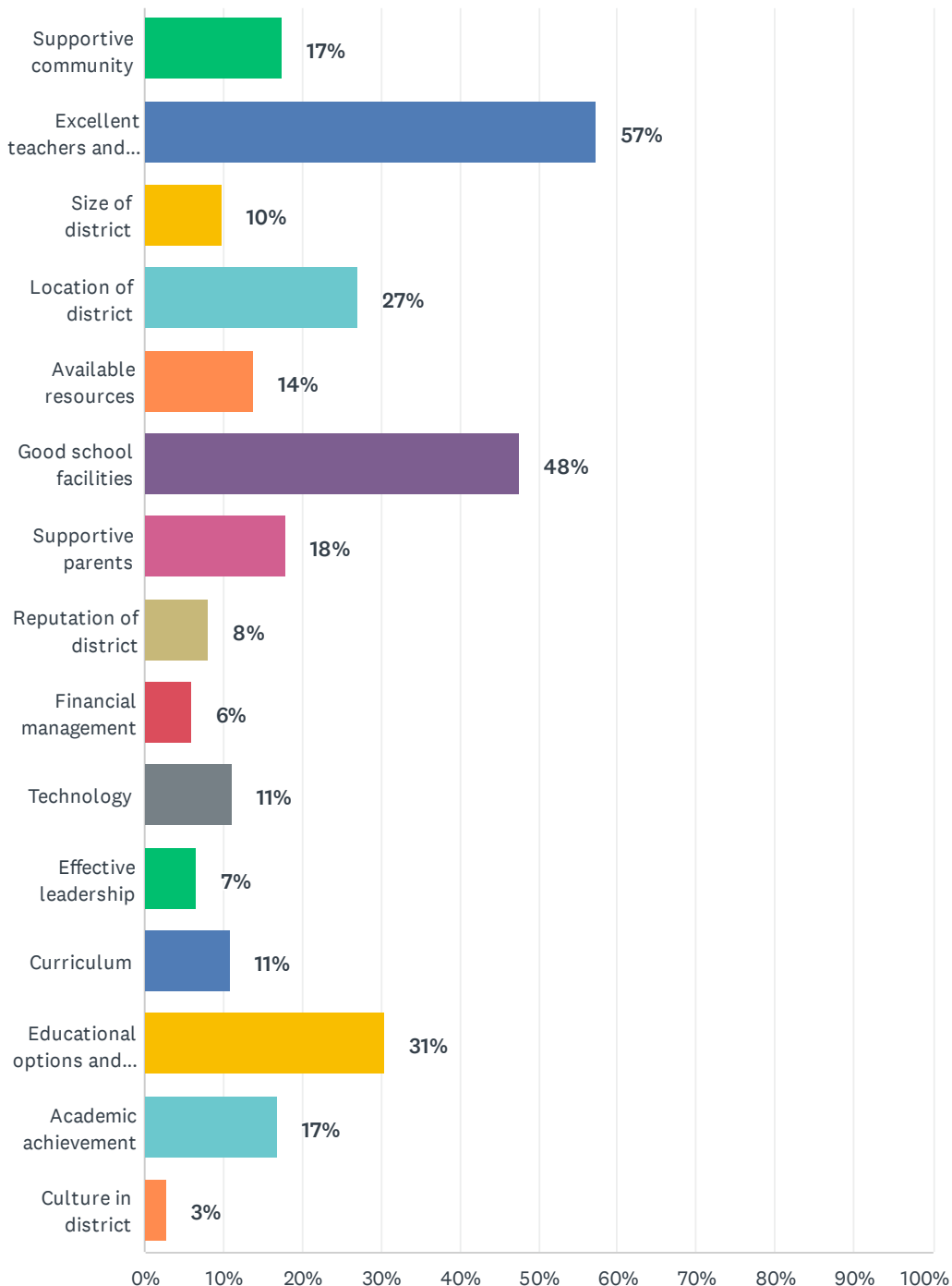
Answered: 481 Skipped: 1,471



ANSWER CHOICES	RESPONSES	
Teacher	50%	239
Administrator	6%	27
Other certified staff	9%	43
Support staff (includes secretary, instructional assistant, custodian, maintenance)	23%	111
Other	15%	73
Total Respondents: 481		

Q3 Select from the list below the three most significant strengths of the district. Be sure to select only three choices.

Answered: 1,811 Skipped: 141

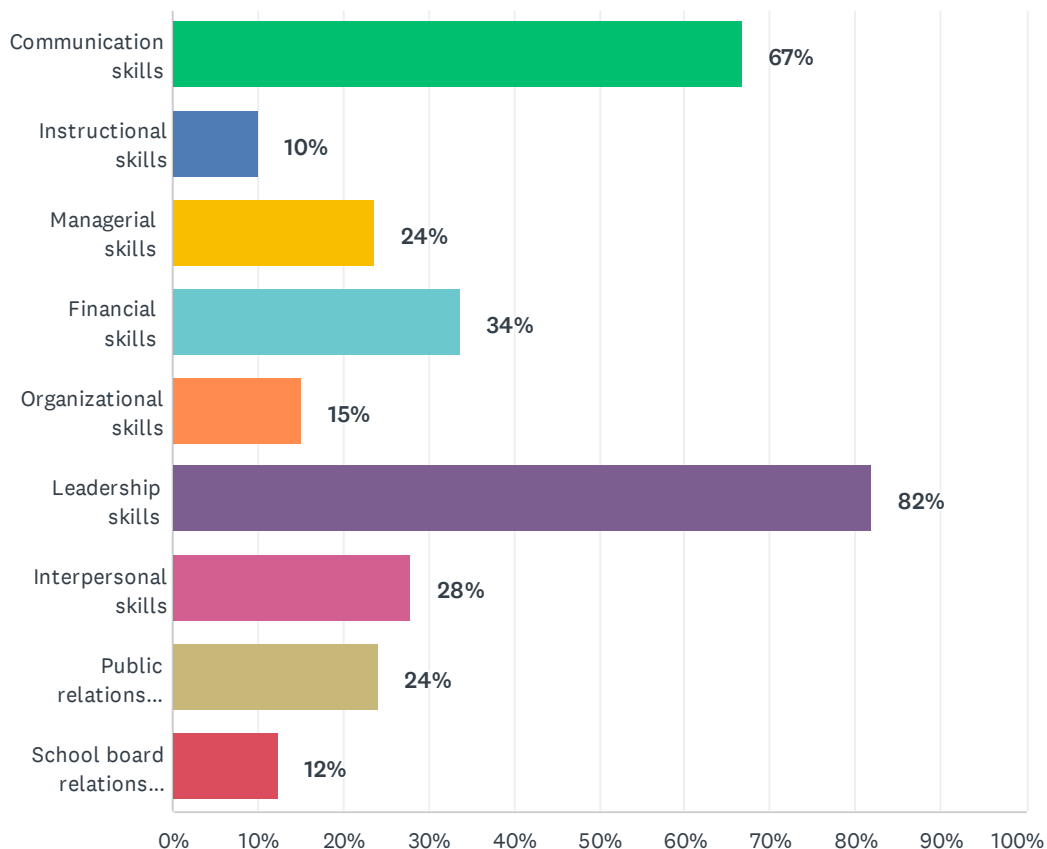


Superintendent Search Survey

ANSWER CHOICES	RESPONSES	
Supportive community	17%	315
Excellent teachers and staff	57%	1,038
Size of district	10%	176
Location of district	27%	491
Available resources	14%	251
Good school facilities	48%	863
Supportive parents	18%	323
Reputation of district	8%	146
Financial management	6%	107
Technology	11%	199
Effective leadership	7%	119
Curriculum	11%	196
Educational options and programs	31%	553
Academic achievement	17%	305
Culture in district	3%	51
Total Respondents: 1,811		

Q4 Select from the list below the three most important skills you would like to see in a superintendent.

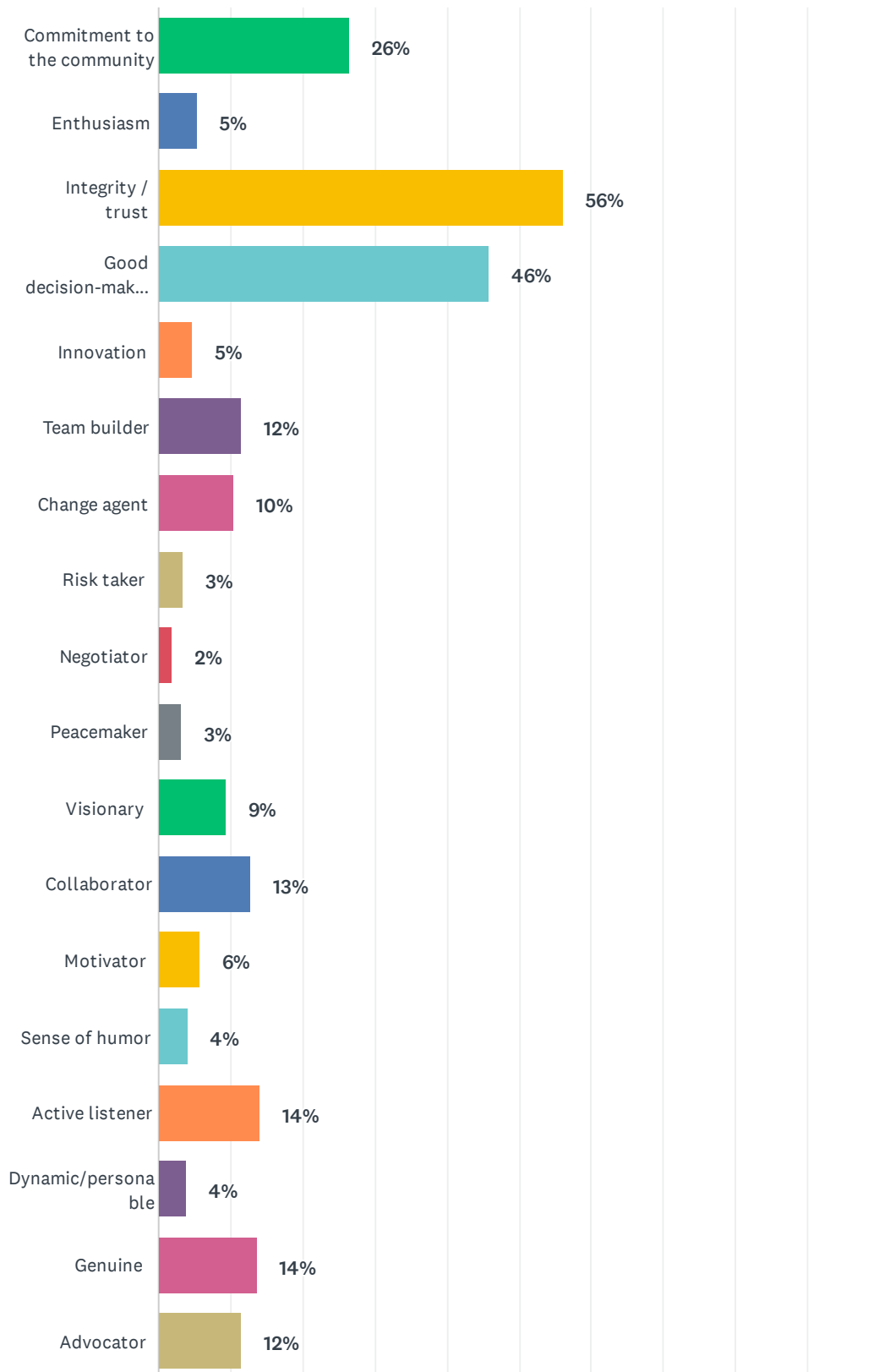
Answered: 1,788 Skipped: 164



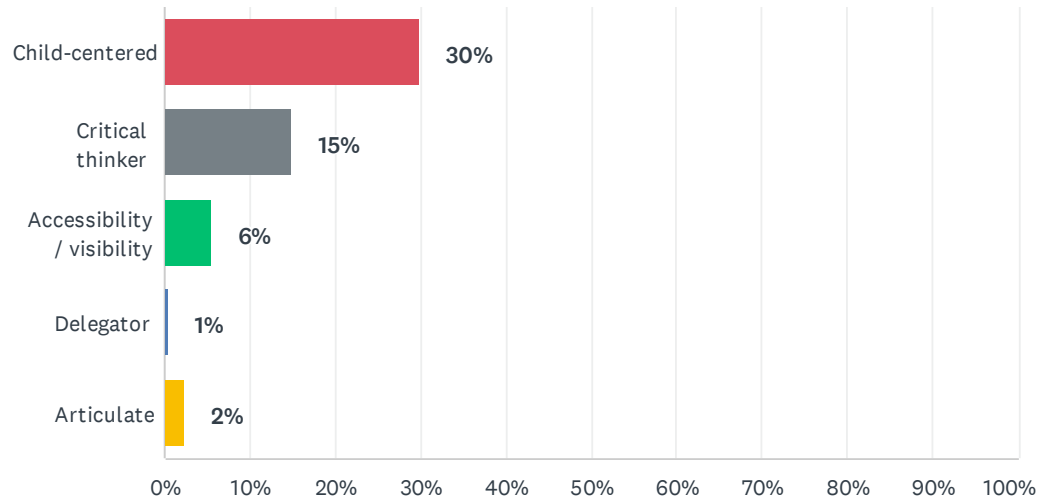
ANSWER CHOICES	RESPONSES	
Communication skills	67%	1,192
Instructional skills	10%	180
Managerial skills	24%	423
Financial skills	34%	601
Organizational skills	15%	271
Leadership skills	82%	1,465
Interpersonal skills	28%	501
Public relations skills	24%	429
School board relations skills	12%	222
Total Respondents: 1,788		

Q5 Select from the list below the three most important characteristics you would like a superintendent to exhibit.

Answered: 1,735 Skipped: 217



Superintendent Search Survey

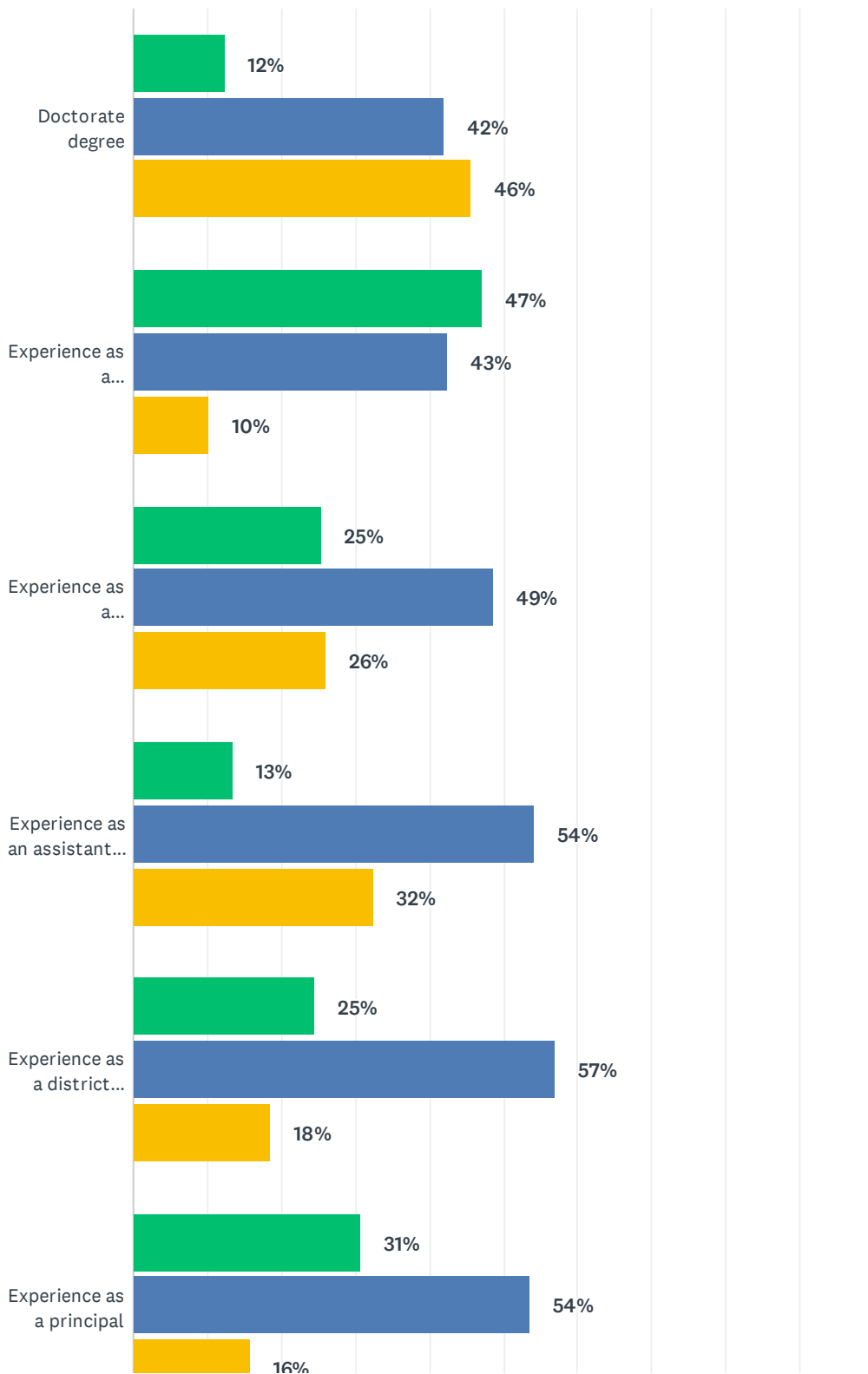


Superintendent Search Survey

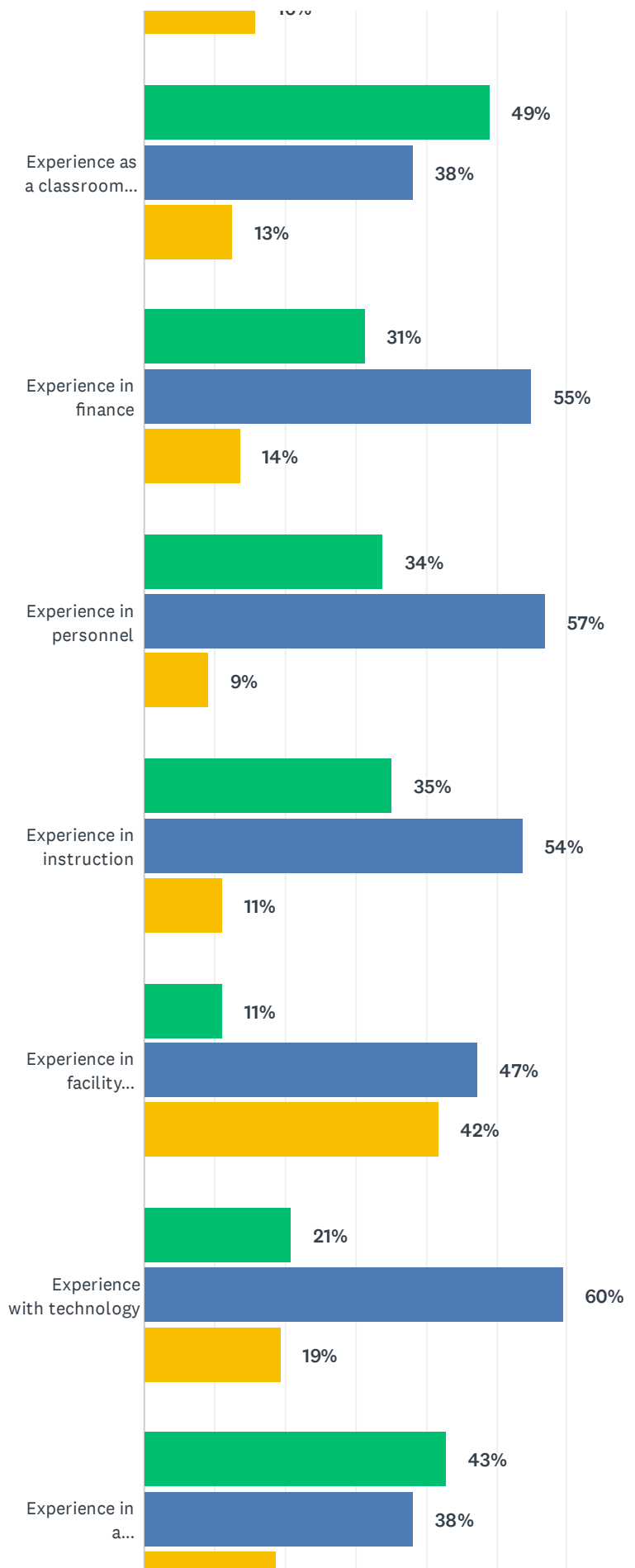
ANSWER CHOICES	RESPONSES	
Commitment to the community	26%	459
Enthusiasm	5%	94
Integrity / trust	56%	972
Good decision-maker / problem solver	46%	794
Innovation	5%	81
Team builder	12%	201
Change agent	10%	180
Risk taker	3%	58
Negotiator	2%	35
Peacemaker	3%	54
Visionary	9%	164
Collaborator	13%	223
Motivator	6%	99
Sense of humor	4%	70
Active listener	14%	244
Dynamic/personable	4%	67
Genuine	14%	237
Advocator	12%	201
Child-centered	30%	518
Critical thinker	15%	259
Accessibility / visibility	6%	96
Delegator	1%	9
Articulate	2%	40
Total Respondents: 1,735		

Q6 For each of the items below, indicate whether you believe the item is either extremely important, important, or not important in the new superintendent:

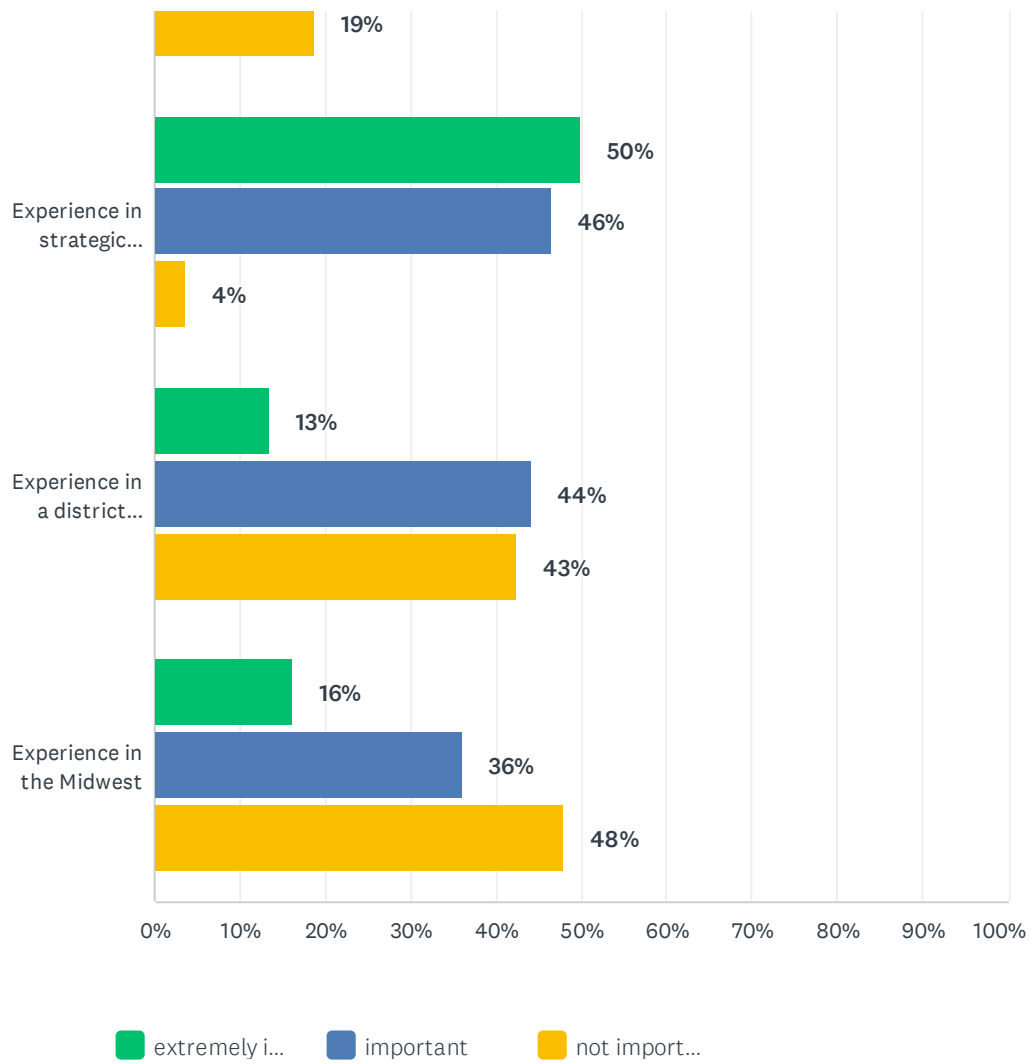
Answered: 1,672 Skipped: 280



Superintendent Search Survey



Superintendent Search Survey

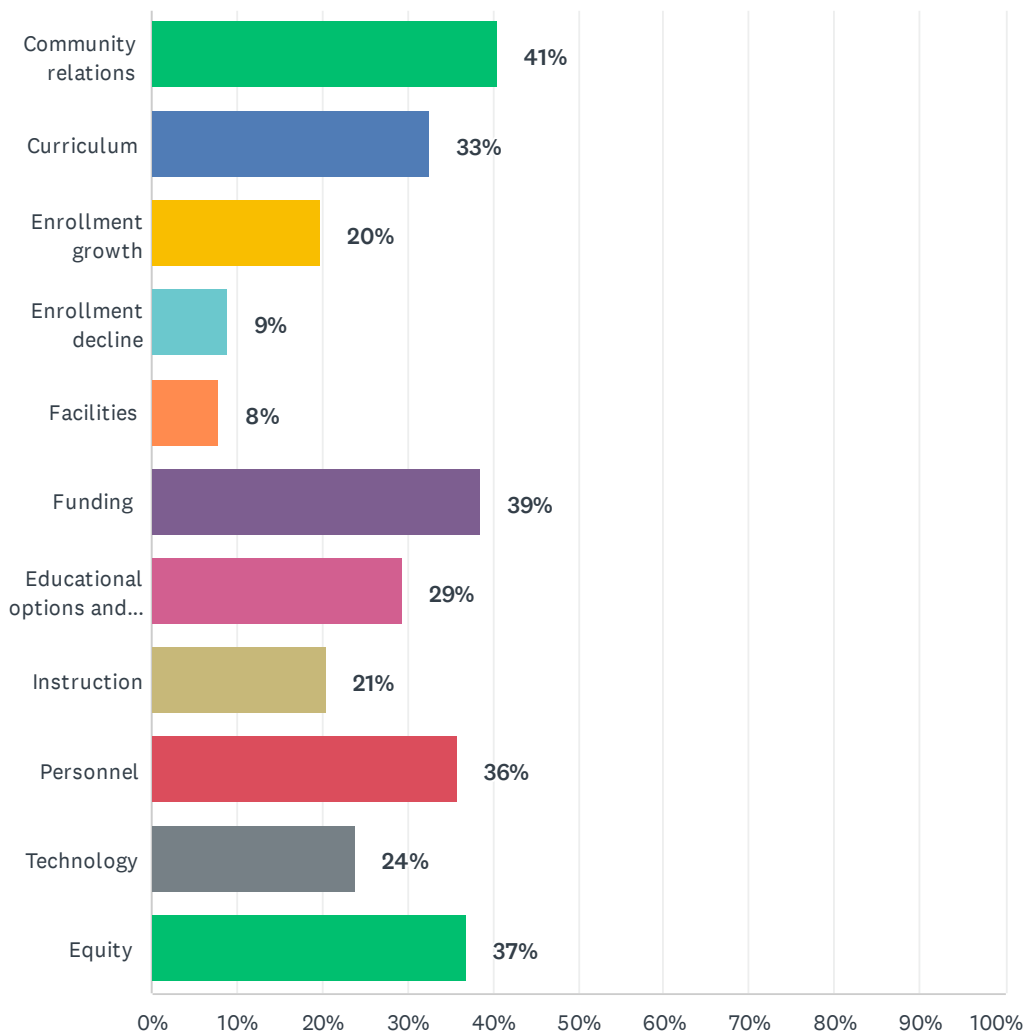


Superintendent Search Survey

	EXTREMELY IMPORTANT	IMPORTANT	NOT IMPORTANT	TOTAL
Doctorate degree	12% 204	42% 688	46% 749	1,641
Experience as a superintendent with a proven record of success	47% 786	43% 709	10% 172	1,667
Experience as a superintendent in a district of similar size	25% 421	49% 807	26% 434	1,662
Experience as an assistant superintendent	13% 223	54% 900	32% 538	1,661
Experience as a district level administrator	25% 409	57% 946	18% 307	1,662
Experience as a principal	31% 508	54% 889	16% 263	1,660
Experience as a classroom teacher	49% 817	38% 637	13% 211	1,665
Experience in finance	31% 518	55% 906	14% 226	1,650
Experience in personnel	34% 561	57% 943	9% 150	1,654
Experience in instruction	35% 582	54% 887	11% 185	1,654
Experience in facility construction and management	11% 183	47% 784	42% 692	1,659
Experience with technology	21% 347	60% 988	19% 323	1,658
Experience in a multi-cultural environment	43% 713	38% 635	19% 313	1,661
Experience in strategic planning	50% 827	46% 770	4% 60	1,657
Experience in a district serving a substantial percentage of low-income families	13% 221	44% 732	43% 705	1,658
Experience in the Midwest	16% 268	36% 595	48% 793	1,656

Q7 What do you consider to be the three most important issues or concerns facing the district in the next five years?

Answered: 1,668 Skipped: 284



Superintendent Search Survey

ANSWER CHOICES	RESPONSES	
Community relations	41%	677
Curriculum	33%	543
Enrollment growth	20%	331
Enrollment decline	9%	151
Facilities	8%	130
Funding	39%	644
Educational options and programs	29%	492
Instruction	21%	343
Personnel	36%	597
Technology	24%	400
Equity	37%	614
Total Respondents: 1,668		