


Principles of Art Work Sheet

Name_____


Period_____

Directions: Using Geometric Shapes draw in the correct answer


1. Balance, Symmetrical/formal




2. Balance, Asymmetrical/formal




3. Balance, Radial




4. Emphasis, Isolation



5. Emphasis, Location



6. Emphasis, Convergence



7. Rhythm, Progressive



8. Rhythm, Alternating



9. Rhythm, Flowing



10. Rhythm, Regular



11. Rhythm, Random



Direction: Circle True or False

- | | |
|---|---------------|
| 12. IT IS IMPORTANT TO ALWAYS HAVE YOUR PICTURE BE IN PORPORTION | T OR F |
| 13. MOVEMENTS HELPS DRAW YOUR EYE THROUGH OUT YOUR PICTURE | T OR F |
| 14. FORMAL BALANCE IS ALWAYS THE BEST BALANCE TO USE | T OR F |
| 15. UNITY TIES ALL THE ELEMENTS AND PRINCIPLES IN A WORK TOGETHER | T OR F |
| 16. MOVEMENT IS THE PRINCIPLE OF DESIGN THAT DETERMINES THE SIZE | T OR F |
| 17. VARIETY ADDS INTEREST AND DIFFERENCES IN CONTRAST AND VALUE | T OR F |
| 18. RHYTHM REPEATS TO GIVE THE ILLUTION OF MOVEMENT IN A WORK | T OR F |
| 19. CONVERGENCE HAS LINES THAT LEAD THE EYE TO A FOCAL POINT | T OR F |
| 20. ISOLATION DRAWS YOUR EYE TO ONE AREA OF THE WORK THAT STAND ALONE | T OR F |

DIRECTION: WRITE A SHORT DEFINITION

21. WHAT IS ALTERNATING RHYTHM?

22. WHAT IS PROGRESSIVE RHYTHM?

23. WHAT IS FLOWING RHYTHM?

24. WHAT IS RANDOM RHYTHM?
