
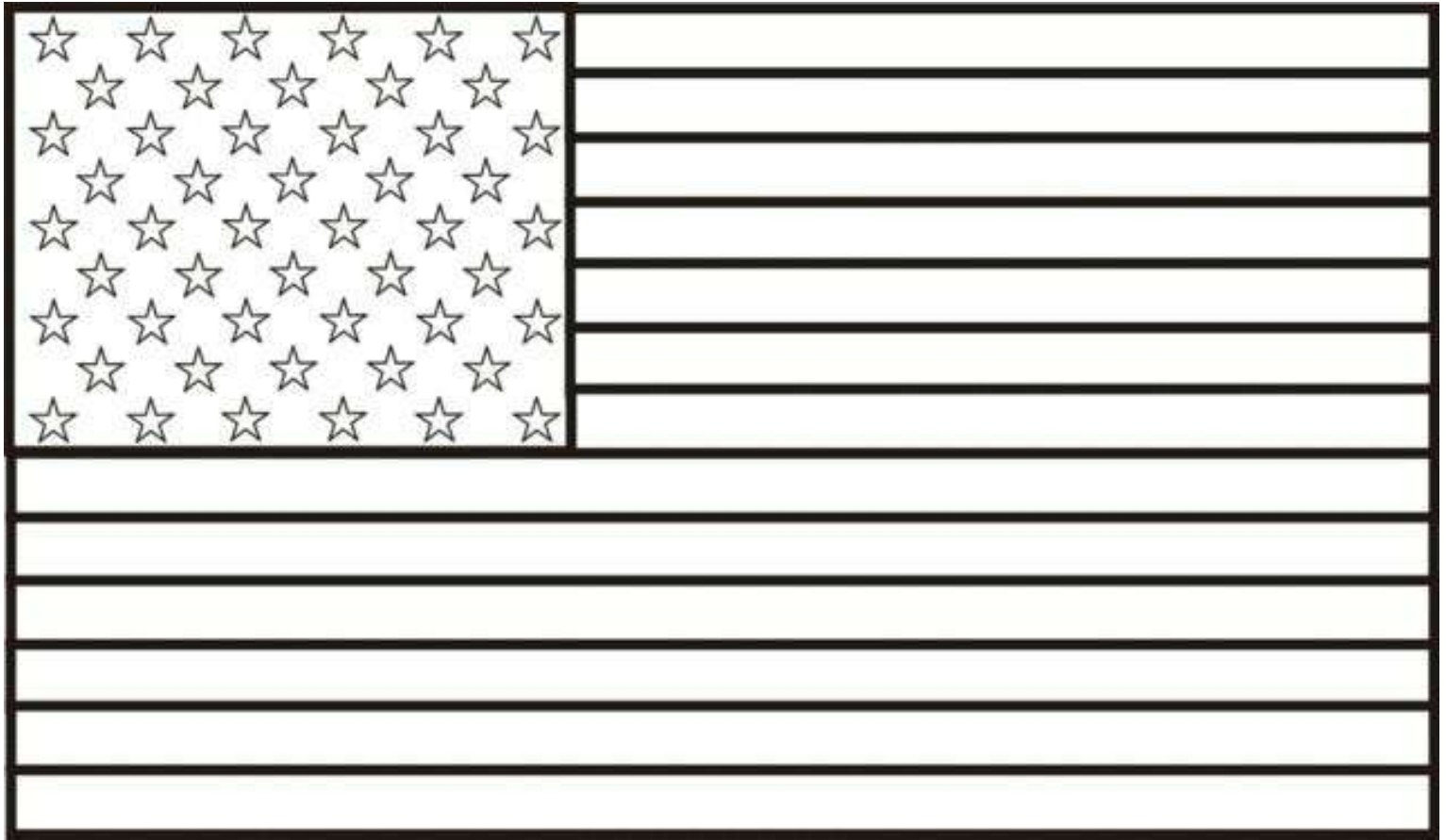




Presidents and Symbols



1 The Home of the President




THE WHITE HOUSE


Color the American Flag. Put a Star on the map to show where the White House is.

2 A Dishonest Story About an Honest Man


1



2




3



Draw the beginning, middle and end of the legend of George Washington and the Cherry Tree.
DAY 3: revisit and have students get feedback and suggestions for their drawings.


4 George Washington



Cut out the pictures and glue them in order. Write first, next, last on the lines.


5 Thomas Jefferson

1



A set of handwriting practice lines consisting of a solid top line, a dashed middle line, and a solid bottom line, spanning the width of the page.

2



A set of handwriting practice lines consisting of a solid top line, a dashed middle line, and a solid bottom line, spanning the width of the page.


3



A set of handwriting practice lines consisting of a solid top line, a dashed middle line, and a solid bottom line, spanning the width of the page.

Draw and write three items that symbolize, or represent, Thomas Jefferson.

6 Abraham Lincoln



Draw a detailed picture of Abraham Lincoln

7 Teddy Roosevelt

1

4

1

4

2

5

2

5

3

3

Describe Theodore Roosevelt's life by putting the pictures in the correct order.

7 Teddy Roosevelt



8 Five Presidents

A large, empty rounded rectangle with a black border, intended for a drawing. It occupies the central portion of the page, below the title and above the instructions.

Select one of the five presidents and draw a picture explaining what you admire about this president.

9 Carving Mount Rushmore



Complete a puzzle activity and share facts about the four presidents depicted on Mount Rushmore.