

Lewis County Preschool Non-Traditional Instruction

Teacher _____

Phone _____

Teacher Email _____

Please select *one activity from each subject area* to complete with your child.

Circle the activity completed and then sign below and return on the Next School Day.

Subject/Domain/AREA	Choice 1	Choice 2	Adaptions
Language	Say nursery rhymes with your child. Have your child clap along and keep the rhythm with you. * can count as a OT activity	Have your child read a story to you by looking at the pictures.	
Math	Gather toys around the house, sort toys into categories ex. type, color, size (use dolls, legos, cars, trucks, etc.)	Have your child make a triangle, square, rectangle, and diamond using home items such as straws or toothpicks, etc.... * can count as a OT activity	
Science	Find something made of glass, wood, metal, and plastic in your house and discuss the different textures. * can count as a OT activity	Have an ice cube race. Will it melt faster in the shade or the sun?	
Social	Choose one of the following personal info to help your child learn: Birthday, address, or phone number.	Talk about a problem your child is having and how you can solve it. Ex. they want a toy that is not available, ask them what they could do instead.	
Fine Motor	Have your child draw a picture of themselves and label each body part. (Watch "Matman" on YouTube) * can count as a OT activity	Have your child write their name in shaving cream, flour or sugar. They can draw shapes, pictures, letters, etc. * can count as an OT activity	

DATE: _____

Student Name _____

Parent Signature _____

Lewis County Preschool Non-Traditional Instruction
 Teacher _____ Phone _____
 Teacher Email _____

Please select *one activity from each subject area* to complete with your child.
 Circle the activity completed and then sign below and return on the Next School Day.

Subject/Domain/AREA	Choice 1	Choice 2	Adaptions
Language	Say nursery rhymes with your child. Have your child clap along and keep the rhythm with you. * can count as a OT activity	Make pretend puddles out of scrap paper, put a letter on each puddle and have them jump from letter to letter. # can count as a PT activity	Point and identify letters. Hand over hand assistance.
Math	Gather toys around the house, sort toys into categories ex. type, color, size (use dolls, legos, cars, trucks, etc.)	Have your child make a triangle, square, rectangle, and diamond using home items such as straws or toothpicks, etc... * can count as a OT activity	
Science	Put out a container to measure the rain over a few days. Talk about if it rained a lot, a little, is the container empty or full?	Take a piece of paper and crayon and make a bark or leaf rubbing. * can count as a OT activity	
Social	Play a game where you have to take turns. Ex roll a ball back and forth, play hide and seek taking turns hiding. # can count as a PT activity * can count as a OT activity	Play Simon Says, take turns being Simon. # can count as a PT activity	
Fine Motor	Find four bear pictures, have your child cut them out and glue or tape them to paper. * can count as an OT activity	Use scrap paper, magazines, napkins, tissue paper, newspaper, ribbon, junk mail to cut or tear shapes and make a collage. * can count as a OT activity	Hand over hand assistance

DATE: _____ Student Name _____ Parent Signature _____

Preschool NTI Packet-Day 23

Please check each item as completed. Sign the form and return to school the next day we return.

Completed the Alphabet Match sheet	
Help your parents in the kitchen and watch how cooking transforms matter (it's an experiment). (Example: liquid to solid, liquid to vapor, solid to liquid, etc.) Please observe two different experiments.	
Do different movements (example: jump, touch toes, reach up high, etc.) and count to twenty. Do at least 3 different movements.	
Create a picture on the back of this sheet, showing 3 different emotions.	

Child's Name_____

Parent Signature_____


Name _____

Cut and Paste Alphabet Match


Cut out the lowercase letters.

Paste them by the matching uppercase letters.


S




T




U




V




W




X



Y



Z



W

S

X

t

y

u

z

v

Preschool NTI Packet-Day 24

Please check each item as completed. Sign the form and return to school the next day we return.

Completed the Alphabet Match sheet. Let your child write her/his name on the sheet.	
Completed the Graphing sheet. Let your child write her/his name on the sheet	
Have your child teach you the "Clean Up Song" and then ask him to help you clean up a room in your house.	
Completed the Science/Collecting data sheet.	

Child's Name_____

Parent Signature_____

Name _____



Cut and Paste




Alphabet Match


Cut out the lowercase letters.

Paste them by the matching uppercase letters.


A




B




C




D




E




F



G



H



d

f

g

b

a


c

e

h

Cute Animal Graph

Cut out the animals and arrange each kind in a column.
Which row has the most? Which has the least?



4

3

2

1



Copyright © 2015-2016 by Education.com

All rights reserved. No part of this publication may be reproduced without prior written permission.

Science/Collecting data

Ask your child to listen for sounds in your environment.
Have your child answer the following questions.

What sounds do you hear?

Ask her/him to compare the sounds: Which sound(s) was the loudest/quietest?

Which sound was repeated the most?

Why are these sounds important to our environment?

How do these sounds make you feel?

Preschool NTI - Day 25

Lewis County Preschool Non-Traditional Instruction Day 25

Please select *one activity from each subject area* to complete with your child.
Circle the activity completed and then sign below and return on the Next School Day.

Subject/Domain/AREA	Choice 1	Choice 2	Adaptions
Literacy	Use objects in books and come up with words that rhyme (real or nonsense) EX. Clock-block, rock, sock, zock	Read a story to your child. Before the story ask them what they think the story is about. Have them predict what will happen next.	
Math	Build with blocks and count how many you can stack before it falls.	Play "I Spy". Name a color or shape and have your child find something that matches (colors: red, blue, yellow, green, black, brown, orange; shapes: circle, oval, rectangle, triangle, square)	
Science	If you have baking soda and vinegar, create a volcano. Place baking soda in either a small hole dug outside, a bottle cap, small cup, empty pill bottle, etc. and add the vinegar. Predict what will happen before adding the vinegar to the baking soda. Talk about what happened after adding baking soda.	Freeze objects in an ice tray and figure out how ice will melt the fastest. (ex. Hands, salt water, plastic hammer, etc.)	
Social	Play pretend with your child, practice taking turns-you could play grocery store, fire station, restaurant, hair salon, etc. Take turns taking orders, making appointments, etc.	Practice child's personal information: full name, age, birthday, address, phone number.	

Fine Motor	Draw a picture of your family. Practice making circle, lines. Pictures should include: body, head, arms, legs, hands, feet, eyes, nose, mouth.	Trace shapes: circle, square, triangle, rectangle, oval, diamond.	
------------	--	---	--

DATE: _____

Student Name _____ Parent Signature _____

Preschool NTF - Day 26

Lewis County Preschool Non-Traditional Instruction
Day 26

Please select *one activity from each subject area* to complete with your child.
Circle the activity completed and then sign below and return on the Next School Day.

Subject/Domain/AREA	Choice 1	Choice 2	Adaptions
Literacy	Act out a favorite story (Three Little Pigs, Goldie Locks and the three Bears, Billy Goats Gruff)	Use objects around the house and come up with words that rhyme (real or nonsense) Ex. Bed-red, cat-hat, dog-log, etc.	
Math	Patterns-Use household objects, have child make an ABAB, ABCABC or AABB pattern (EX. Spoon-fork, spoon-fork, Doll-car-cup, doll-car-cup Doll-doll, cup-cup)	Practice counting objects around your house. Make sure they are touching each object as they say a number. Try 1-5, 1-10, 1-15, 1-20. If your child struggles with a number do not go any higher. Have them practice the group they are needing to work on.	
Science	Clean pennies with vinegar. You will need dirty pennies, salt and vinegar. Rub salt over the pennies then pour the vinegar over the pennies and watch what happens. This is a chemical reaction.	Plant seeds in three different cups. Place one in the window, one on a shelf away from the light and one in a closet or cabinet. Make sure to water each plant as needed. Let them grow for a week and observe what happens with each cup. You can use any type of bean (lima beans work really good, but brown or navy beans are also good)	
Social	Play a game and practice taking turns.	Name a feeling and have your child make a face to match the emotion. Use a mirror so they	

		can see their expression. (happy, sad, mad, scared, surprised)	
Fine Motor	Have your child get dressed as independently as possible. Work on pulling up underwear and pants, snapping buttons, putting on coat before heading outside to play, and zipping coat.	Have your child copy simple shapes. Parent/guardian draws a shape and child copies shape parent has drawn. Talk about the shape.	

DATE: _____

Student Name _____ Parent Signature _____

Preschool NTI - Day 27

NTI day 27

Please complete all sheets with your child.

Please send back finished work and sign below.

Parent/Guardian Signature

Child's Name

Date

Name _____

Color the pictures. Write the total number on the line.

Color 2 flowers red.

Color 3 flowers orange.


2 and 3 is _____



Color 1 cat black.

Color 4 cats brown.

1 and 4 is _____



Color 2 gifts blue.

Color 2 gifts purple.


2 and 2 is _____



Color 1 car green.

Color 2 cars yellow.


1 and 2 is _____



Name _____



Draw a line.



Draw a picture that rhymes with red.

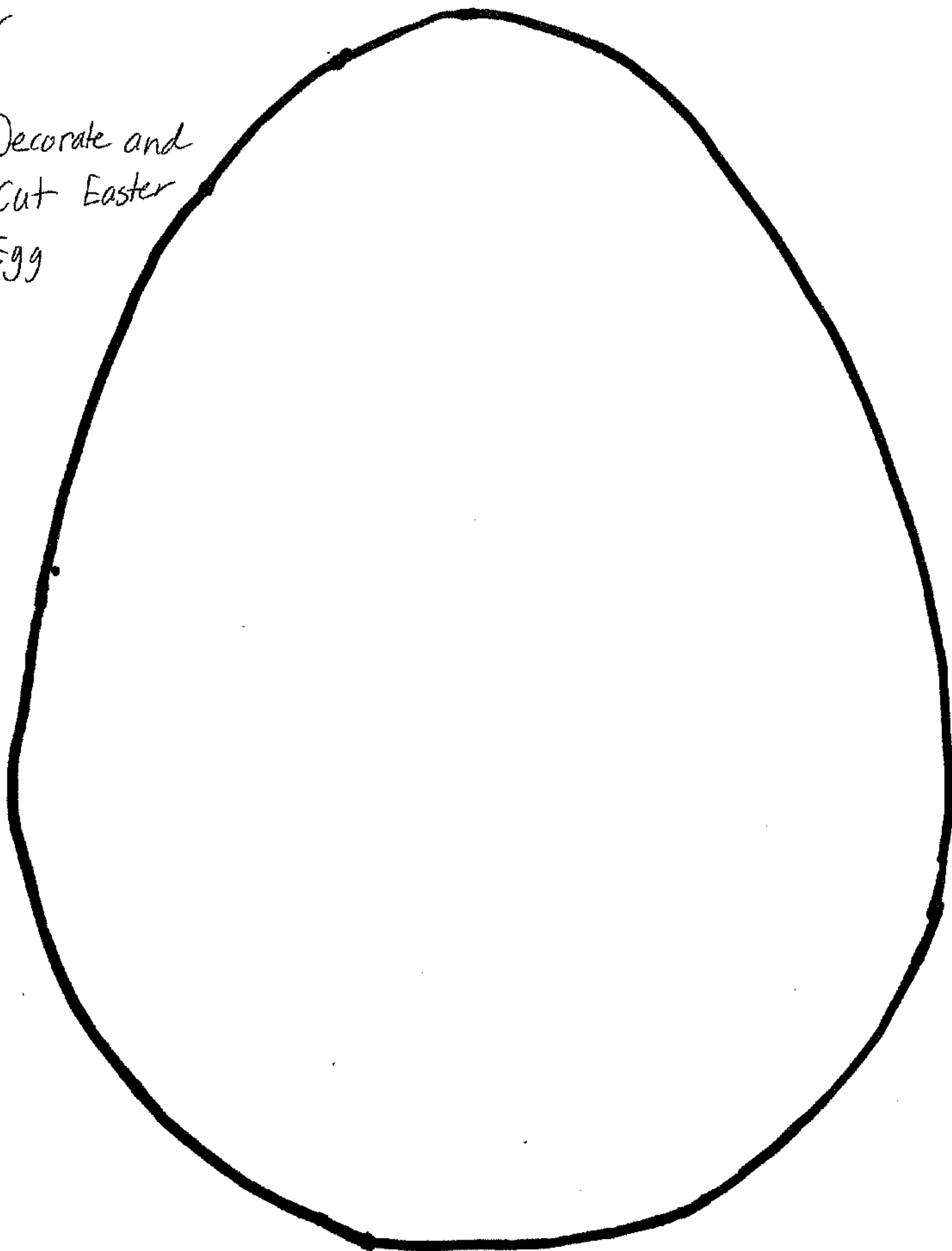


Directions: Draw lines to match the pictures with their rhyming names.



Home Activity: Have your child point to the matching pictures and say their names.

(
Decorate and
Cut Easter
Egg



Eating at the Table

My name is _____ and I am _____ years old. I go to preschool at _____




At school, we eat our meals and snacks while we sit at the table.

Sitting at the table makes it easier to eat safely and neatly.

When it is meal time, I will try and stay sitting at the table until my teacher says I can be all done and get up. Until they tell me I can get up, I can keep sitting at the table while I am eating.

My teachers like it when I stay at the table while I am eating my meal or my snack.



NTI day 28

Please complete all sheets with your child.

Please send back finished work and sign below.






Parent/Guardian Signature






Child's Name


Date

Name _____


Trace and cut out the numbers at the bottom of the page.
Count the eggs and paste the correct number in the box.


	
	
	
	
	





 Draw.



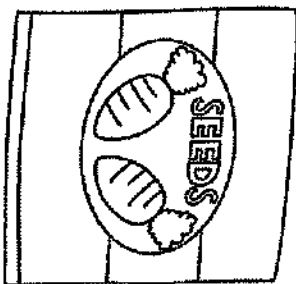
 Write.

 **Directions:** Draw a picture and make up a name of an animal story character you like. Write the name on the line.


 **Home Activity:** Talk about the animal's name with your child.




a m c



r h s




f s t



s j b




c w y




m w i



r n m



c r p



s q b

STORYTIME



Friends or the teacher reads books to us.




I sit with my legs crossed.



I keep my hands in my lap.



My mouth is closed and I listen.



I look at pictures in the book.



I am quiet when friends or my teacher read books

Day 29

Preschool NTI

Enclosed you will find activities for your children to complete in the event of a school cancellation. Please assist your child in completing the packet in its entirety. Once each task is complete, please mark with a check mark, initial, and date. Once all activities are completed, please sign and return to school. Include any notes necessary in recording your child's response to the tasks.

Activity	Completed	Date	Initial
Circle the Number Activity			
Senses and Feelings Activity			
Shape Tracing Worksheet			

Child's Name: _____

Parent's Signature: _____

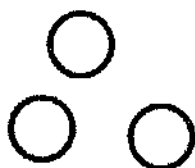
Circle the Number

Name: _____ Date: _____

Circle the number that matches the amount of objects.



4 5 7



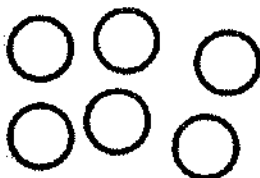
1 2 3



4 7 9



2 4 6



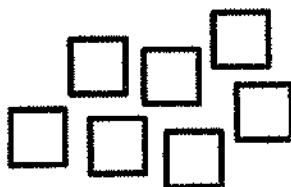
6 7 8



0 1 9



3 4 5



7 8 9

0 9 2



7 8 9



1 4 10

Name: _____

Date: _____

Senses and Feelings

Circle the correct answer.

What are the people using in the pictures?




What are the people using in the pictures?



How do the dogs feel in the pictures?



How do the cats feel in the pictures?



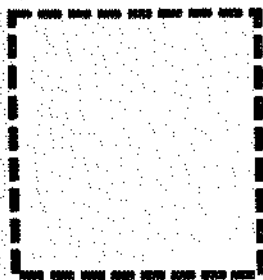
Education.com

Find worksheets, games, lessons & more at education.com/resources


© 2007 - 2020 Education.com

Shape Tracing Worksheet

Trace the shapes.




square



rectangle



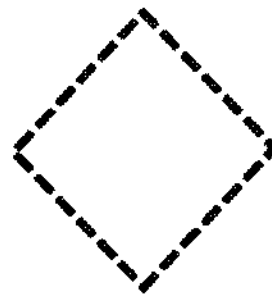
triangle




circle



oval



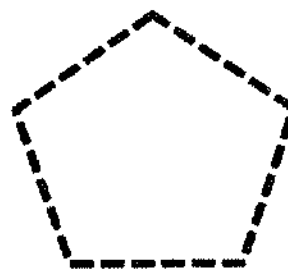
diamond
(rhombus)



star



heart



pentagon

Day 30

Preschool NTI

Enclosed you will find activities for your children to complete in the event of a school cancellation. Please assist your child in completing the packet in its entirety. Once each task is complete, please mark with a check mark, initial, and date. Once all activities are completed, please sign and return to school. Include any notes necessary in recording your child's response to the tasks.

Activity	Completed	Date	Initial
Circle the Matching Lowercase Letter			
Dinosaur Line Tracing Activity			
Matching Rhyming Words Worksheet			

Child's Name: _____






Parent's Signature: _____

Circle the matching lowercase letter in each row.

S	c	s	e	h
L	v	n	b	l
M	a	m	e	c
N	d	l	t	n
O	b	m	o	a
R	e	r	f	z
Q	h	q	b	o
P	v	a	o	p

dinosaur prewriting

trace the lines to match the dinosaurs




Name _____

Date _____

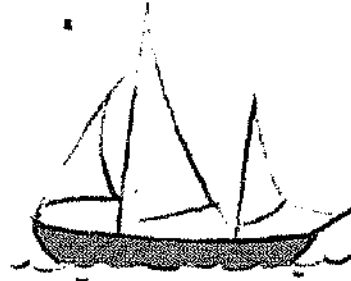
Matching Rhyming Words

Read each picture aloud, then match the ones that rhyme.
Each pair of rhyming words has the same ending sound;
can you think of additional words that rhyme?


1.




2.



3.



4.



Education.com

Find worksheets, games, lessons & more at [education.com/resources](https://www.education.com/resources)

© 2007 - 2020 Education.com