









# October 2016

Sunday	Monday	Tuesday	Wednesday	Thursday	Friday	Saturday
						1
						Have your child tell one thing she did well today. (Self-Esteem)
2	3	4	5	6	7	8
Go on a hunt for orange objects. (Colors)	Paint with yellow and red to create the color orange. (Art/Science)		Pretend to be popcorn kernels popping. (Movement)	Act out how to "Stop, Drop and Roll" in case of a fire. (Safety)		Pretend to be a sneaky black cat. (Movement)
9	10	11	12	13	14	15
Make a sailboat to sail in the bathtub. (Construction)	<b>Columbus Day</b> 	Visit your local library for story hour. (Literature)	Serve alphabet cereal for breakfast. Letter Recognition	Play an age appropriate computer game with your child. (Technology)	Use pillows to create an obstacle course and crawl through it. (Coordination)	Show how to conserve electricity by turning off unneeded lights. (Conservation)
16	17	18	19	20	21	22
Let your child place an item in the food bank at your market. (Responsibility)	Sit with your eyes closed. What sounds can you hear? (Listening Skills)	Ask, "What if a scarecrow's hat got lost? What could he use instead? (Problem Solving)		Teach your child the finger play, "The Eensy Weensy Spider". (Language)	Read a Halloween story to your preschooler. (Literature)	Let your child use newspaper and tape to create a funny costume. (Creativity)
23/30	24/31	25	26	27	28	29
Paint silly faces on small pumpkins. (Art)	Have your child make up a pumpkin story to illustrate. (Language Arts)		Make a pumpkin pie with your child. (Cooking)	Bake pumpkin seeds for a snack. (Cooking)	Let your child help you decorate your house for Halloween. (Cooperation)	Use black felt shapes to make a face on a felt pumpkin cutout. (Shapes)