



Setting

Use the provided clues to predict where the story takes place based on clues like time of day and location conditions.

A large, empty rectangular box with a black border, intended for students to write their predictions about the story's setting.


Setting

Use the provided clues to predict where the story takes place based on clues like time of day and location conditions.

A large, empty rectangular box with a black border, intended for students to write their predictions about the story's setting.


Character

Use the provided clues to predict the characters involved in the story and potential conflicts.

A large, empty rectangular box with a black border, intended for writing a response to the prompt above it.


Character

Use the provided clues to predict the characters involved in the story and potential conflicts.

A large, empty rectangular box with a black border, intended for writing a response to the prompt above it.

Plot

Use the provided clues to predict a potential plot event that might happen in this story.



Plot

Use the provided clues to predict a potential plot event that might happen in this story.

