

DO NOW: Get out your Font and Tone Practice assignment


You will be put into breakout rooms

1. One by one, share your top 3 fonts
2. Have the other people in the group guess the tone of voice

POP ART PORTRAITS


Roy Lichtenstein Paintings

- **the comic book style**
- **a style that was fixed in its format**
 - ▶ **black outlines**
 - ▶ **bold colors and tones rendered by Benday dots**
 - ▶ **Thought and speech bubbles**
- **Melodramatic - exaggerated, sensationalized, or overemotional**












Student Examples









Pop Art Portrait Planning Sheet

Narrative:

What word or words do you want to have in your thought or speech bubble?

What is the tone of voice you want to use in your speech bubble?

What three fonts could convey this tone of voice? How so?

Colors:

What colors are you planning on using? (They should be bold)

Where are you planning on putting benday dots? (face, background, etc?)

Photo:

Copy and paste the photo that you will be using for this project. If you need Ms. Conner to print it out, email her a copy.