



An introduction to Poll Everywhere activities

For higher education

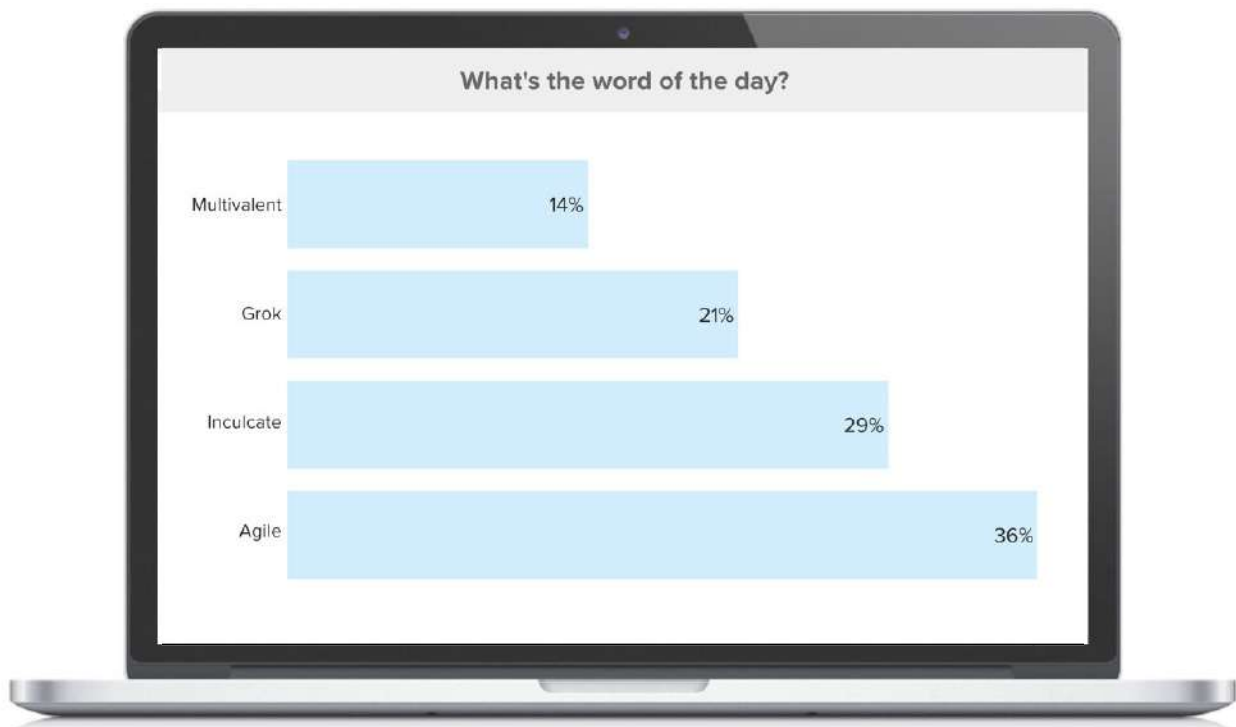
Multiple choice poll

Fast, formative assessment

Deploy a multiple choice poll every 10-15 minutes to bring attention back to the topic at hand. It provides an instant snapshot of learning, and alerts the instructor when further explanation is required.

One-minute attendance

Multiple choice polls make it easy to take attendance. Designate the correct response, perhaps a word of the day, and allow thirty seconds for students to tap their answers.



Word cloud

Gauge the impact

Before-and-after activity: Begin with a word cloud activity to collect student impressions of a topic. End with the same word cloud activity to learn how much those impressions have changed in the course of discussion.

Sentiment check

A word cloud is the fastest way to identify prevailing attitudes and opinions about a topic. It can also be used to gradually reach a consensus– the most-used word grows larger as discussion continues.



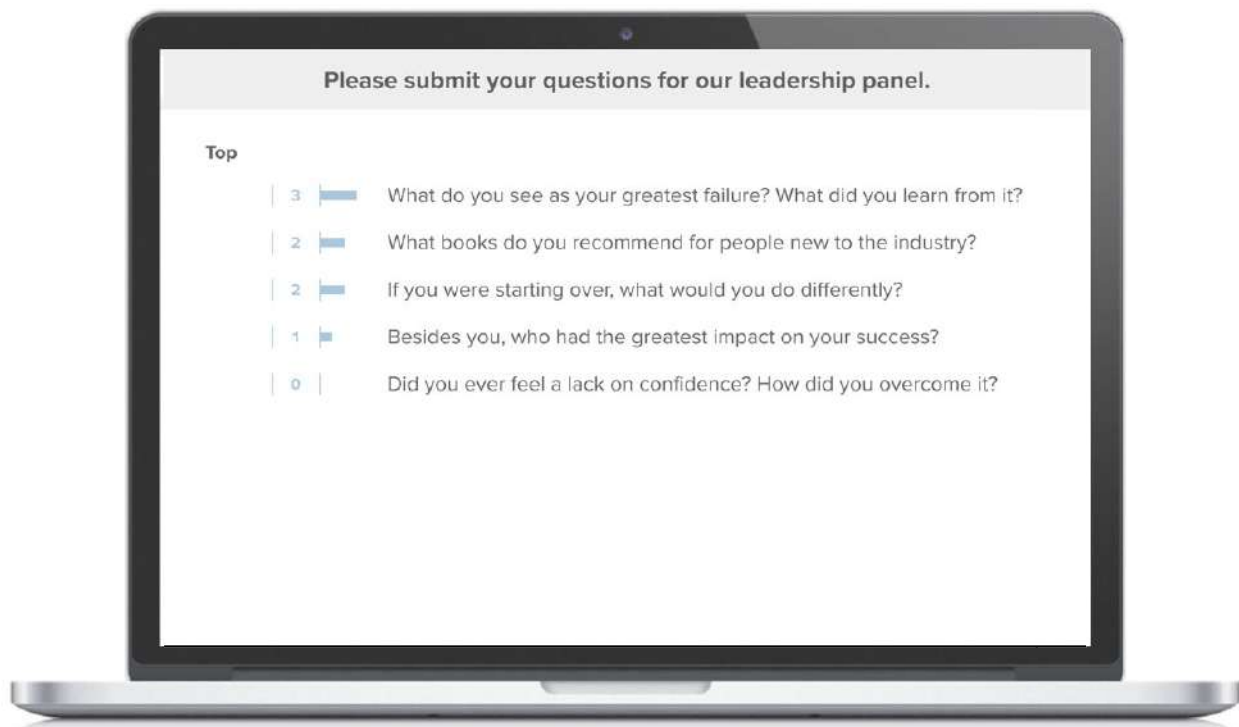
Q&A

Prioritize questions and ideas

The Q&A activity combines an open-response question with upvoting and downvoting. Students submit questions or ideas, then rank the questions and ideas others submit. In less than a minute, the instructor can identify top-ranked responses. Because there is no hand-raising, students can ask questions or posit ideas without fear of embarrassment.

Mock leadership panel Q&A

Assign a group of students to play the role of subject matter experts or world leaders. Encourage the remaining students to question them using a class-ranked Q&A activity.



© 2006 The Authors

When the answer lies somewhere between A and B, a clickable image gives students the freedom to plot their answer anywhere on a continuum. The instructor can upload a grid, number line, x-y axis, or any image to collect responses.

Upload a diagnostic image and prompt students to pinpoint the abnormality on their own devices. The clickable image activity allows the instructor to designate correct and incorrect click regions.



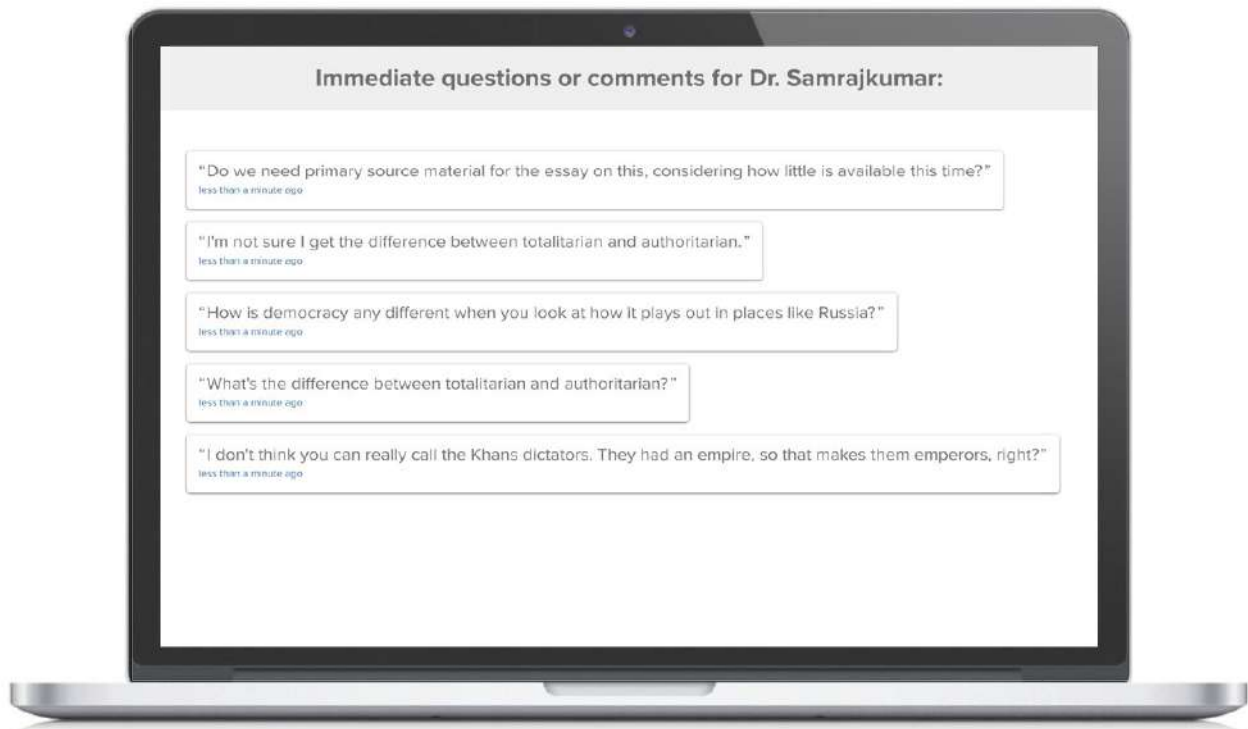
Open-ended

Keep an open backchannel

Leave an open-ended activity running in the background, so students can quietly raise questions and comments without interrupting the flow of instruction. Instructors typically receive more questions, and more honest questions, through a semi-anonymous backchannel than they receive through hand-raising.

Hold a silent discussion

Give students the prompt or question to discuss, then watch their responses appear together on the screen. As they see the ideas populate, students often become emboldened to speak out loud, when they would otherwise keep silent.



Rank order

Reorder ideas or topics

A rank order questions allows students to drag a set of options into the desired order. It can be used to rank options by preference, chronologically, by priority, or any order the instructor assigns.

Rank for impact

Ask students to evaluate cause and effect by ranking a list of forces or events by the magnitude of their impact on a culture, era, or historical movement.



Surveys travel outside the classroom

While most Poll Everywhere activities are best suited for live interaction, surveys are designed to be shared via email, LMS link, or social media. Students respond on their own time, to multiple questions at once. They can be used for pre- or post-class assessment, or for self-paced quizzes. Many instructors begin the semester with an introductory survey to gauge student experience and goals.