


# Pick Me! Pot

Freebie!

flower  
numbers  
and  
label



By Kidsrcute



Thank you for stopping by my Kidsrcute store! I hope that your class will enjoy these fun pick sticks! Print the numbered flowers on colored cardstock and the pot label on white paper. Be sure to use photo quality settings and laminate them to last! Tape or glue the flowers to large craft sticks and display them in a little pot or tin.

I love to showcase my products in use on my blog!  
Email me a photo of your cute pick sticks if you like!

If you have any questions regarding your download, please feel free to write me at [creativelessoncafe@gmail.com](mailto:creativelessoncafe@gmail.com)

Positive feedback on free items is always appreciated!  
I'd love to have you join as a follower of my shop! Followers are first to receive notice of free and new items as they become available!











My Store  
<http://www.teacherspayteachers.com/Store/Kidsrcute>








My Teaching Blog  
<http://creativelessoncafe.blogspot.com>








If you choose to display photos of this item on a blog or website, kindly give credit to my Kidsrcute store or my blog, Creative Lesson Café. Thanks!

© 2014 Jeannine Moriconi-Kidsrcute  
for single classroom use only

























Graphics by these amazing artists:

Lovin' Lit

Scrappin Doodles

Paula Kim Studios

Fonts by Kimberly Geswein and Kidsrcute