


# *Stivers*

---

School for the Arts

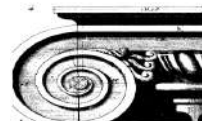


**Piano**

# Audition

# ***Middle School Piano Audition***

Stivers School for the Arts



## ***Selected Guidelines***

*The Piano Magnet is a six-year program designed to develop young keyboard musicians in a well-rounded, repertoire based curriculum. As such, the curriculum is differentiated for students at all proficiency levels, and all students perform for one another. Students will learn technical, aural and analytical skills. They will delve into the the historical and cultural aspects of music. They will explore the many uses of their piano skills, including collaboration, accompanying, solo work, improvisation and composition. Students in all grades will play solos for adjudicated events, occasional social events and school concerts and recitals. Some students will be eligible for a weekly studio lesson with an adjunct teacher. At the end of their six year program, students will have acquired a vast musical and pianistic knowledge that will prepare them to audition for college programs in performance and music education.*

## ***Program Goals:***

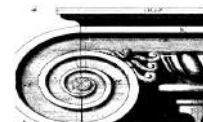
- To pursue excellence in music and piano studies and to achieve steady growth
- To gain an understanding of the inner workings of music: theory, career readiness and collaboration
- To pursue perform in recital at least twice a year in each of their six program years
- To perform for feedback and a rating at the annual Solo & Ensemble Adjudicated Events: Ohio Music Education [O.M.E.A.] for grades 9-12 and the Junior High Solo & Ensemble Adjudicated Event grades 7-9
- To attend live, in-school performance from Muse Machine and other arts groups

## ***Step-By-Step Audition Process:***

- Choose a piece to play. Don't choose the most difficult piece you have played, but rather one that you have mastered and that will show the most advanced level of proficiency. You may use a piece from your teacher or print one of your selections.
- Pieces appropriate for the audition are attached. Remember: you want to play the pieces that represent you at your very best!

# *Middle School Piano Audition*

Stivers School for the Arts



## *Audition Process Continued:*

### *How to Prepare for the Audition:*

- Prior to the audition date, the student can prepare C Major Scale and G Major Scale, along with a piece of the student's choice, or a selection from the attached pieces;

*Country Gardens*

*Roller Coaster*

The audition has six [6] parts:

- 1] Contact Form
- 2] Warm-up
- 3] Playing                      a. Scales              b. Chosen Piece              c. Sight-Reading
- 4] Interview
- 5] Quiz
- 6] Essay...write about why you want to be a student musician at Stivers School for the Arts

The Contact Form 1] will be given to the student at Check-In and should be completed before the audition performance time. The essay 6] can also be written ahead of the audition. The student will check in at the table located outside of the Piano Lab, and will be offered a room for warming up 2].

**3a]** The scales required are C Major and G Major scales, one octave, hands together.

**3b]** You will play your pieces for two judges in the Piano Lab studio.

**3c]** Sight-reading tells us how you understand musical notation. You cannot prepare for this part.

**4]** We want to know about you: how you began playing the piano, who your teacher is [ if you have one], and what other interests you have. Also it helps to have your parents' email and phone number and your street address. You could prepare this in advance and bring it with you.

**5]** The quiz is a basic musical aptitude test and should only take about ten minutes to complete.

**6]** We will give you a quiet place to write your essay and answer the quiz. We will collect it before a student helps you find your way back to the main entrance of Stivers.

# Middle School Piano Audition

Stivers School for the Arts



## Audition Rubric

	Correct notes	Fingering	Posture	Interpretations	Musicianship
4	Rhythms, tempo and correct notes and octave placements are almost always in evidence.	Consistently uses standard fingerings to facilitate good hand position, shifts, and articulation.	Sits with strength and height; the hands are without tension; the fingers curved.	Excellent sense of style and character; dynamics and articulation are consistently observed.	Music has flow and expression; phrasing consistently shows artistic aptitude.
	Right rhythms and pitches are usually evident, but some key rhythms or pitches are incorrect.	Uses standard fingerings most of the time, but occasionally misses some.	Sitting posture occasionally lacks strength; the hands and fingers are often tense.	Indicates some sense of the character of the piece; dynamics and articulation are usually observed.	Music is occasionally expressive; artistic aptitude is often apparent.
	Significant rhythms, notes or octaves placements are incorrect or tempo is stilted.	Shows some knowledge of fingerings but misses printed fingerings with some frequency.	Sitting posture generally lacks strength or the hands and fingers are tense.	Displays a lack of character in the music or dynamics are inconsistently observed.	Music occasionally lacks expression; phrasing is usually lacking.
	The music lacks tempo, meter or rhythm, and/or there are excessive wrong notes/octaves.	Often misses standard fingerings or printed fingerings.	Poor posture is the rule; the hands or fingers show consistent tension.	Performance lacks attention to basic indications of interpretation.	Music lacks flow and understanding of phrasing and nuance.

# Middle School Piano Audition

Stivers School for the Arts



## Piano Rubric

Five categories will be used to determine the success of your audition. The categories are:

- correct notes
- Correct fingerings
- Posture and Hand Position
- Interpretation
- General Musicianship

The judges will also be able to write comments and observations on the adjudication sheet. The scoring and the comments are for the judges and the Piano Magnet Director only.

### E V A L U A T I O N

Evaluation of the audition is based on a four point scale with four points being the highest and one point being the lowest in the following areas:

<b>Correct Notes</b>	4	3	2	1
<b>Correct Fingerings</b>	4	3	2	1
<b>Posture and Hand position</b>	4	3	2	1
<b>Interpretation</b>	4	3	2	1
<b>General Musicianship</b>	4	3	2	1

Scale(s) \_\_\_\_\_ [ 5 points max.]

Sight-reading: \_\_\_\_\_ [ 5 points max.]

Theory Score: \_\_\_\_\_ [10 points max.]

Evaluation total [x1.5]: \_\_\_\_\_ [25 points max.]

**Student Name:** \_\_\_\_\_

<b>50 points possible):</b>	<b>Honors</b>	<b>48 - 50 points</b>
	<b>Excellent</b>	<b>43 - 47 points</b>
	<b>Good</b>	<b>38 - 42 points</b>
	<b>Unacceptable</b>	<b>below 38 points</b>

Student Name: \_\_\_\_\_ Age: \_\_\_\_\_

Evaluators: \_\_\_\_\_

Comments: \_\_\_\_\_

\_\_\_\_\_

# Middle School Piano Audition

Stivers School for the Arts



## Piano Audition Music

### Piano Preparation Music

Stivers School for the Arts

## Roller Coaster

Allegro (Fast tempo) ♩ = 120

Glover-Stewart

1

*f*

*p*

3 4 5

5

*f*

*p*

9

*f* rit.

L.H. over

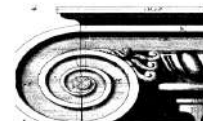
2

*a tempo*

Ped. \_\_\_\_\_ \*

# Middle School Piano Audition

Stivers School for the Arts



## Piano Audition Music

### Piano Preparation Music

Stivers School for the Arts

English Dance

## Country Gardens

**Moderato**

Piano

*mf*

5 3 3

D G A7 D

1 3 5 1 2 5 1 2 5

5 3 3

D G A7 D **Fine**

Pno.

9

G<sup>7</sup> D G A7 D.C. al Fine

*f p*

8

1 3 3