

# Photo Challenge

...

1 Object 5 Views

# The Challenge:



Photograph **1** object in **5** different ways.

How do things like lighting, perspective, and composition change a subject?

# Learning Targets:

- ★ I can photograph 1 object in 5 unique ways
- ★ I can use Photoshop to edit and enhance my photos

# Example





# Perspective

Using perspective in photos allows you to evoke a sense of scale and depth by changing the camera's angle and position and using creative compositions.


Bird's eye view



Worm's eye view

# Lighting

Direction of light and type of light (hard or soft) can change a visual mood in a photograph.



# Silhouettes

A silhouette is a solid, dark image of a subject against a brighter background.





# Location



The location of your object can tell a story.

# Other Things to Consider

Depth of field

Number of objects in the shot

Background elements

Alter the state

Texture

Color

# Directions:

Bring one object to class that you can photograph in different ways.

The object can be anything portable and school-appropriate.

Remember, thoughtfulness of subject is part of your grade.

Take **at least** 10 photos. Choose your best 5 to edit in Photoshop and upload to Google classroom **as a JPEG**.