


How to request My Premise Health proxy access

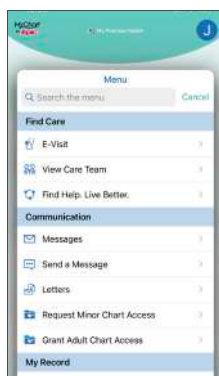
My Premise Health proxy access allows you to view your child's health information. As a parent, you can request access to your child's account to schedule appointments for them, view their vaccination records and more.

Before requesting proxy access, both you and your dependent will need to register for a My Premise Health account.

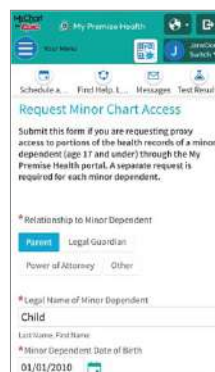


- 1 Log in to your account on the My Premise Health app or online at mypremisehealth.com. If you don't have an account, you can create one using the "Sign Up Now" option. If you need help signing up, click on "Contact Support" for assistance.

- 2 Select "Menu."

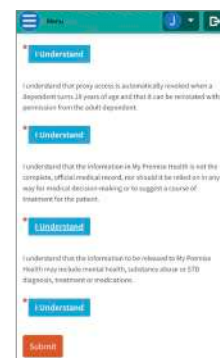


- 3 Choose "Request Minor Chart Access" under the "Communication" section.



- 4 Follow the prompts to fill in your dependent's information.

- 5 Confirm that you understand your request to grant proxy access and click "Submit" to complete the request.



- 6 Your request will go to your wellness center for verification and approval. Once approved, you'll be able to select your profile picture to see both accounts and switch between the two.