


How to grant My Premise Health proxy access

Granting your loved ones or caretakers with proxy access to your My Premise Health account allows them to view your health information. They do not have to be a Premise Health member. With proxy access, they can help you schedule appointments, manage treatment plans and more.

Before granting proxy access, you will need to register for a My Premise Health account.

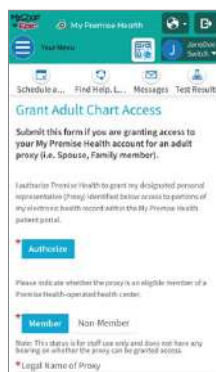


- 1 Log in to your account on the My Premise Health app or online at mypremisehealth.com. If you don't have an account, you can create one using the "Sign Up Now" option. If you need help signing up, click on "Contact Support" for assistance.

- 2 Select "Menu."

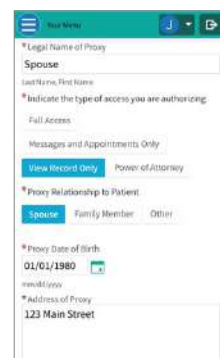


- 3 Choose "Grant Adult Chart Access" under the "Communication" section.



- 4 Follow the prompts to fill in the information about the person you'd like to grant access to your account.

- 5 You can also choose whether you want to allow "Full Access" or only certain actions within your account.



- 6 Confirm that you understand your request to grant proxy access and click "Submit" to complete the request.

- 7 Your request will go to your wellness center for verification and approval.

