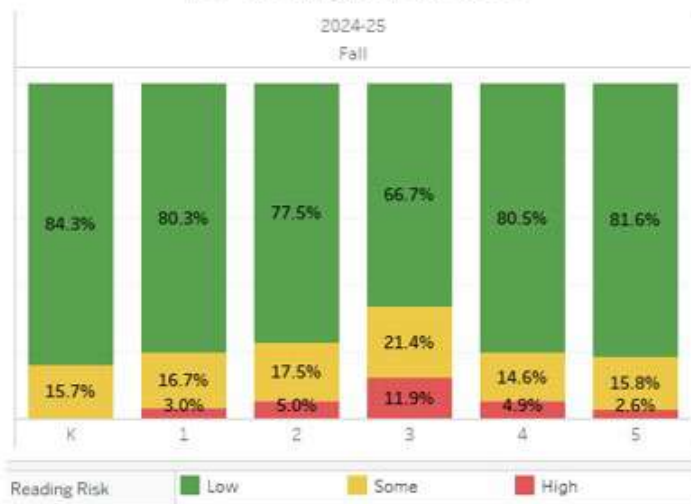


Pleasant Glade Elementary School
2024-2025 School Improvement Plan
Fall Board Presentation
Principal: Jessica Flanick, 3 Yrs
Asst. Principal: Katie Waldon, 1 Yrs

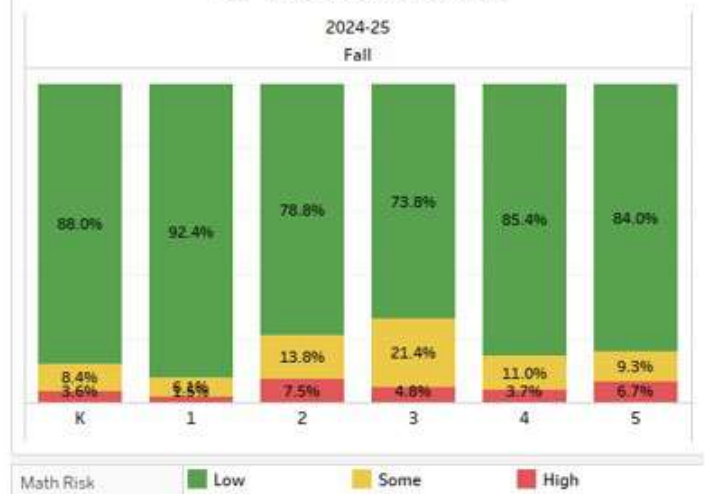
Building	Pleasant Glade
Enrollment	561
Free/Reduced Lunch	42.2%
ELL	7.8%
BIPOC	65.6%
Special Education	27.6%
Data from OSPI Tableau District Preview: Report Card October 2024 Enrollment	

<p>Strategic Plan Goal: Goal 4: Continuous Growth – All Students, All Subjects: Every student will demonstrate continuous growth towards meeting/exceeding rigorous learning standards.</p> <p>Outcome: b. Increased growth rate at a minimum of one year for students at or above grade level and 1.5 years for students below grade level in Math and English Language Arts</p> <p>Academic Gap Goal: SY 2024–2025 SMARTIE Goal #1: Pleasant Glade Elementary will increase the percentage of first through fifth grade students meeting grade level on easyCBM passage reading fluency from 52.4% to 70% and will increase the percentage of students served in special education meeting grade level on CBM passage reading fluency from 24.6% to 40% by June of 2025.</p> <p>Actions:</p> <ul style="list-style-type: none"> • We will have four data meetings with each grade level team every 6-8 weeks. • Teachers meet during Professional Learning Community time to review data and plan for instruction with the support of a literacy coach if needed. • We will create a building-wide spreadsheet that tracks fluency data for each student. Teachers will be required to enter Easy CBM reading progress monitoring data on the spreadsheet. • Provide ongoing coaching and professional development for teachers of students in foundational literacy skills instruction and strategies for fluency and comprehension for grades 3-5.
<p>Strategic Plan Goal: Goal 2: Responsible, Resilient, Empowered Learners: Every student will feel safe as an empowered, responsible, and resilient learner, open to and accepting cultural diversity and perspective, and empowered to advocate for and pursue their own educational passions.</p> <p>Outcome: b. Increased percentage of regular school attenders.</p> <p>Behavioral or SEL Gap Goal: SY 2024–2025 SMARTIE Goal #2: Pleasant Glade Elementary will increase the regular attendance of all students from 37.10% to 53% by Spring of 2025. In addition, Pleasant Glade Elementary will increase the regular attendance of low-income students from 30.66% to 42% by spring of 2025.</p> <p>Actions:</p> <ul style="list-style-type: none"> • The attendance team will have ongoing meetings throughout the year to track students’ data and coordinate outreach to the family. Data will be shared with teachers. • Partnership with Twin Star Credit Union to help promote regular attendance through incentives like family pizza parties for students who are regular attenders at semester and in the spring, popcorn parties for classes with the best on time attendance for certain weeks, and gift cards to classrooms who have the best monthly on time attendance. • Frequent and consistent messaging about the importance of attendance to students and families during morning announcements, school messengers, Remind messages from teachers, and during assemblies.

PG - Reading Risk by Grade

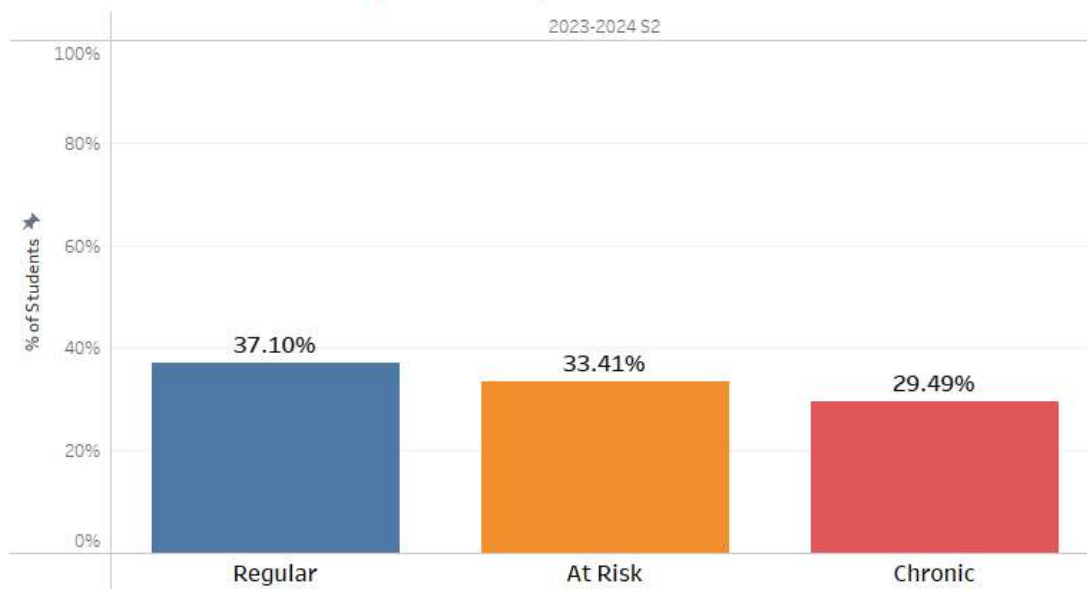


PG - Math Risk by Grade



Overall School Attendance Rate for PG (select school)

ATTENTION Please see "Attendance Data During COVID-19" tab for important information.



Select School

PG

Select Gr

(All)

Select Year

2023-2024 S2

Attendance Type

Regular

At Risk

Chronic