



Programs, Perks & Stresses of Presidents

Chapter 14, Theme D



Evaluating Presidential Performance

- Discuss the questions relating to data tables in the handout. Lessons learned?
- Outline the main points of “The Power of One” essay. Do you agree? Why or why not?
- Debate the Schwarz piece on “Bush Fibbed.” Are honorable reasons to lie all right? Do the ends justify the means?
- Explore the possibility of new evidence changing opinions of Presidents with FDR example.

Survey of Presidential Leadership

1. What makes a “Great” President?
2. What gets a President labeled a “Failure?”
3. Why do some Presidents’ reputations change?
4. Compare Clinton & GHW Bush.
- 5.C_SPAN results



THE FEDERALIST SOCIETY

for Law & Public Policy Studies

Table 1

Ranking of Presidents by Mean Score

Data Source: October 2000 Survey of Scholars in History, Politics, and Law (n=73-78)
Co-Sponsors: Federalist Society & Wall Street Journal

Great

		Mean	Median	Std. Dev.
1	George Washington	4.92	5	0.27
2	Abraham Lincoln	4.87	5	0.60
3	Franklin Roosevelt	4.67	5	0.75

Near Great

4	Thomas Jefferson	4.25	4	0.71
5	Theodore Roosevelt	4.22	4	0.71
6	Andrew Jackson	3.99	4	0.79
7	Harry Truman	3.95	4	0.75
8	Ronald Reagan	3.81	4	1.08
9	Dwight Eisenhower	3.71	4	0.60
10	James Polk	3.70	4	0.80
11	Woodrow Wilson	3.68	4	1.09

Above Average

12	Grover Cleveland	3.36	3	0.63
13	John Adams	3.36	3	0.80
14	William McKinley	3.33	3	0.62
15	James Madison	3.29	3	0.71
16	James Monroe	3.27	3	0.60
17	Lyndon Johnson	3.21	3.5	1.04
18	John Kennedy	3.17	3	0.73

Average

19	William Taft	3.00	3	0.66
20	John Quincy Adams	2.93	3	0.76
21	George Bush	2.92	3	0.68
22	Rutherford Hayes	2.79	3	0.55
23	Martin Van Buren	2.77	3	0.61
24	William Clinton	2.77	3	1.11
25	Calvin Coolidge	2.71	3	0.97
26	Chester Arthur	2.71	3	0.56

Below Average

27	Benjamin Harrison	2.62	3	0.54
28	Gerald Ford	2.59	3	0.61
29	Herbert Hoover	2.53	3	0.87
30	Jimmy Carter	2.47	2	0.75
31	Zachary Taylor	2.40	2	0.68
32	Ulysses Grant	2.28	2	0.89
33	Richard Nixon	2.22	2	1.07
34	John Tyler	2.03	2	0.72
35	Millard Fillmore	1.91	2	0.74

Failure

36	Andrew Johnson	1.65	1	0.81
37T	Franklin Pierce	1.58	1	0.68
37T	Warren Harding	1.58	1	0.77
39	James Buchanan	1.33	1	0.62



THE FEDERALIST SOCIETY

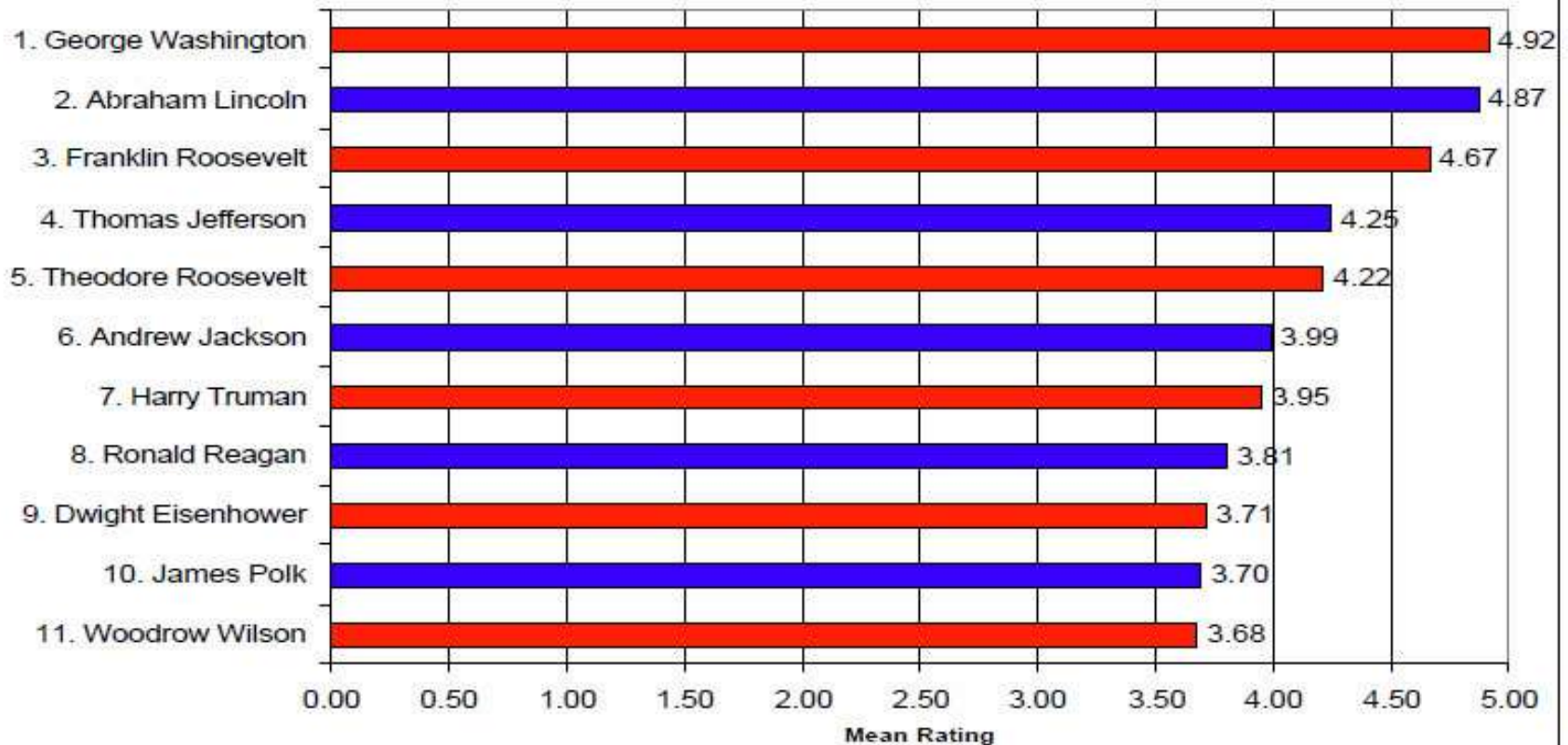
for Law & Public Policy Studies

Chart 1: The 11 Best U.S. Presidents

Ranked by Mean Score

Data Source: October 2000 Survey
of Scholars in History, Politics, and Law (n=73-78)

Co-Sponsors: Federalist Society & Wall Street Journal





THE FEDERALIST SOCIETY

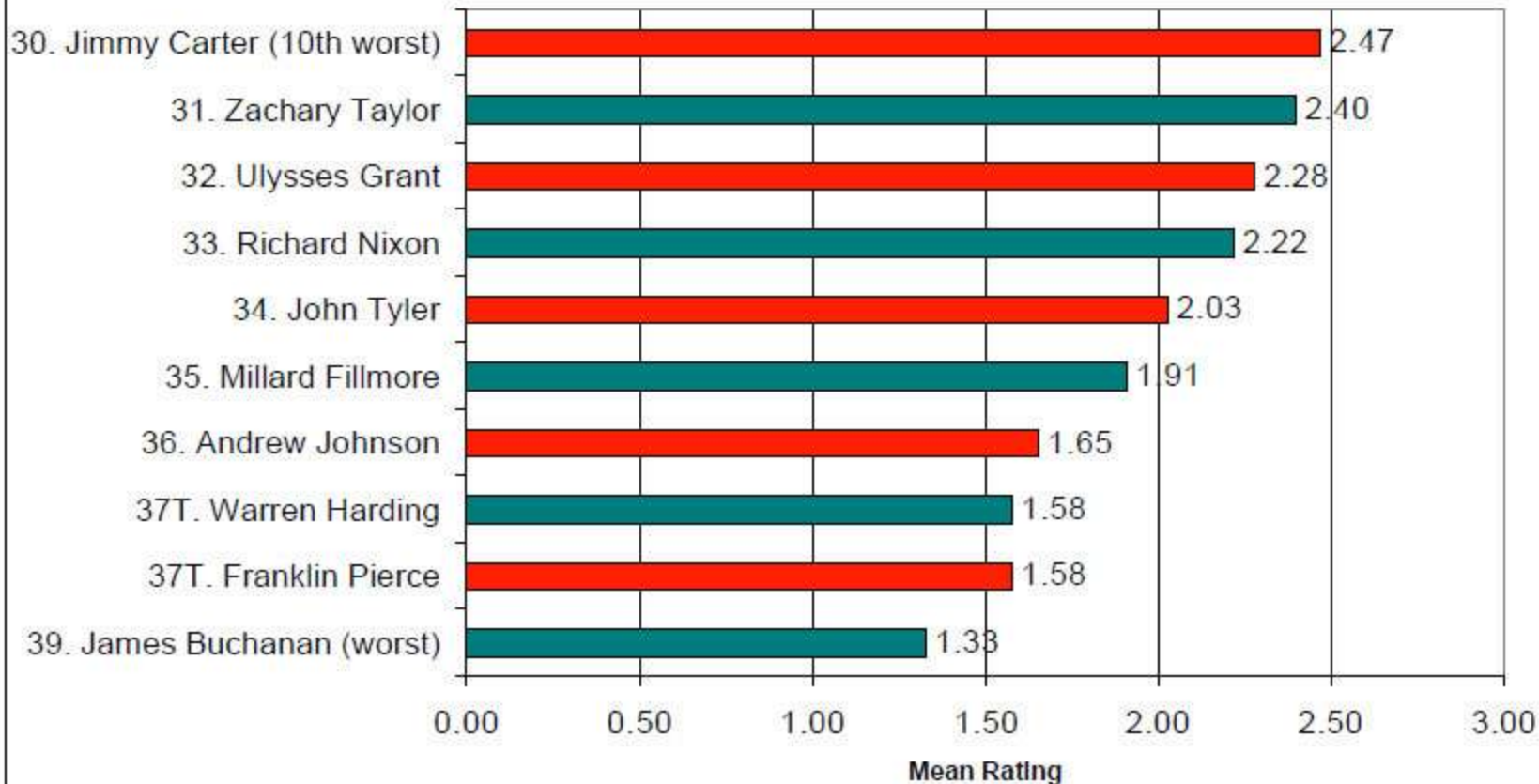
for Law & Public Policy Studies

Chart 2: The 10 Worst U.S. Presidents

Ranked by Mean Score

**Data Source: October 2000 Survey
of Scholars in History, Politics, and Law (n=73-78)**

Co-Sponsors: Federalist Society & Wall Street Journal





THE FEDERALIST SOCIETY

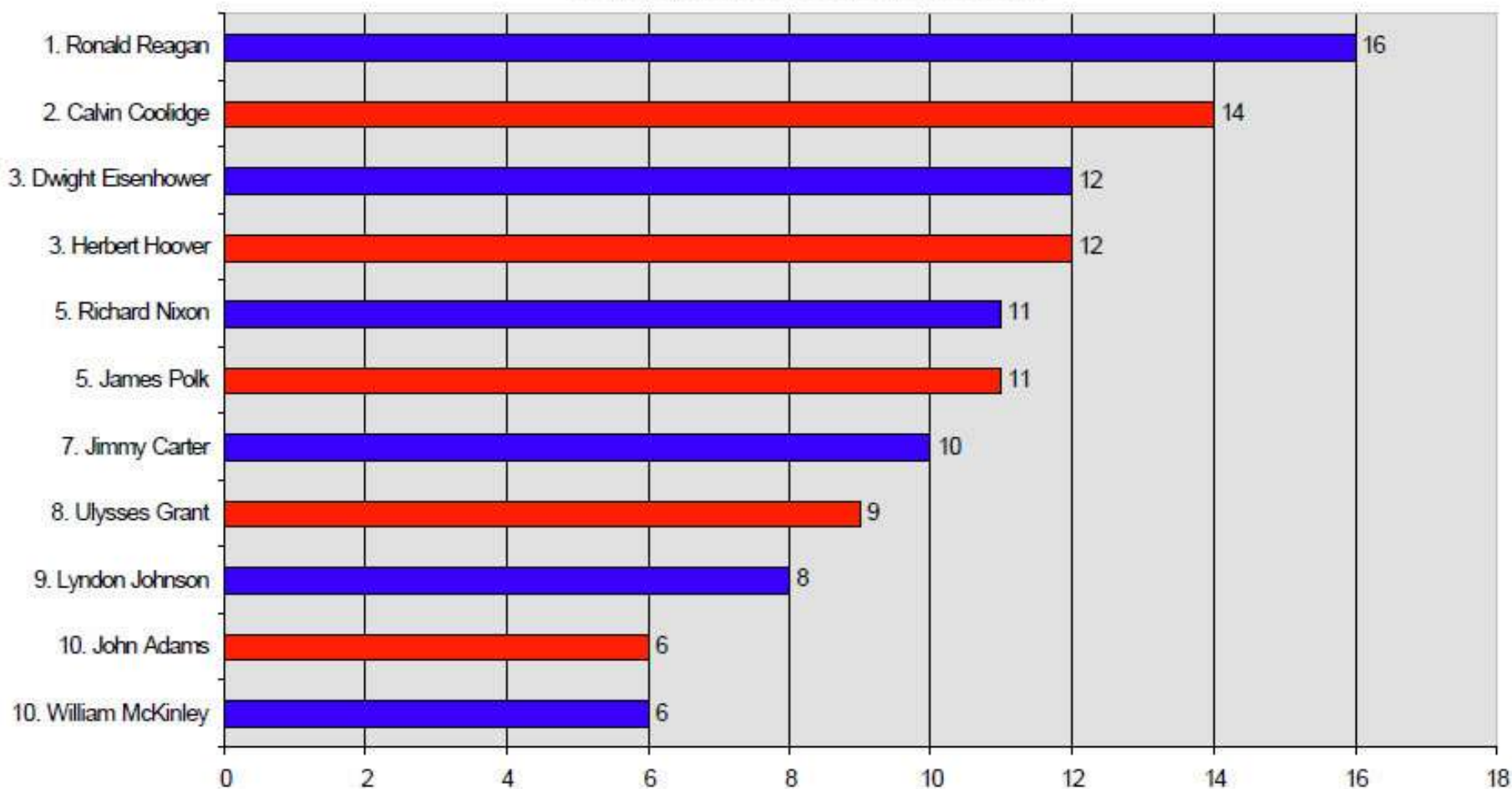
for Law & Public Policy Studies

Chart 5: The Most Under-Rated Presidents

(Number of Scholars Ranking a President as Under-Rated;

Data Source: October 2000 Survey of 78 Scholars in History, Politics, and Law

Co-Sponsors: Federalist Society & Wall Street Journal





THE FEDERALIST SOCIETY

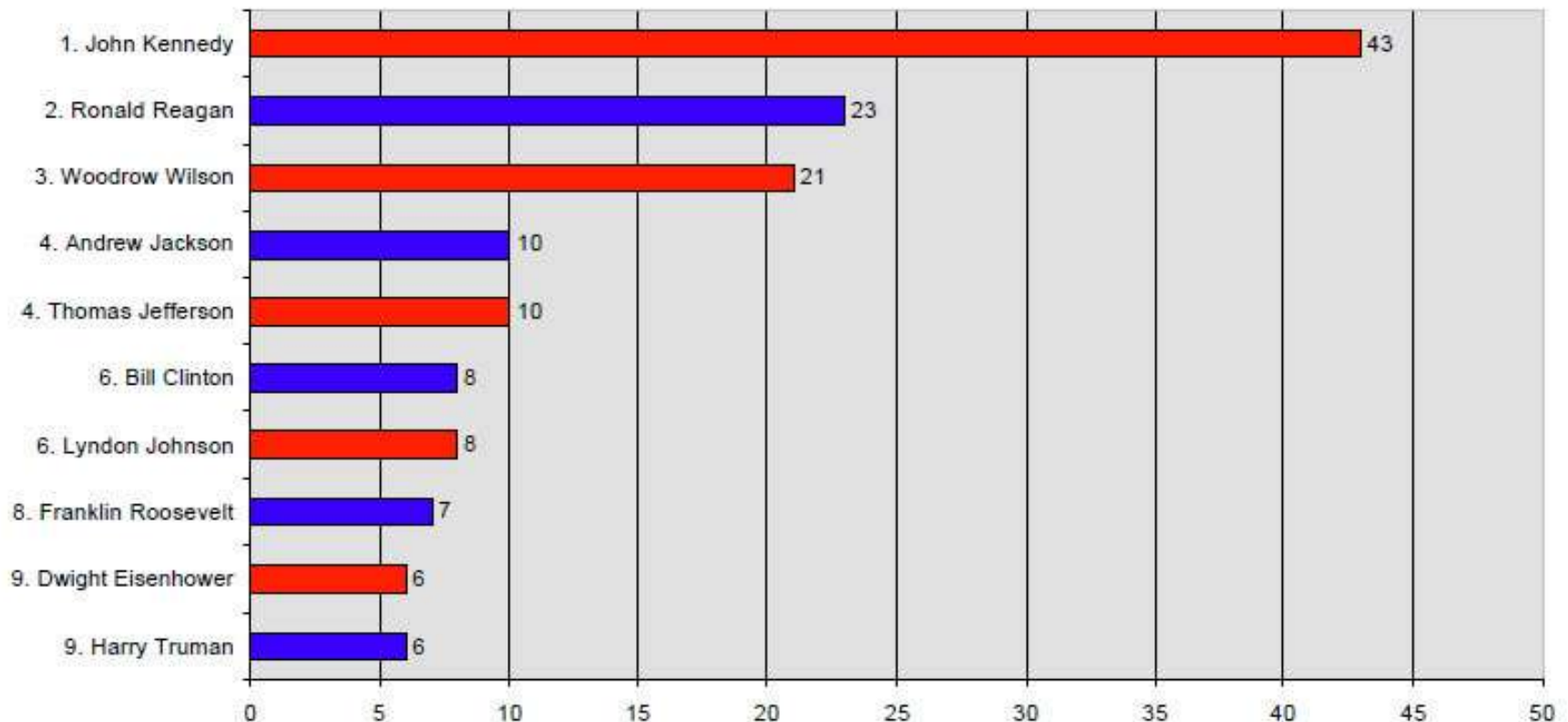
for Law & Public Policy Studies

Chart 4: The Most Over-Rated Presidents

Number of Scholars Ranking a President as Over-Rated

Data Source: October 2000 Survey of Scholars in History, Politics, and Law

Co-Sponsors: Federalist Society & Wall Street Journal

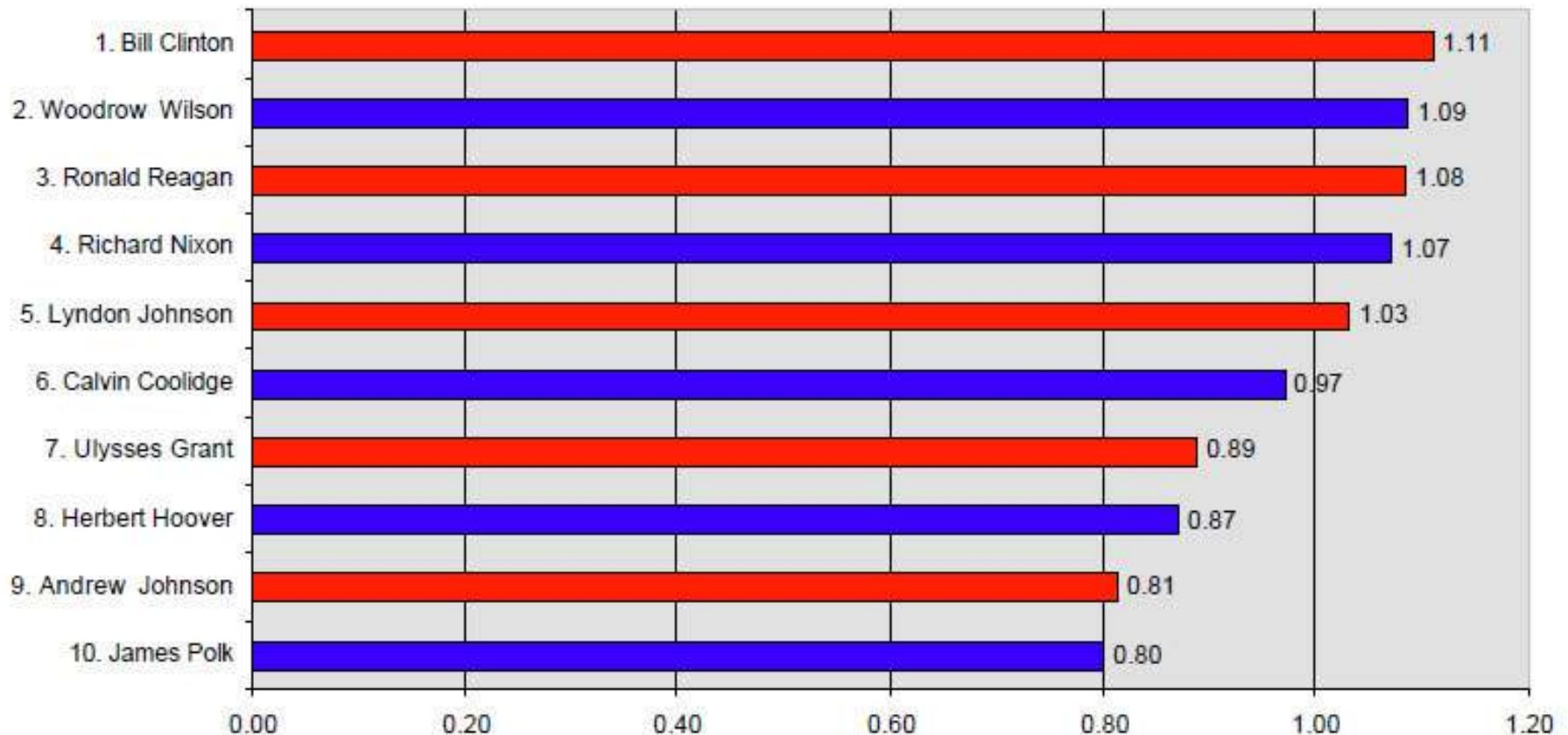





THE FEDERALIST SOCIETY


for Law & Public Policy Studies

Chart 3: The Most Controversial Presidents
(Standard Deviations in the Rankings of Presidents on a 1-5 Scale;
Survey of Scholars in History, Law, and Political Science, October 2000, n=73-78)





Wrap Up



- What do these surveys and rankings say about the qualities we demand in a President?
- What do you think Obama can do better to improve his future rank? What do you think will be viewed well? Viewed Poorly?
- Do presidents need: College education; military experience; political experience; other?

President Power

- What roles do you think are the hardest to play? Easiest?
- What powers of the President make him especially strong?
- What checks on his power make him weak?
- Is the President too strong or too weak?

The President's Program

- Demands are great once inaugurated:
 - Appointments
 - State of the Union Address
 - Budget
- Who do you confer with for a program? Use gun control as example.
 - Interest Groups
 - Campaign and staff advisors
 - Bureaucrats
 - Specialists and experts
- Is your program extensive or concentrated?

The Best Laid Plans...

- What constraints interfere with a President's program?
 - Public opinion
 - Time
 - An unexpected Crisis
 - Congress
- Rules for getting your programs done:
 - Move it or lose it (Strike while the iron is hot!)
 - Avoid details (Pick a few & focus!)
 - Choose good people

What shapes Popularity?

- Compare First 100 days of FDR, W. Bush, and Obama? What is the difference?
- Does a “honeymoon” period exist in a second term?
- What factors help success & popularity?
 - Strong Economy
 - Peace
 - Lack of Scandals
 - Continuity in second term
 - Unified Government

Second Term Curse?

President Barack Obama averaged 45.8% job approval during his fifth year in office. That is down more than two percentage points from his fourth-year average, and slightly better than his career-low 44.4% in his third year..

Elected Presidents' Fifth-Year Job Approval Averages

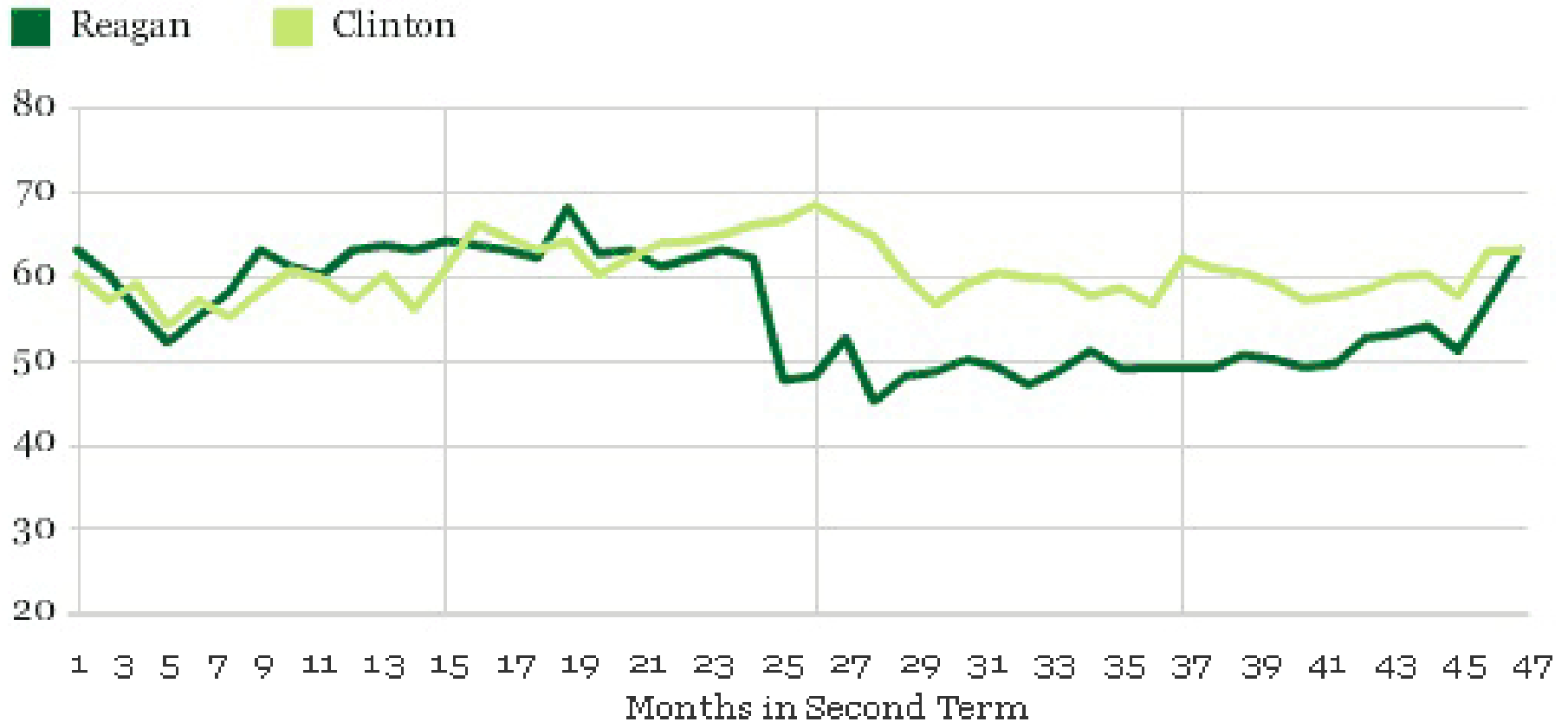
President	Dates of fifth year in office	Average job approval rating	Number of polls
Eisenhower	Jan 20, 1957-Jan 19, 1958	62.8%	15
Nixon	Jan 20, 1973-Jan 19, 1974	41.1%	21
Reagan	Jan 20, 1985-Jan 19, 1986	60.4%	15
Clinton	Jan 20, 1997-Jan 19, 1998	57.9%	19
G.W.Bush	Jan 20, 2005-Jan 19, 2006	45.7%	42
Obama	Jan 20, 2013-Jan 19, 2014	45.8%	351

Data shown are for presidents elected to their first and second terms. Harry Truman averaged 51.1% in his fifth year in office (January 1949-January 1950) and Lyndon Johnson averaged 43.9% in his fifth year in office (January 1967-January 1968).

Outsmarting the Curse

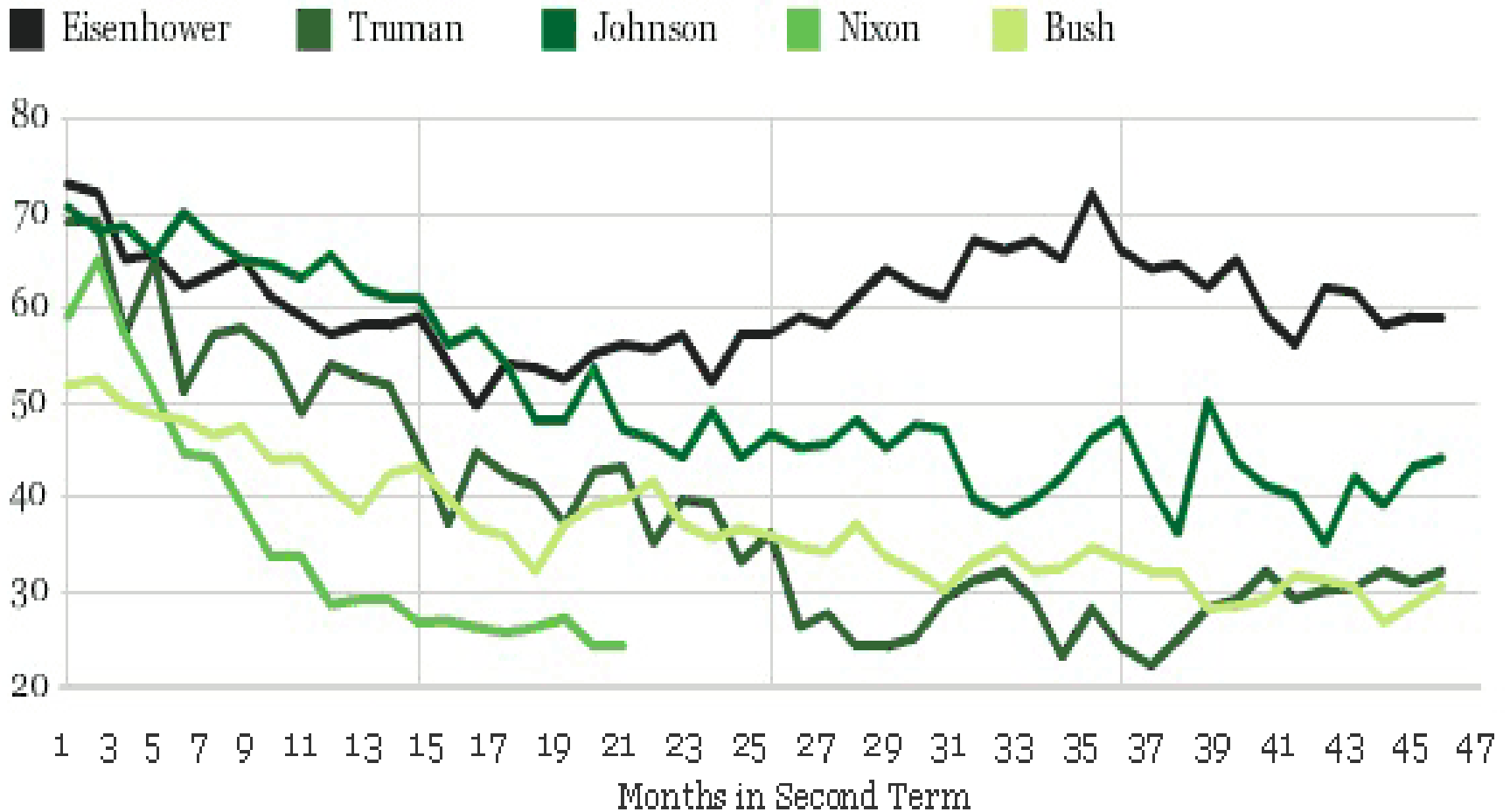
Reagan and Clinton Only Ones Who Scored Better During Second Term

Presidential Job Approval Ratings for Reagan and Clinton



What caused their decline?

Presidential Job Approval Ratings for Truman, Eisenhower, Johnson, Nixon, and Bush



Does Popularity Matter?

- Why should Congress care?
 - Safe Districts & States
 - Presidents most often can't "save" marginal or hotly contested seats
 - Coattail effect is nearly non-existent today
 - President proposes, but Congress disposes
- Why do Presidents decline in popularity?
 - Honeymoon period?
 - First 100 Days success?
 - Disastrous mid-term elections

Assignment

- Study the links on Symbaloo board on executive orders. These are the white tiles with the “People’s Vote” emblem & the Archives tile. For each, complete the chart.
- Read the Article on “Is President Obama’s Executive Order legal?” on the [Symbaloo](#) board. Read one Yes article and one No article. Respond to which side you agree with, refuting the other side.
- Due tomorrow.