

# POKÉMON™

## throwing games

Kim Catalfamo—Adapted Physical Education

### Making Pok'e Balls

Yarn balls need 3 colors of yarn: red, white, black.

I used a store bought pompom maker. I tried the homemade cardboard one but they weren't strong enough to withstand the pull of strings by my students.



Kit—bought at ACMoore



Open it up—wrap yarn around & tie



Cut along the opening in middle



Cut along the opening in middle

Keeping it closed



Wrap yarn around and pull & tie

Repeat many times; match yarn




Have fun and go play

Thanks to my son's great Boardwalk Water Race abilities he won the stash of Pokemon to play in our games.



## Pokemon War Kim Catalfamo—Adapted Physical Education

Trainers from one team attempt to knock out the Pokemon from the other team by knocking off the Pokemon standing on the buildings (cardboard boxes lined with brick wall paper) Each team receives the same amount of Pokemon to guard. Each team receives the same amount of Poke Yarn balls to throw at beginning of the game





# Capture a Pokemon



Kim Catalfamo—Adapted Physical Education

Trainers retrieve Poke yarn balls from the gym floor or from filled buckets/baskets.

- 1) circle game—throw the Poke yarn ball into the hoop capturing that Pokemon sitting in the hoop
- 2) Trainers Unite—all the trainers (classmates) attempt to capture all the Pokemon by throwing the Poke yarn balls into the hoop. If using a Pokemon chart, students can mark off the Pokemon they've captured. If playing with multiple teams, each team can mark off their own chart and winning team can be the one that captures all Pokemon first.
- 3) Trainers Battle—Adding defense—have trainers protect the hoops when scattered throughout the game area. One team of trainers defend, while others attempt in capturing. Visé Versa







# Pokemon On Target

Kim Catalfamo—Adapted Physical Education

Trainers retrieve Poke yarn balls from the gym floor or from filled buckets/baskets.

- 1) Trainers Battle—all the trainers (classmates) attempt to capture all the Pokemon by throwing the Poke yarn balls at the hanging Poke balls. When the bell rings, the Pokemon is caught.

Variations: two teams play on either side, counting the Pokemon/Poke ball hit sounding off the bell sound

Equipment: clothes line rope, plastic take out lid containers, printed pictures of Pokemon and Poke balls, small jingle bells (used packaging tape to cover pictures to prevent ripping)

