

PATIENT POSITIONING MATCHING GAME

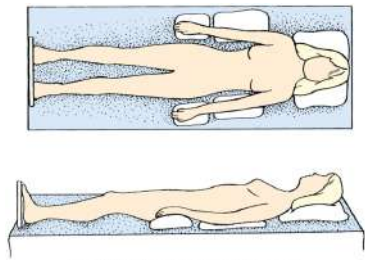
Print page 2 and cut the 9 pictures into individual cards. Try to keep the cards the same sizes. **

Using blank white paper, cut 2 more sets of the same sized cards.

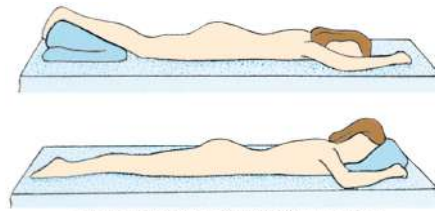
On one set write the name of the position and on the other write the definition of the position**

** Semi-Fowler's does not have a picture. Do a name card and a definition card only for this one.

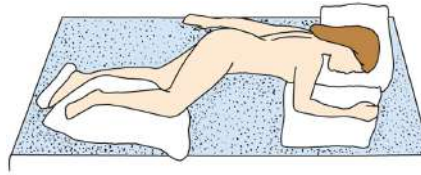
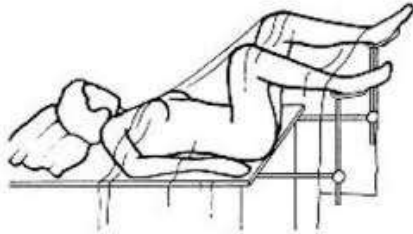
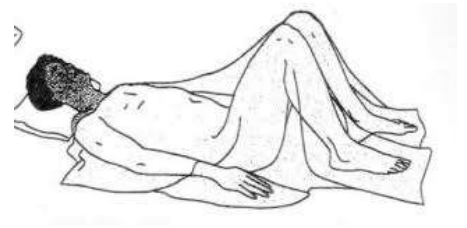
GAME: shuffle the cards and lay them all out in even rows/columns facing down. Flip 1 card over. Flip a second card. If the 2 match, take 1 of the cards out of the game. If they don't match turn them both back over and try a different card.



From Potter PA, Perry AG: Basic nursing: essentials for practice, ed 7. St Louis, 2011, Mosby.



adapted from Potter PA, Perry AG: Basic nursing: essentials for practice, ed 7. St Louis, 2011, Mosby.



From Zden RK, Perry AG, Potter PA: Nursing interventions and clinical skills, ed 4. St Louis, 2008, Mosby.



Copyright © 2010 by Elsevier Inc. All rights reserved.



Copyright © 2010 by Elsevier Inc. All rights reserved.

