

ParentVUE: A Mobile Guide for Parents and Guardians

[ParentVUE](#) is a great resource to check your child's attendance, grades, homework, and missing work; and it is updated often.

In addition to access [through the website](#) you can download the ParentVUE app to your [iOS](#) or [Android](#) devices.

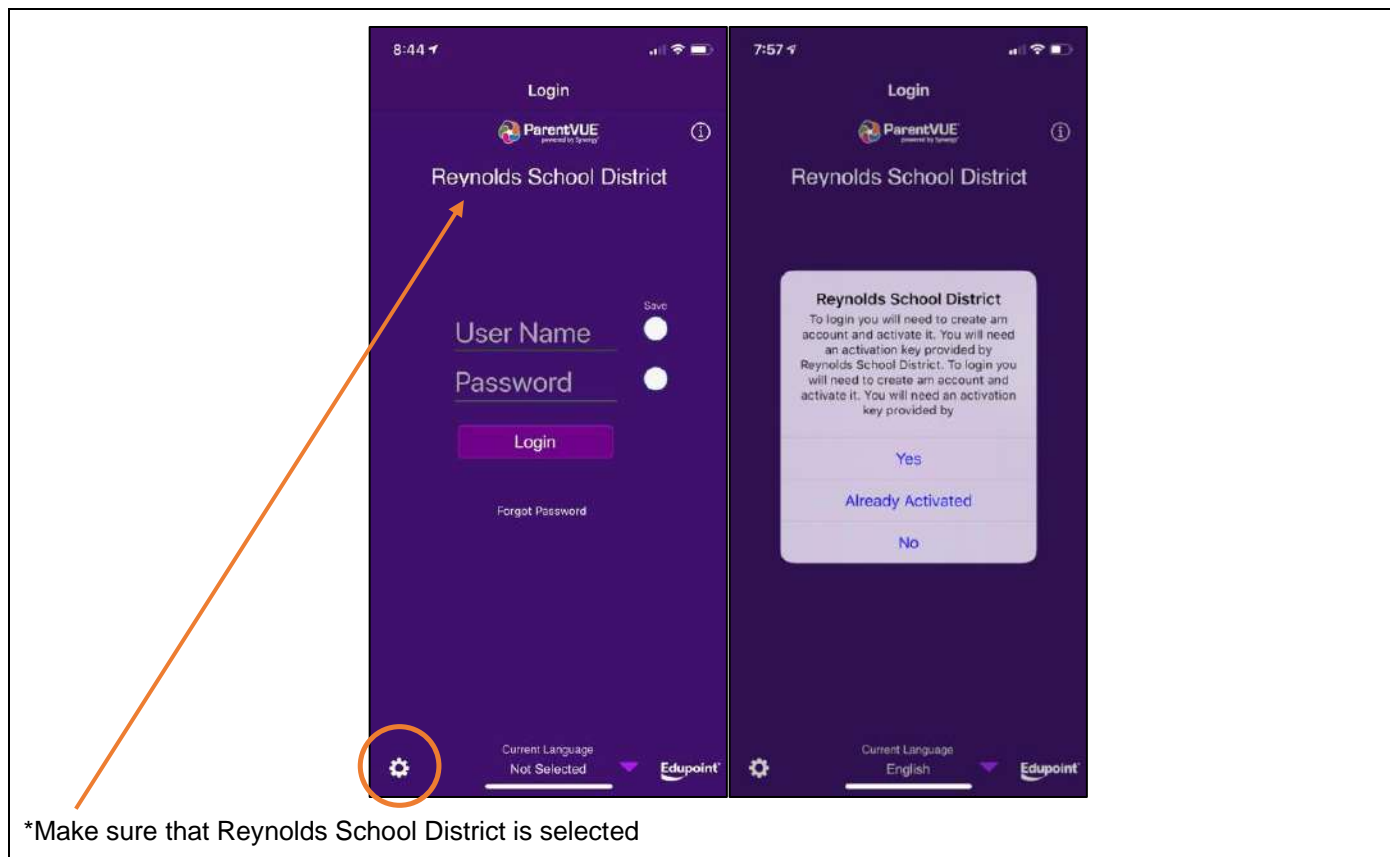
In order to access your ParentVUE account, you will need an activation key. You may contact the Reynolds Middle School front office to obtain your activation key. Our number is 503-665-8166. You may also email Nicole Jackson, Secretary, at njackson@rsd7.net

If you already have a ParentVUE account, the front office can also help reset your password, re-enable your account, or set up notifications to your email. Please reach out to us with any questions, we are happy to help!



How to Activate and Use Your ParentVUE Account

- 1) Download the ParentVUE app to your [iOS](#) or [Android](#) device.
- 2) Launch the application. Depending on the device you are using, your login screen may look like:



- 3) Tap the gear box on the bottom left. This will bring up the activation dialogue box. Tap **Yes** to activate your account. Proceed to step 6.
- 4) If you already have an account, click **Already Activated** and input your credentials. Proceed to step 10.
- 5) If you do not have an activation key, please call the school at 503-665-8166.

Parent Account Activation

Introduction
The site editor takes your right to privacy seriously, and wants you to feel comfortable using this web site. This privacy policy deals with personally-identifiable information (referred to as "data" below) that may be collected by this site. This policy does not apply to other entities that are not owned or controlled by the site editor, nor does it apply to persons that are not employees or agents of the site editor, or that are not under the site editor's control. Please take time to read this site's Terms of use.

1. Collection of data
Registration for an account on this site requires only a valid e-mail address and a user name that has not been chosen already. You are not required to provide any other information if you do not want to. Please be aware that the user name you choose, the e-mail address you provide and any other information you enter may render you personally identifiable, and may possibly be displayed on this web site intentionally (depending on choices you make during the registration process, or depending on the way in which the site is configured) or unintentionally (subsequent to a successful act of intrusion by a third party). As on many web sites, the site editor may also automatically receive general information that is contained in server log files, such as your IP address, and cookie information. Information about how advertising may be served on this site (if it is indeed the site editor's policy to display advertising) is set forth below.

2. Use of data
Data may be used to customize and improve your user experience on this site. Efforts will be made to prevent your data being made available to third parties unless (i) provided for otherwise in this Privacy Policy; (ii) your consent is obtained, such as when you choose to opt-in or opt-out for the sharing of data; (iii) a service provided on our site requires interaction with a third party, or is provided by a third party, such as an application service provider; (iv) pursuant to legal action or law enforcement; (v) it is found that your use of this site violates the site editor's policy, terms of service, or other usage guidelines, or if it is deemed reasonably necessary by the site editor to protect the site editor's legal rights and/or property; or (vi) the site is purchased by a third party, in which case that third party will be able to use the data in the same manner as set forth in this policy. In the event you choose to use links displayed on this web site to visit other web sites, you are advised to read the privacy policies published on those sites.

3. Cookies
Like many web sites, this web site sets and uses cookies to enhance your user experience – to remember your personal settings, for instance. Advertisements may display on this web site and, if so, may set and access cookies on your computer; such cookies are subject to the privacy policy of the parties providing the advertisement. However, the parties providing the advertising do not have access to this site's cookies. These parties usually have their own privacy policies and are encouraged to make them available to their users.

Clicking I Accept means that you agree to the above Privacy Statement.

[Return to Login](#) [I Accept](#)

6) Review the privacy statement. Tap **I accept**.

[← Back](#) **Parent Account Activation**

Step 2 of 3

Please enter your first name, last name and the 7 character authentication key (provided by your school district), to activate your account.

First Name

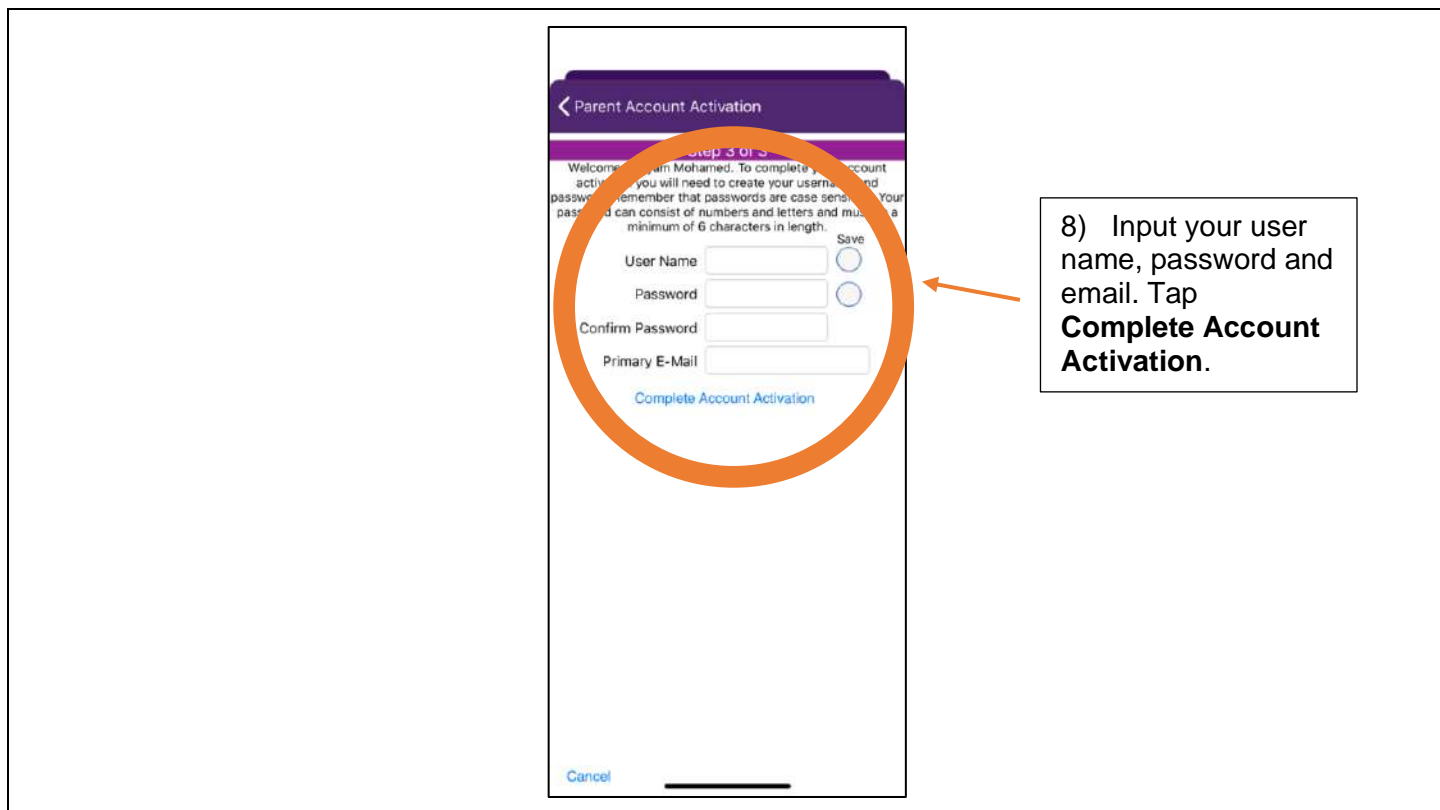
Last Name

Activation Key

[Continue to Step 3](#)

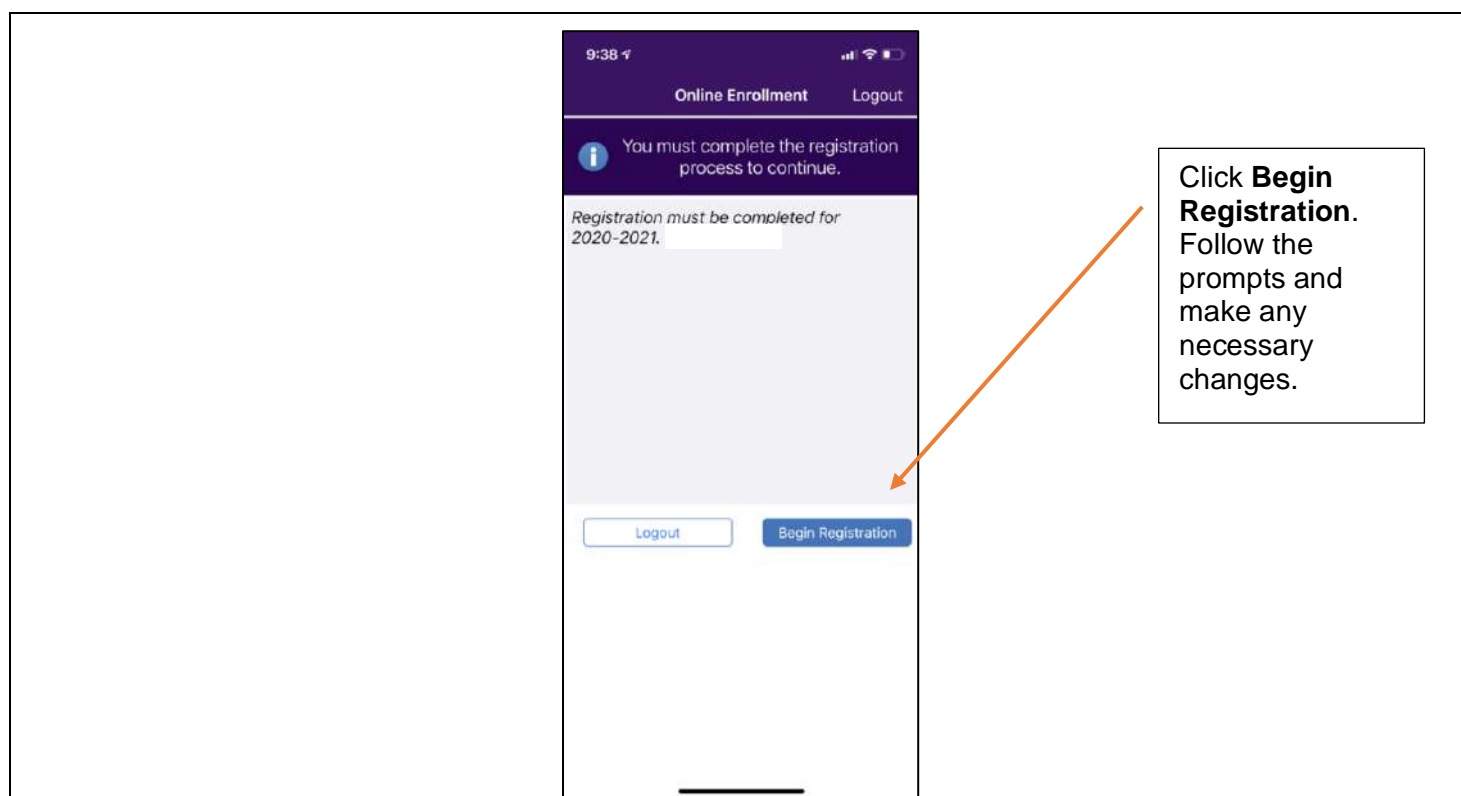
[Cancel](#)

7) Input your first name, last name and activation key. Tap **Continue to Step 3**.



9) Repeat steps 1-4 to log into your ParentVUE account.

10) When you log into your account, you may see a screen that looks like this:



*Each year, we ask that you review your information to ensure that our records are up to date. In years past, this was done with a paper verification form sent home with your child. Effective the 2020-2021 school year, verifications are completed online. If you have any questions, please contact the school at 503-665-8166.

11) Once you are logged in, you will be able to review information such as attendance, class schedule, grades, missing assignments, immunization information, and much more.

If you have more than one student in Reynolds School District, they will appear here.

