



The Parents' Guide to **Google Classroom**

What is Google Classroom?



Think of Google Classroom as your child's digital link to learning.

Teachers can use Google Classroom to stay in contact with your students and share assignments, course content, links to learning activities, and much more!

How can you access Google Classroom?



Parents can access their child's teachers' Google Classroom in one of the following ways:

1. As a guardian, you may request to receive an email summary of your child's Google Classroom assignments.
2. From the district issued Chromebook, ask the student to log in and launch the Google Classroom App.

Please note that any activity in Google Classroom is documented under the student's login, and it would be inappropriate for a parent to communicate with the teacher or other students in Google Classroom. Parents should use their personal email to digitally communicate with the teacher.

What do Guardian Email Summaries include?

- **Missing work** - work that is late at the time the email was sent
- **Upcoming work** - work that is due today and tomorrow (daily emails) or work that is due in the upcoming week (weekly emails)
- **Class activity** - announcements, assignments, and questions recently posted by teachers

**Guardians will NOT be able to view their child's work or assignment details through email summaries. This is only a summary.



Google Classroom

Weekly summary for Felix

Aug 1 — Aug 5, 2016

Student work

Missing from last week

U.S. History — due Jul 26

My top five influential figures in American History

Create a top 5 list of the most influential figures in American history from the people listed in the handout. For each figure, write a brief explanation (in your own words) on why they are on your list. We will be going over this in class so make sure you are ready to justify your choices.

English and American Literature — due Jul 27

What is the Harlem Renaissance? Who started it?

Due next week

U.S. History — Due Aug 9

"The Price of Free Speech" Reading and Questions

Read the handout attached and answer the questions listed in the Google Doc. All answers should be in your words.

Marine Biology — Due Aug 13

Aquarium Investigation Project

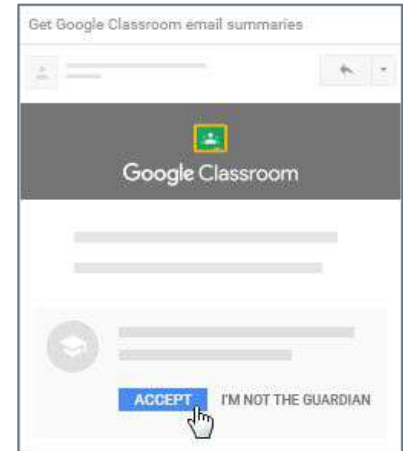
Select three aquatic animals you would like to learn more about this semester. Answer the questions in the Google Doc. These facts will be used as the basis for your end of year presentation.

How can you receive Guardian Email Summaries?



1. Parent/guardian sends an email to the teacher to request an invite as a guardian.
2. The teacher can add you as a guardian in Google Classroom which will send you an email invitation.
3. In your email program, open the email invitation and click accept.
 - If you're not the guardian, click 'I'm Not The Guardian.'
 - You can choose the frequency of the emails, such as daily or weekly.
 - You can unsubscribe or remove yourself from Classroom at any time.

**For more information - [Google Support - Email Summaries for Guardians](#)



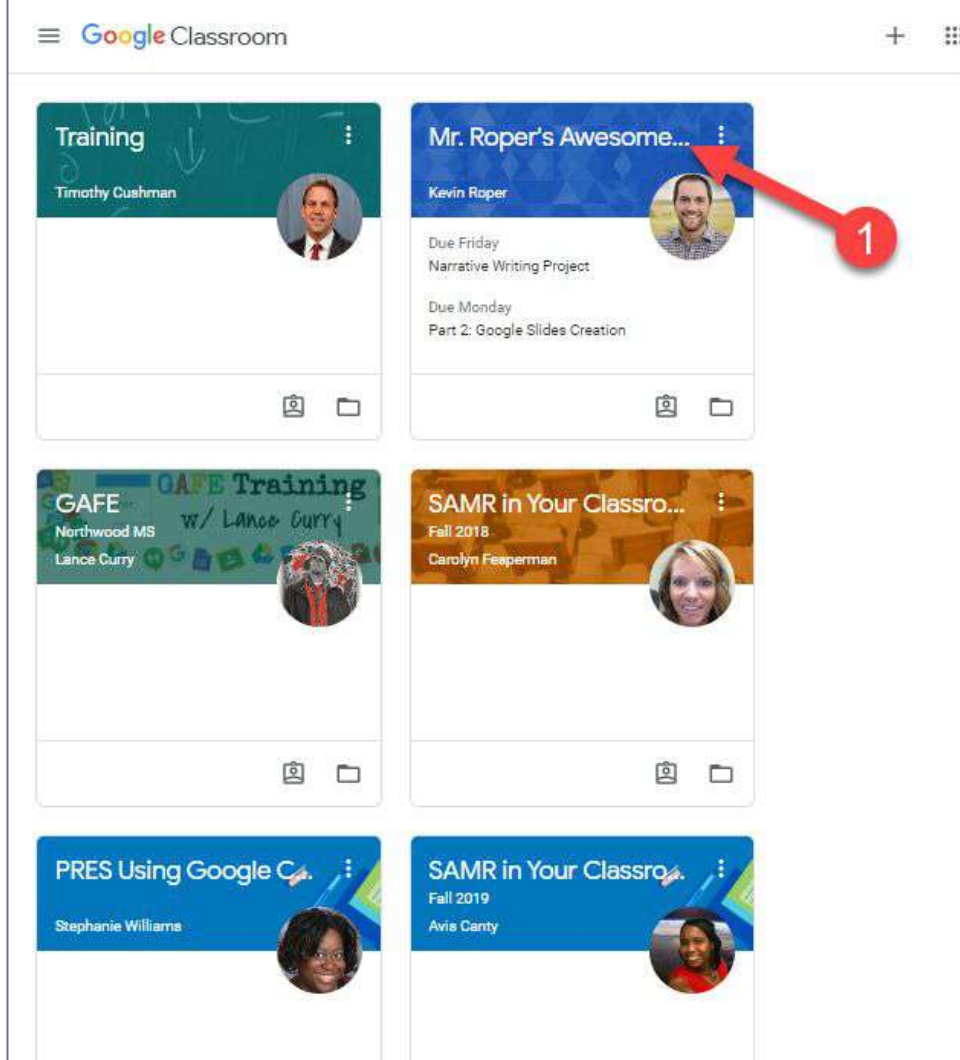
What does Google Classroom look like?

The following slides will assist you with helping your child navigate their Google Classroom.

Google Classroom - Home Screen

This will display a tile for each classroom your child is currently enrolled in.

1. Click on the name of the classroom you would like to view.

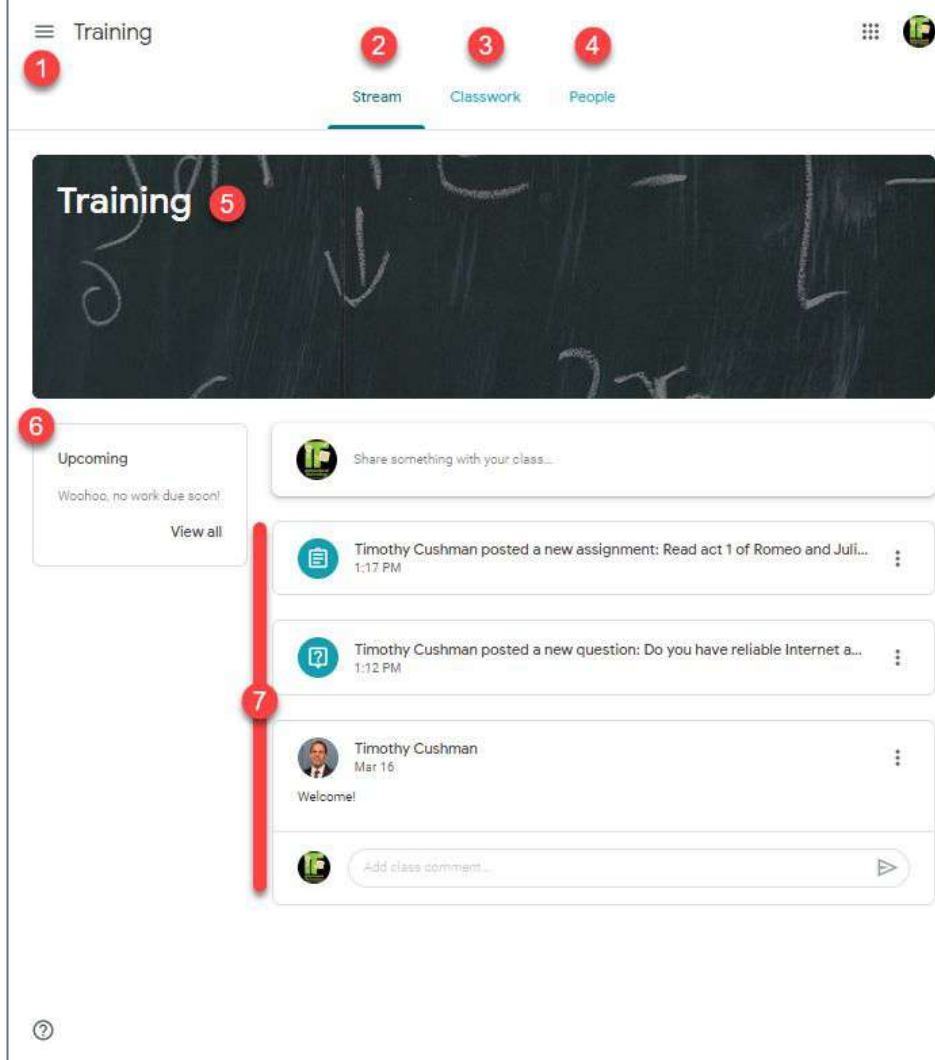


What does Google Classroom look like?

The following slides will assist you with helping your child navigate their Google Classroom.

Google Classroom - Class Screen

1. **Class Menu** - switches between classes
2. **Stream** - general announcements and discussion board
3. **Classwork** - assignments and materials for class
4. **People** - contact teachers and classmates
5. **Current Class Name**
6. **Upcoming** - assignments that are due soon
7. **List of announcements**



What does Google Classroom look like?

The following slides will assist you with helping your child navigate their Google Classroom.

Google Classroom - Classwork Screen

1. **Classwork** - click Classwork to access this screen
2. **All topics** - a list of all topics that have been created
3. **Topic** - topics help sort and categorize the various assignments
4. **Classwork title** - name of an assignment, question, or class materials
5. **Due date** - when the classwork item is due
6. **Classwork status** - assigned, submitted, returned, late
7. **Attached files/links** - items necessary to complete the assignment
8. **View assignment** - click to view more details and submit the assignment upon completion.

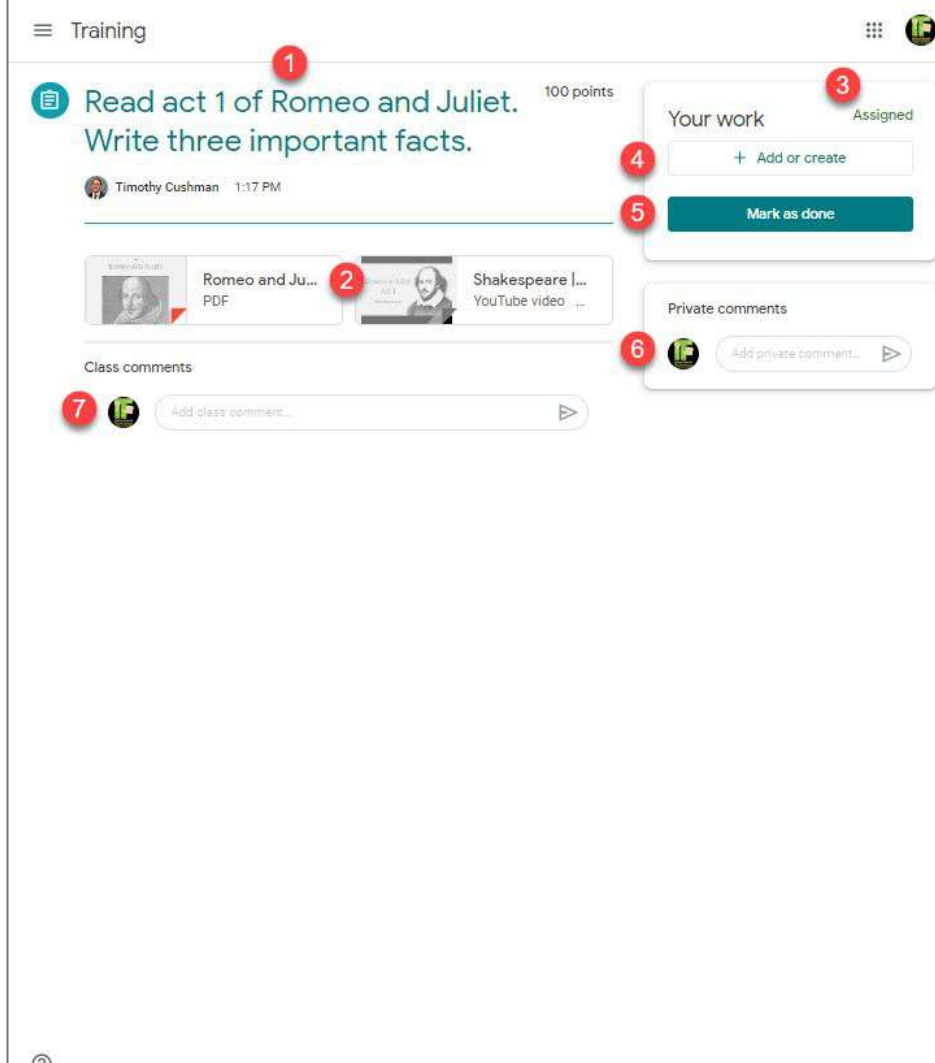
The screenshot shows the Google Classroom interface. At the top, there's a 'Training' header and a navigation bar with 'Stream', 'Classwork' (selected), and 'People'. Below this, there's a 'View your work' section and links to 'Google Calendar' and 'Class Drive folder'. The main content area is titled 'Ch 1 - Shakespeare'. Underneath, there's an assignment titled 'Read act 1 of Romeo and Juliet, Write t...' with a 'No due date' status and an 'Assigned' status. The assignment is posted at 1:17 PM. It includes two attachments: a PDF titled 'Romeo and Juliet - A...' and a YouTube video titled 'Shakespeare | Rome...'. At the bottom, there's a 'Classroom Resources' section with a link 'Do you have reliable Internet access at...' and a due date of 'Apr 6, 11:59 PM'. Red numbered callouts (1-8) point to various elements: 1. Training header, 2. All topics link, 3. Ch 1 - Shakespeare title, 4. Assignment title, 5. No due date status, 6. Assigned status, 7. Attachment icon, 8. View assignment link.

What does Google Classroom look like?

The following slides will assist you with helping your child navigate their Google Classroom.

Google Classroom - Assignment Screen

1. **Classwork title** - name of an assignment
2. **Attached files/links** - items necessary to complete the assignment
3. **Assignment status** - assigned, submitted, returned, late
4. **Add of create** - student can add files or create new files for this assignment
5. **Mark as done** - student will click 'Mark as done' to submit this assignment upon completion
6. **Private comments** - comments that only the student and teacher can view
7. **Class comments** - comments that ALL students and the teacher can view



Credits

Special thanks to all the people who made and released these awesome resources for free:

- ▷ Presentation template by SlidesCarnival