

New Features of Your Parent Portal



To access your Parent Portal, use your current district provided link and your existing location, login and password information.

*The login page has changed in appearance, but **your data and information** has remained the same.*

Chrome is the preferred browser.

The New Parent Portal Home Page

The screenshot shows the Parent Portal home page. At the top is a 'My Students Summary Info' header. Below it is a sidebar with navigation icons. The main content area lists two students: Christopher E. Aburto and Lucas C. Miracle. Each student entry includes a 'View Student Summary' button, an 'Open Agreement' link, and a status 'Agreement accepted!'. Annotations with red and yellow boxes highlight the 'Quick Start Video' button in the top right, the 'View Student Summary' buttons for both students, and the 'Open Agreement' link for Lucas C. Miracle. A text box explains that the 'Quick Start Video' button provides an overview of the new portal. Another text box states that the 'Open Agreement' link allows users to access their User Agreement at any time. A third text box explains that the 'View Student Summary' button provides access to all student information.

My Students Summary Info

My Students Summary Info

Quick Start Video + Add My Other Students

Aburto, Christopher E.
#9571, Madison School

no image

View Student Summary Open Agreement Agreement accepted!

Miracle, Lucas C.
#10602, Jefferson School

no image

View Student Summary Open Agreement Agreement accepted!

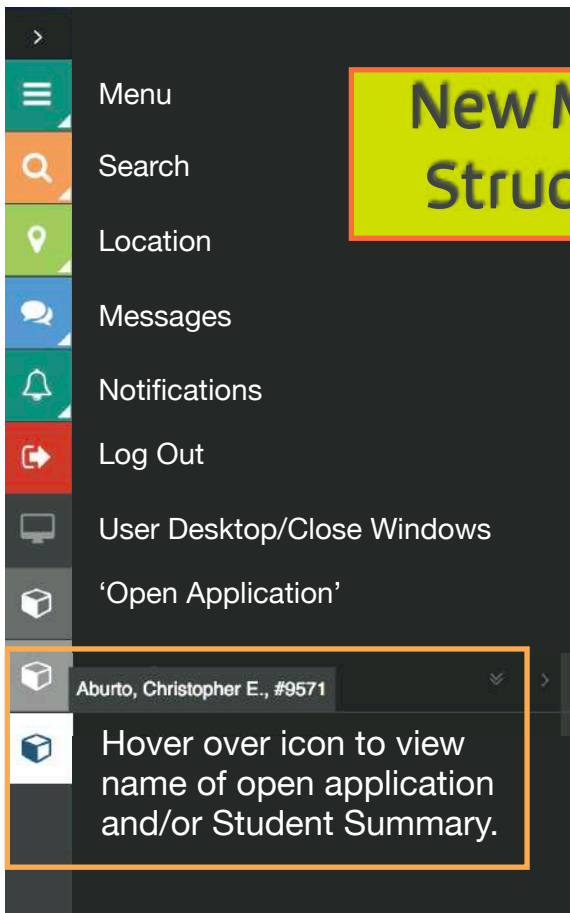
Watch an overview of your new Parent Portal by selecting the 'Quick Start Video' button.

When logged in, You will see a list of your students with some brief summary information. Select 'View Student Summary View' to access all of your student's information.

Access you User Agreement at any time via the 'Open Agreement' link.

Questions? Contact Your District or School Lumen Administrator.

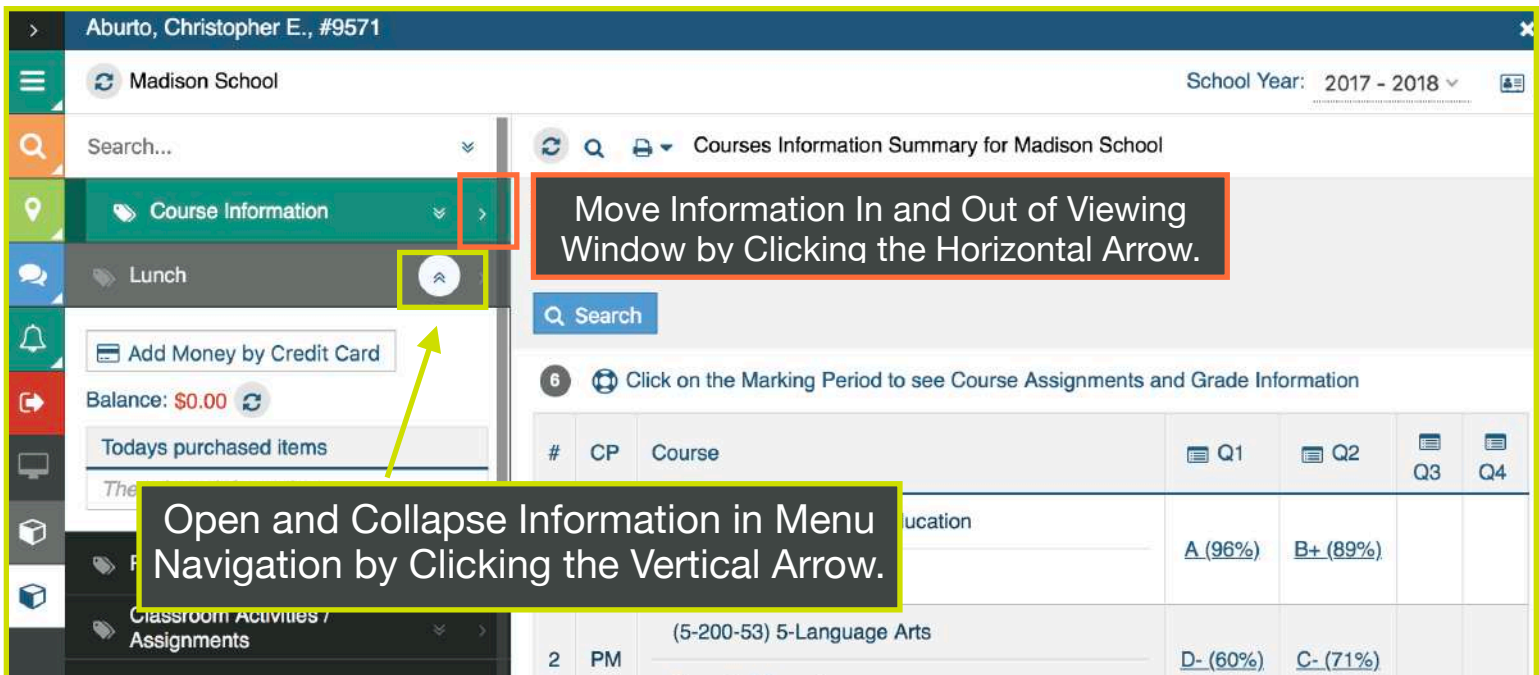
New Menu Structure



We are excited to bring you an easy to navigate application, which is fully functional on your phone, tablet, and PC.

Our look and feel has been designed to make your experience bright and user-friendly while keeping you connected to your student(s).

Student Summary Page Features



Aburto, Christopher E., #9571

Madison School

School Year: 2017 - 2018

Search...

Course Information

Lunch

Add Money by Credit Card

Balance: \$0.00

Today's purchased items

Move Information In and Out of Viewing Window by Clicking the Horizontal Arrow.

Open and Collapse Information in Menu Navigation by Clicking the Vertical Arrow.

Courses Information Summary for Madison School

Search

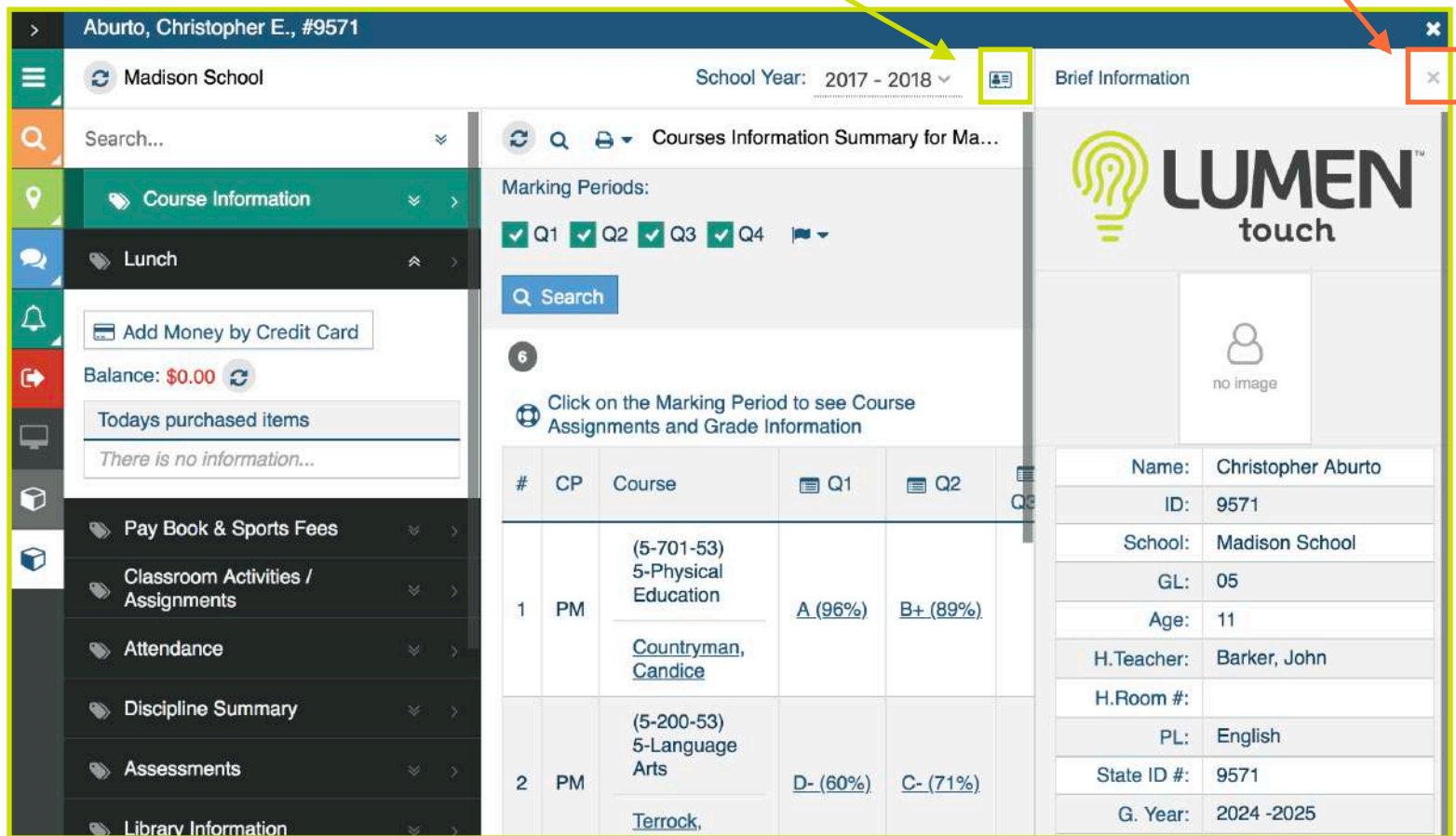
Click on the Marking Period to see Course Assignments and Grade Information

#	CP	Course	Q1	Q2	Q3	Q4
1	PM	Education	A (96%)	B+ (89%)		
2	PM	(5-200-53) 5-Language Arts	D- (60%)	C- (71%)		

See Detailed Information With a Quick Click

Close the Student Brief
Information Window by
Selecting the 'X' in the inner
application window.

Open the Student Brief Information
Window by Selecting the ID Icon.



Aburto, Christopher E., #9571

Madison School

School Year: 2017 - 2018

Brief Information

Search...

Course Information

Lunch

Add Money by Credit Card

Balance: \$0.00

Today's purchased items

There is no information...

Pay Book & Sports Fees

Classroom Activities / Assignments

Attendance

Discipline Summary

Assessments

Library Information

Courses Information Summary for Ma...

Marking Periods:

Q1 Q2 Q3 Q4

Search

Click on the Marking Period to see Course Assignments and Grade Information

#	CP	Course	Q1	Q2	Q3
1	PM	(5-701-53) 5-Physical Education Countryman, Candice	A- (96%)	B+ (89%)	
2	PM	(5-200-53) 5-Language Arts Terrock,	D- (60%)	C- (71%)	

LUMEN touch

no image

Name: Christopher Aburto

ID: 9571

School: Madison School

GL: 05

Age: 11

H. Teacher: Barker, John

H. Room #:

PL: English

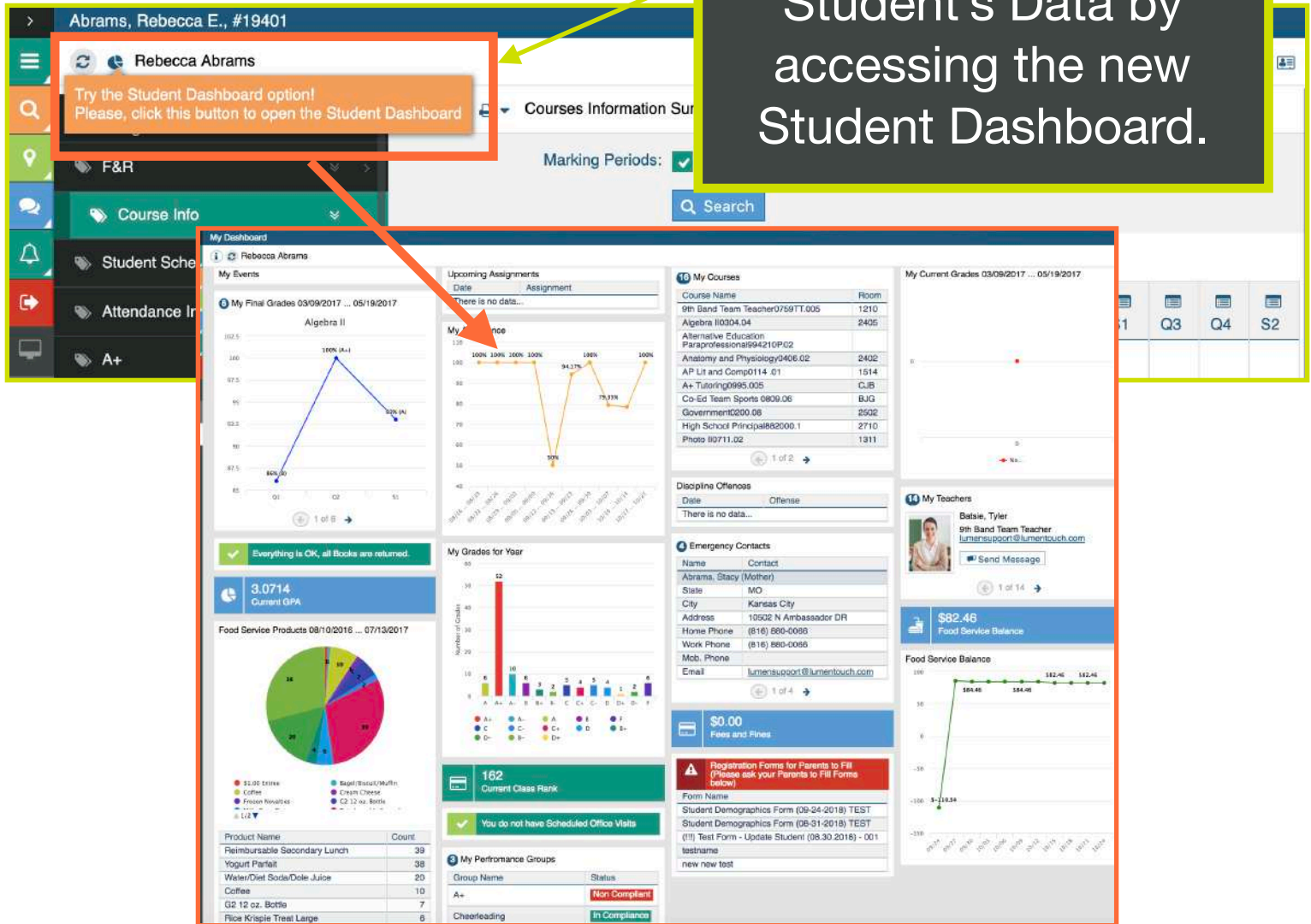
State ID #: 9571

G. Year: 2024 -2025

Questions? Contact Your District or School Lumen Administrator.

New Student Data Dashboard

Get a quick view of your Student's Data by accessing the new Student Dashboard.



Create Quick Access on Your Phone by Adding a Webclip and Access All Your Student Information on the Go!

[Android Instructions](#)
[iPhone Instructions](#)

Click on Your Device for Instructions!

Questions? Contact Your District or School Lumen Administrator.