

## FRASER PUBLIC SCHOOLS

# PARENT PORTAL AGREEMENT

---

You must agree to the following terms and conditions before proceeding:

Fraser Public School is excited to be utilizing one of the features available through our District's Student Information System called the PowerSchool Parent Portal. The portal provides parents with the privilege of accessing the student information records of their children through a secure Internet connection.

Access to your child's grades and attendance through PowerSchool is being provided to you as another form of communication with teachers and administrators with the goal of supporting your child's education. Please read these guidelines carefully.

Participating parents/guardians will be expected to act in a responsible, ethical, and legal manner, as well as to abide by and support the following guidelines:

1. Keep your Username and Password confidential. Best practice is not to share your log-in information with your child as there is parent-specific information that should not be available to students. However, please share the grades and attendance data with your child to start a conversation about study habits and learning.
2. It is your responsibility to determine which parents or guardians are able to access records. By logging into the PowerSchool Parent Portal, you acknowledge that you are duly authorized to view the site. Users will not attempt to gain unauthorized access to the district system or go beyond their authorized access. This includes attempting to log in through another person's account or access another person's files. Inappropriate use will result in cancellation of a user's privilege.
3. Parents who identify a security problem with the PowerSchool Parent Portal must notify their school office immediately.
4. Parents who are identified as a security risk to the Parent Portal or any other Fraser computers/networks will be denied access to the Portal.
5. Parents will not attempt to harm or destroy data of another user, school or district network, or the Internet. Anyone found to be violating Data Privacy laws will be subject to legal prosecution.
6. Grade concerns should first be addressed in a conversation with your child. A discussion can then be directed to the student's teachers by phone or email.
7. The way the due date of an assignment is displayed and the frequency of posted grades may vary from teacher to teacher. It could mean the date that assignment was recorded in the grade book or the date the assignment is due. If the information is not available in the Class Description in the Parent Portal, contact your child's teacher.
8. Fraser Public Schools reserves the right to monitor, inspect, copy, review and store at any time, and without prior notice, any and all usage of the PowerSchool system and any and all information transmitted or received in connection with such usage. All such information files shall be and remain the property of the school district. No user shall have any expectation of privacy regarding such materials.
9. I release Fraser Public School from any and all liability for damages arising out of the unauthorized access to this account.

**By signing, you "AGREE", as a parent or guardian, I have read and agree with this policy and understand that access is designed for the educational support of my child's education.**

Once this form is turned in, you will be issued a Username and Password.

**NOTE:** If you signed up for the Parent Portal last school year, you do not need to sign up again this year. You can still get into the Parent Portal using your same Username and Password

PARENT NAME \_\_\_\_\_ STUDENT NAME \_\_\_\_\_

PARENT SIGNATURE \_\_\_\_\_ STUDENT SIGNATURE \_\_\_\_\_

DATE \_\_\_\_\_ DATE \_\_\_\_\_

# PARENT PORTAL INSTRUCTIONS

Login: <https://ps.fraser.misd.net/public> REMEMBER TO PUT AN "s" after http for it to work.

PowerSchool

Sign In Create Account

Student and Parent Sign In

Username

Password

Having trouble signing in?

1. Click "Create Account"

Copyright 2005 - 2014 Pearson Education, Inc., or its affiliates. All rights reserved.

**IMPORTANT:** You must **CREATE** your account before you can log in. In order to create it, you need to be assigned a **WEB ACCESS ID** and **WEB ACCESS PASSWORD** (found on the label below). The web access ID and web access password is used only one time and that is when you **CREATE** your account.

**WEB ACCESS ID:**

**WEB ACCESS PASSWORD:**

(over)

# PARENT PORTAL INSTRUCTIONS

## CREATE PARENT/GUARDIAN ACCOUNT:

1. Fill in the your First Name and Last Name and your Email Address
2. Fill in your Desired User Name (create a User Name – lower case, please)
3. Fill in your Desired Password (create a password – lower case/6 characters). **Keep this information in a safe place. We do not keep your password on file.**

## LINK STUDENTS TO ACCOUNT:

1. First Name & Last Name of student under the Student Name box.
2. Under Access ID, type the web access ID code that **was assigned**. Type it exactly as shown.
3. Under Access Password, type the web access password that **was assigned**.
4. Under Relationship, click the drop down arrow and choose how you are related to the student, i.e. mother, father, grandmother, etc.
5. Click “enter” at the bottom right.
6. After you click “enter”, it will immediately take you to the original sign-in page. You must then use the UserName that YOU CREATED, and the Password YOU CREATED. Tap “enter” and it will take you to your student’s PowerSchool screen where you can view grades, attendance, etc. Click on anything that is blue and it will give you detailed information or take you to another link such as the teacher’s email. On the side of the page you will see various icons that you can also use. **NOTE: If you already have an account, you can add your new student without creating another account. Open your existing account, select PREFERENCES, click on the STUDENT tab, select ADD and use the Web Access ID/Web Access Password of your new middle school student.**







First Name	<input type="text"/>
Last Name	<input type="text"/>
Email	<input type="text"/>
Desired Username	<input type="text"/>
Password	<input type="password"/>
Re-enter Password	<input type="password"/>

Password must:

- Be at least 6 characters long

## Link Students to Account

Enter the Access ID, Access Password, and Relationship for each student you wish to add to your Parent Account

Student Name	Access ID	Access Password	Relationship
1. <input type="text"/>	<input type="text"/>	<input type="password"/>	- Choose 
2. <input type="text"/>	<input type="text"/>	<input type="password"/>	- Choose 
3. <input type="text"/>	<input type="text"/>	<input type="password"/>	- Choose 
4. <input type="text"/>	<input type="text"/>	<input type="password"/>	- Choose 
5. <input type="text"/>	<input type="text"/>	<input type="password"/>	- Choose 
6. <input type="text"/>	<input type="text"/>	<input type="password"/>	- Choose 
7. <input type="text"/>	<input type="text"/>	<input type="password"/>	- Choose 