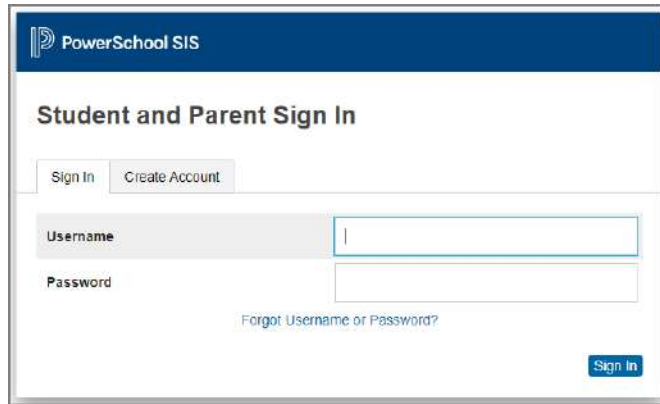


I. PARENT AND GUARDIAN SURVEY ADMINISTRATION

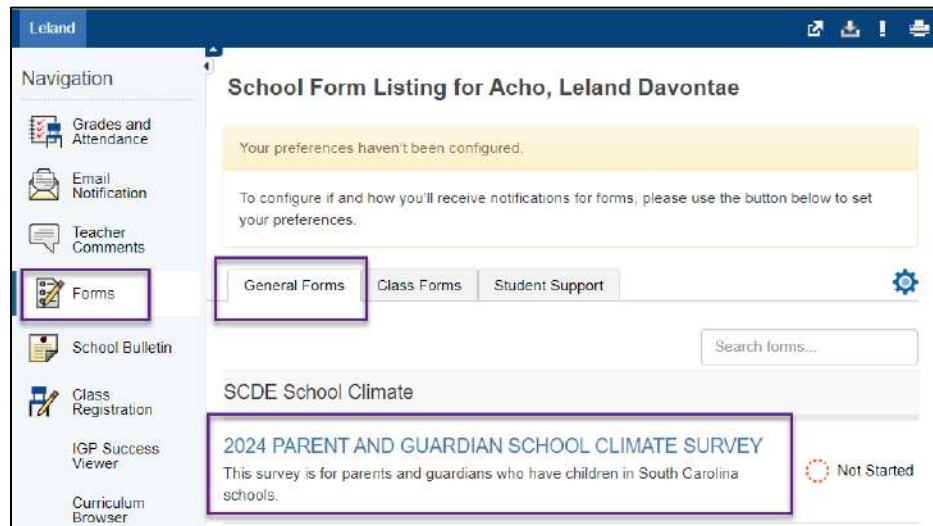
Accessing the 2024 Parent and Guardian School Climate Survey link through Parent Portal in the browser:

1. Navigate to the Parent Portal login page.
2. Enter your username and password to log in to your Parent Portal Account.



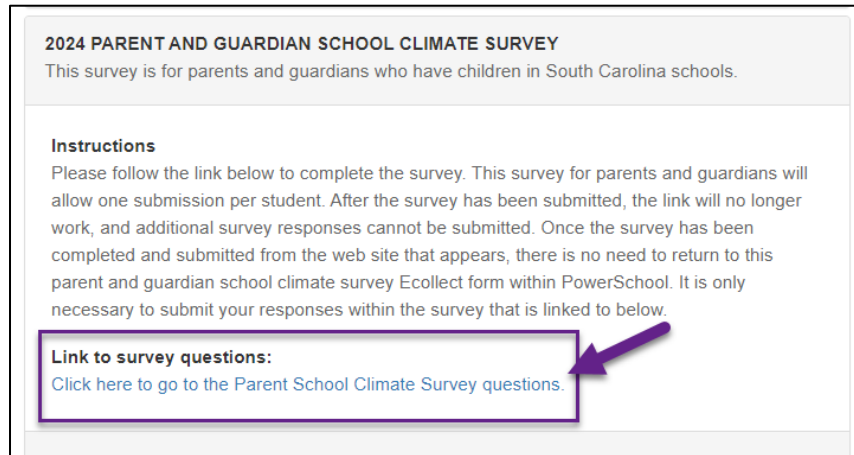
The image shows the PowerSchool SIS login page. At the top is a blue header with the PowerSchool SIS logo. Below the header is a white box titled "Student and Parent Sign In". Inside this box, there are two tabs: "Sign In" (selected) and "Create Account". Below the tabs are two input fields: "Username" and "Password". Below the "Password" field is a link that says "Forgot Username or Password?". At the bottom right of the white box is a blue "Sign In" button.

3. Select the Forms link from the left-hand Navigation bar.
4. Go to the 'General Forms' tab.
5. Click on the form titled '2024 PARENT AND GUARDIAN SCHOOL CLIMATE SURVEY' to open the form.



The image shows the Leland Parent Portal interface. On the left is a "Navigation" sidebar with icons and links for "Grades and Attendance", "Email Notification", "Teacher Comments", "Forms" (highlighted with a red box), "School Bulletin", "Class Registration", "IGP Success Viewer", and "Curriculum Browser". The main content area is titled "School Form Listing for Acho, Leland Davontae". It features a yellow warning box stating "Your preferences haven't been configured." and a message about configuring notification preferences. Below this is a tabbed interface with "General Forms", "Class Forms", and "Student Support" (the "General Forms" tab is highlighted with a red box). A search bar labeled "Search forms..." is also present. Under the "General Forms" tab, there is a section titled "SCDE School Climate" which contains a card for the "2024 PARENT AND GUARDIAN SCHOOL CLIMATE SURVEY" (highlighted with a red box). The card text says "This survey is for parents and guardians who have children in South Carolina schools." and shows a status of "Not Started" with a red circle icon.

6. Click on the link within the form.



2024 PARENT AND GUARDIAN SCHOOL CLIMATE SURVEY
This survey is for parents and guardians who have children in South Carolina schools.

Instructions
Please follow the link below to complete the survey. This survey for parents and guardians will allow one submission per student. After the survey has been submitted, the link will no longer work, and additional survey responses cannot be submitted. Once the survey has been completed and submitted from the web site that appears, there is no need to return to this parent and guardian school climate survey Ecollect form within PowerSchool. It is only necessary to submit your responses within the survey that is linked to below.

Link to survey questions:
[Click here to go to the Parent School Climate Survey questions.](#)

7. On the Qualtrics survey page that appears, follow the instructions to complete and submit the survey.
8. Repeat the steps listed above if you have multiple students associated with your Parent Portal and you wish to submit a separate response for another student listed.

Accessing the Parent and Guardian School Climate Survey link through the PowerSchool Mobile App:

1. Locate your 'District Code.' The district code can be found in the bottom left corner of your Parent Portal.
2. Navigate to the PowerSchool App on your mobile phone.
3. Enter your 'District Code' and click Submit.
4. Enter your username and password to log in to the mobile app.
5. From the Dashboard select 'More'
Helpful Tip: You can also click 'Edit' then drag the 'Forms' icon to the navigation bar to organize tabs.
6. Click on 'Forms' to access forms that have been shared to the student account.
7. Go to the 'General Forms' tab.
8. Click on the form titled '2024 PARENT AND GUARDIAN SCHOOL CLIMATE SURVEY' to open the form.
9. Click on the link within the form to access, complete, and submit the survey.