

# Mexican Day of the Dead vs. American Halloween Masks

Cultural  
Masks



## Art Standard: Artistic Process: Connecting

<b>Anchor Standard</b>	<b>Process Component</b>	<b>Enduring Understanding</b>	<b>Performance Standard</b>	<b>Discipline Specific Performance Standard (Accomplished)</b>
<b>Connecting - Anchor Standard 11</b>	<b>Relate</b>	<b>End. 11.0</b>	<b>Per. 11.0</b>	<b>Acc. 11.0</b>
Relate Artistic Ideas and Works with Societal, Cultural, and Historical Context to Deepen Understanding		People develop ideas and understandings of society, culture, and history through their interactions with and analysis of art.	Describe how knowledge of culture, traditions, and history may influence personal responses to art	Compare uses of art in a variety of societal, cultural, and historical contexts and make connections to uses of art in contemporary, local, and global contexts.

# Day 1:

- **Art Standard**
- **Mask General Information**
- **Think-Pair-Share**
- **Cultural Mask History**
  1. American Halloween Mask
  2. Mexican Day of the Dead Masks
- **Overview for Masks**

**Putting on a mask is a transformative experience.**

**It allows us to be someone we're not for a moment, changing both how we see ourselves and how we behave outwardly.**

**Many of us know this feeling from Halloween in America, but it's a universal feeling shared across cultures throughout human history.**

**While some masked ceremonies have died out over the years, others cultures have held onto their traditions.**

**Learn the meanings behind some of the most fascinating masks from around the world and find out where and when you can see them.**

**What can masks tell us about the people who make them?**

# Mexican Day of the Dead Mask



# American Halloween Mask



# American Halloween Mask

Halloween has originated from the old Celtic festival. The tradition of dressing in costume for Halloween has both European and Celtic roots.

On Halloween, men painted a mask on their face with blackened ashes from the sacred bonfire and dressed up as fearsome beings.

It was believed that it is the last night for the dead to have their vengeance before moving on so people wore masks & costumes, so they were not recognized. The masks were thought to scare away evil spirits and prevent them from entering your home on October 31st





# Mexican Day of the Dead Masks

Dia de los Muertos masks represent calaveras, or skulls.

The celebration originated as a way to honor the deceased and acknowledge death as a natural part of life.

The festivities are on November 1st and 2nd throughout Mexico and Latin America, with celebrants wearing skull-shaped masks or face paint and colorful costumes and hats.






1. Read *Cultures Intertwined* story

**Cultures Intertwined: Halloween VS Dia de los Muertos (Day of the Dead)**

written by Veronica Gonzalez-Smith

1. Individually or with a partner complete the worksheet
2. Practice a half design for both the Mexican Day of the Dead Mask and American Halloween Mask
3. Get approved by teacher
4. Create your Paper Mask Based on Mexican Day of the Dead Mask or American Halloween Mask
5. Minimum of 3 colors
6. Minimum of 3 added details/embellishments
7. Taped to appear 3-Dimensional
8. Yarn or Ribbon added as the ties

# Practice



Half of the Design  
is American  
Halloween Mask

Half of the Design  
is Mexican  
Day of the Dead Mask

## Practice Basics

1. Use Practice Paper
1. Design Half of the Practice template as a Day of the Dead Mask
1. Design the other Half as an American Halloween Mask

# Practice

4. Decide on 3 colors

Use: Markers & Color  
Pencils or Watercolor

5. Practice your colors

*\*hint you do not have to color the whole practice just color enough to get approved by your teacher*

Cardboard  
& Fabric

Yarn

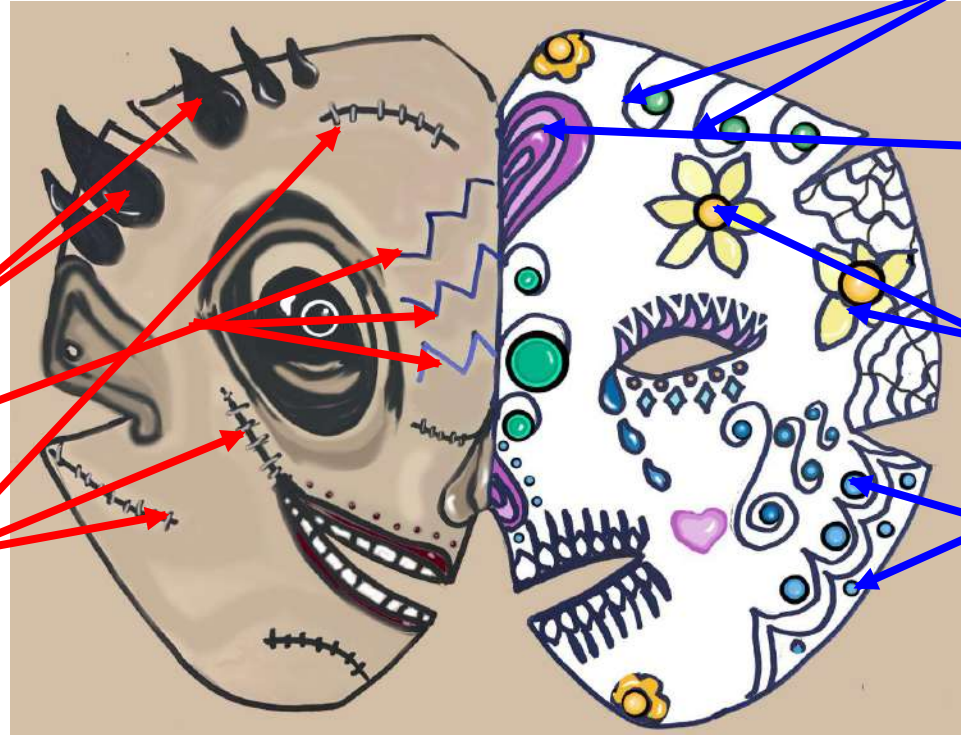
Hot Glue &  
Staples

6. Decide what 3

Details/Embellishments

you will be using

*\*hint: Beads, Fabrics, Yarn, Cut-outs,  
Ribbons*



Beads

Foam  
Cut-outs

Tissue  
Paper

Beads

M  
E  
X  
I  
C  
A  
N

D  
A  
Y  
O  
F  
T  
H  
E  
D  
E  
A  
D



M  
A  
S  
K



A  
M  
E  
R  
I  
C  
A  
N  
  
H  
A  
L  
L  
O  
W  
E  
E  
N



M  
A  
S  
K


M  
E  
X  
I  
C  
A  
N  
  
D  
A  
Y  
O  
F  
  
T  
H  
E  
D  
E  
A  
D



M  
A  
S  
K



A  
M  
E  
R  
I  
C  
A  
N  
  
H  
A  
L  
L  
O  
W  
E  
E  
N

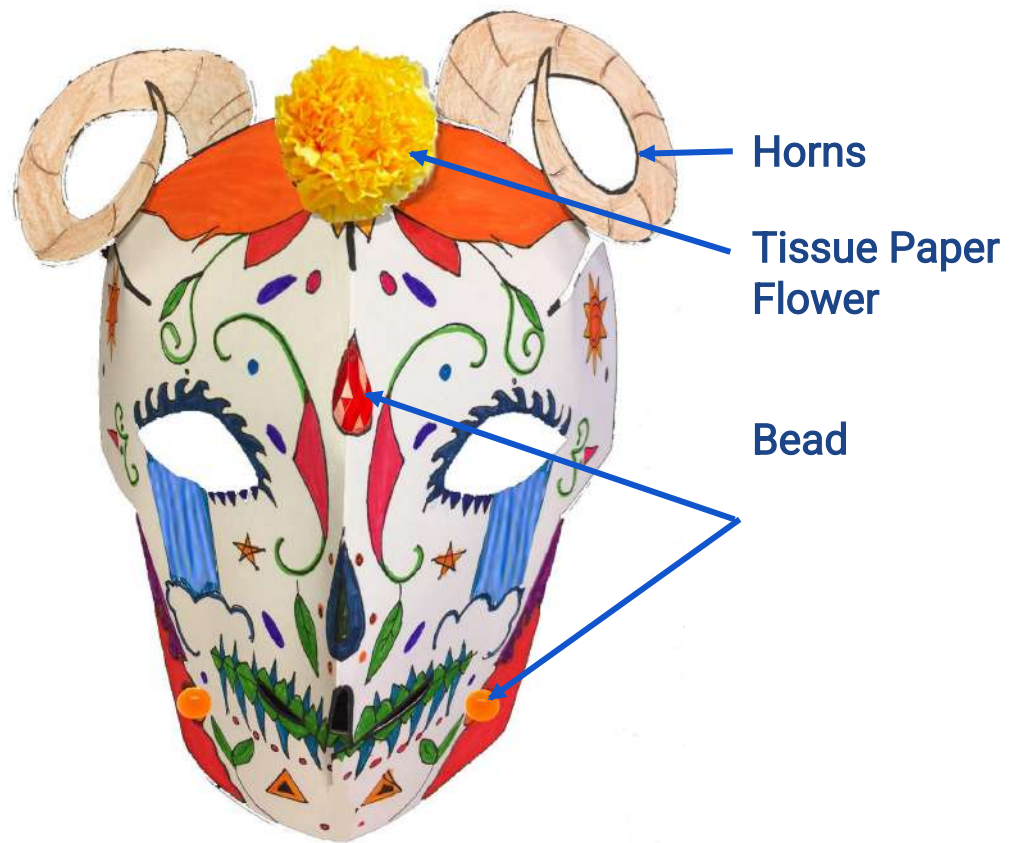


M  
A  
S  
K

M  
E  
X  
I  
C  
A  
N  
  
D  
A  
Y  
O  
F  
  
T  
H  
E  
D  
E  
A  
D



M  
A  
S  
K





1. Read [Cultures Intertwined](#) story
2. Individually or with a partner complete the worksheet
3. Practice a half design for both the Mexican Day of the Dead Mask and American Halloween Mask
4. Get approved by teacher
5. Create your Paper Mask Based on Mexican Day of the Dead Mask or American Halloween Mask
6. Minimum of 3 colors and values
7. Minimum of 3 added details/embellishments
8. Taped to appear 3-Dimensional
9. Yarn or Ribbon add as the ties

